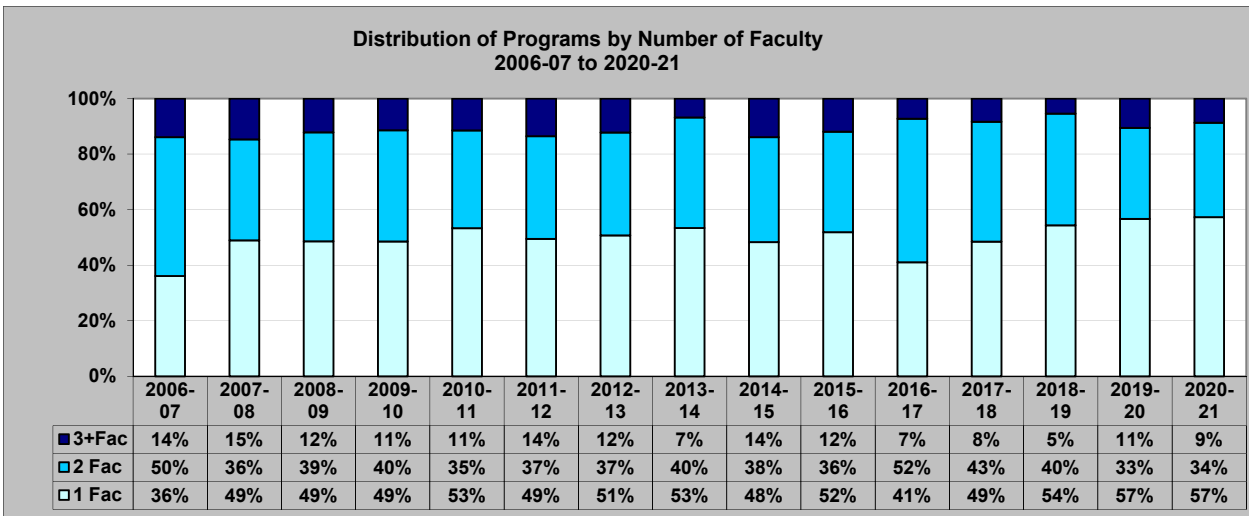
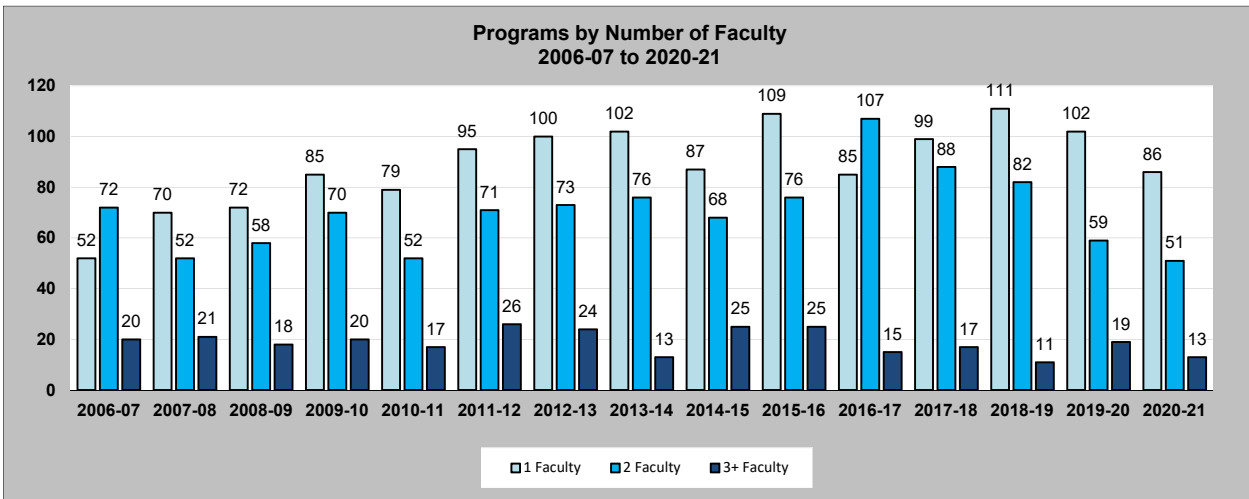


Programs by Number of Faculty 2006-07 to 2020-21 (Excludes Tacoma)

The table and charts below detail the trend in the number of faculty teaching in programs from 2006-07 to 2020-21. More than half (57%) of the academic programs offered in 2020-21 were taught by single faculty. This increase in single faculty programs was coupled with the decrease in two-faculty teams to 34% from 33% the previous year.

Programs by Number of Faculty:

| | 1 Faculty | 2 Faculty | 3+ Faculty |
|---------|-----------|-----------|------------|
| 2006-07 | 52 | 72 | 20 |
| 2007-08 | 70 | 52 | 21 |
| 2008-09 | 72 | 58 | 18 |
| 2009-10 | 85 | 70 | 20 |
| 2010-11 | 79 | 52 | 17 |
| 2011-12 | 95 | 71 | 26 |
| 2012-13 | 100 | 73 | 24 |
| 2013-14 | 102 | 76 | 13 |
| 2014-15 | 87 | 68 | 25 |
| 2015-16 | 109 | 76 | 25 |
| 2016-17 | 85 | 107 | 15 |
| 2017-18 | 99 | 88 | 17 |
| 2018-19 | 111 | 82 | 11 |
| 2019-20 | 102 | 59 | 19 |
| 2020-21 | 86 | 51 | 13 |

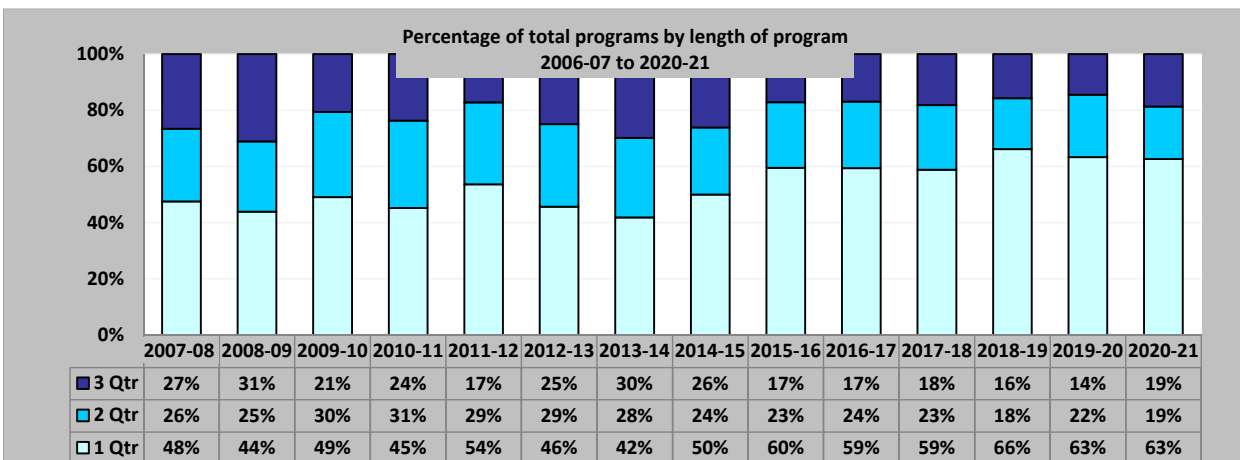
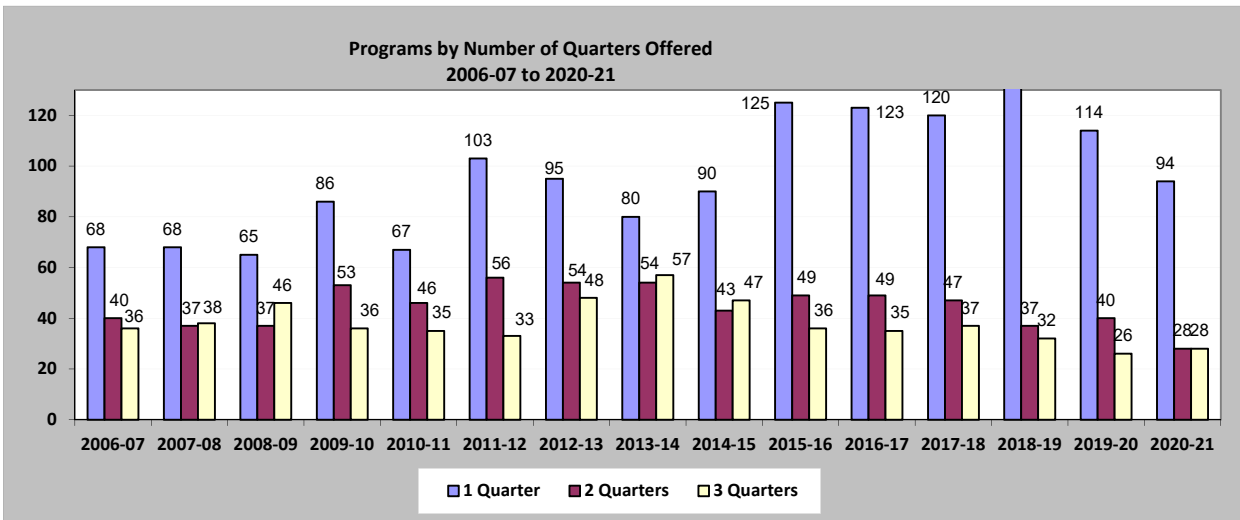


Programs by Quarters Offered (Olympia, Tribal and Grays Harbor)

The table and charts below describe the trend of the number of quarters programs were offered, the quarters in which they were taught, and the number of seats available per quarter from 2006-07 to 2020-21. For the last three years, the proportion of One-quarter programs has remained at its highest percentage, over 62%. There has not been a shift in the proportion of two and three quarter programs for the last three years.

Programs by number of quarters offered:

| | 1 Quarter | 2 Quarters | 3 Quarters | Total Prog. |
|---------|-----------|------------|------------|-------------|
| 2006-07 | 68 | 40 | 36 | 144 |
| 2007-08 | 68 | 37 | 38 | 143 |
| 2008-09 | 65 | 37 | 46 | 148 |
| 2009-10 | 86 | 53 | 36 | 175 |
| 2010-11 | 67 | 46 | 35 | 148 |
| 2011-12 | 103 | 56 | 33 | 192 |
| 2012-13 | 95 | 54 | 48 | 197 |
| 2013-14 | 80 | 54 | 57 | 191 |
| 2014-15 | 90 | 43 | 47 | 180 |
| 2015-16 | 125 | 49 | 36 | 210 |
| 2016-17 | 123 | 49 | 35 | 207 |
| 2017-18 | 120 | 47 | 37 | 204 |
| 2018-19 | 135 | 37 | 32 | 204 |
| 2019-20 | 114 | 40 | 26 | 180 |
| 2020-21 | 94 | 28 | 28 | 150 |

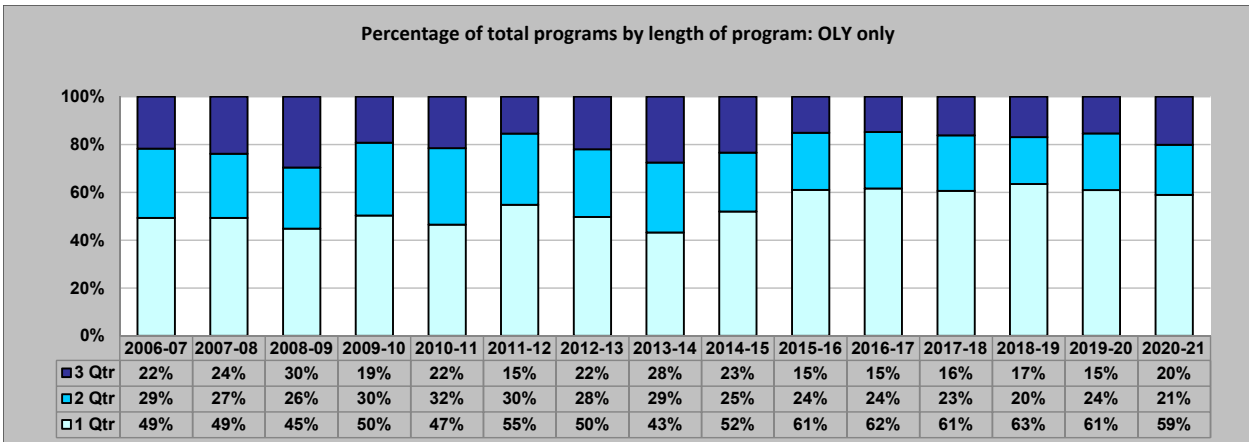
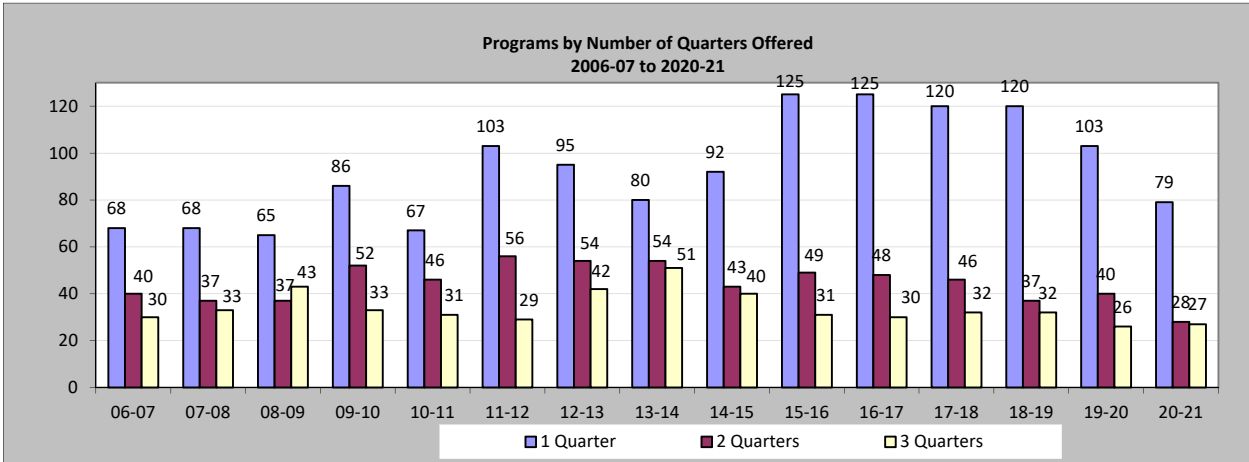


Programs by Quarters Offered (Olympia only)

The tables below describe the trend of the number of quarters programs were offered, the quarters in which were they were taught, and the number of seats available per quarter from 2006-07 to 2020-21. The proportion of one-quarter programs in the curriculum was still, 59% for 2020-21. However, it is the first time in last five year that the proportion of one-quarter programs dropped to below 60%. The proportion of three-quarter programs increased by 5% this year while the proportion of two -programs dropped by 3%. Note that Reservation-based programs and Tacoma campus were not included in this analysis.

Programs by number of quarters offered:

| | 1 Quarter | 2 Quarters | 3 Quarters | Total Prog. |
|---------|-----------|------------|------------|-------------|
| 2006-07 | 68 | 40 | 30 | 138 |
| 2007-08 | 68 | 37 | 33 | 138 |
| 2008-09 | 65 | 37 | 43 | 145 |
| 2009-10 | 86 | 52 | 33 | 171 |
| 2010-11 | 67 | 46 | 31 | 144 |
| 2011-12 | 103 | 56 | 29 | 188 |
| 2012-13 | 95 | 54 | 42 | 191 |
| 2013-14 | 80 | 54 | 51 | 185 |
| 2014-15 | 92 | 43 | 40 | 175 |
| 2015-16 | 125 | 49 | 31 | 205 |
| 2016-17 | 125 | 48 | 30 | 203 |
| 2017-18 | 120 | 46 | 32 | 198 |
| 2018-19 | 120 | 37 | 32 | 189 |
| 2019-20 | 103 | 40 | 26 | 169 |
| 2020-21 | 79 | 28 | 27 | 134 |



Quarters in which programs were offered (Olympia only)

Number of programs available per quarter:

| | Fall | Winter | Spring |
|---------|------|--------|--------|
| 2006-07 | 19 | 12 | 37 |
| | 30 | | |
| | | 10 | |
| | | 30 | |
| 2007-08 | 15 | 9 | 44 |
| | 30 | | |
| | | 7 | |
| | | 33 | |
| 2008-09 | 15 | 9 | 41 |
| | 27 | | |
| | | 10 | |
| | | 43 | |
| 2009-10 | 23 | 10 | 52 |
| | 42 | | |
| | | 11 | |
| | | 33 | |
| 2010-11 | 26 | 9 | 32 |
| | 36 | | |
| | | 10 | |
| | | 31 | |
| 2011-12 | 21 | 17 | 65 |
| | 51 | | |
| | | 5 | |
| | | 29 | |
| 2012-13 | 16 | 18 | 61 |
| | 45 | | |
| | | 9 | |
| | | 42 | |
| 2013-14 | 17 | 12 | 51 |
| | 37 | | |
| | | 17 | |
| | | 51 | |
| 2014-15 | 26 | 17 | 49 |
| | 28 | | |
| | | 15 | |
| | | 40 | |
| 2015-16 | 34 | 29 | 62 |
| | 38 | | |
| | | 11 | |
| | | 31 | |
| 2016-17 | 32 | 25 | 66 |
| | 36 | | |
| | | 13 | |
| | | 30 | |
| 2017-18 | 37 | 26 | 57 |
| | 32 | | |
| | | 14 | |
| | | 32 | |
| 2018-19 | 38 | 29 | 53 |
| | 22 | | |
| | | 15 | |
| | | 32 | |
| 2019-20 | 42 | 24 | 37 |
| | 21 | | |
| | | 19 | |
| | | 26 | |
| 2020-21 | 28 | 18 | 33 |
| | 19 | | |
| | | 9 | |
| | | 27 | |

Number of seats available per quarter:

| | Fall | Winter | Spring |
|---------|------|--------|--------|
| 2006-07 | 718 | 362 | 1365 |
| | 1284 | 1258 | |
| | | 412 | 412 |
| | 1460 | 1430 | 1318 |
| 2007-08 | 443 | 223 | 1444 |
| | 1350 | 1305 | |
| | | 292 | 292 |
| | 1518 | 1469 | 1375 |
| 2008-09 | 491 | 243 | 1283 |
| | 1246 | 1256 | |
| | | 390 | 390 |
| | 1898 | 1865 | 1728 |
| 2009-10 | 773 | 287 | 1782 |
| | 1586 | 1586 | |
| | | 464 | 464 |
| | 1490 | 1462 | 1346 |
| 2010-11 | 783 | 242 | 996 |
| | 1465 | 1440 | |
| | | 383 | 383 |
| | 1614 | 1590 | 1421 |
| 2011-12 | 688 | 508 | 2263 |
| | 2066 | 2024 | |
| | | 189 | 189 |
| | 1330 | 1267 | 1145 |
| 2012-13 | 504 | 500 | 1953 |
| | 1782 | 1727 | |
| | | 249 | 252 |
| | 1377 | 1325 | 1268 |
| 2013-14 | 716 | 367 | 1581 |
| | 1357 | 1354 | |
| | | 528 | 528 |
| | 1404 | 1344 | 1248 |
| 2014-15 | 788 | 470 | 1660 |
| | 1237 | 1147 | |
| | | 435 | 417 |
| | 1373 | 1357 | 1134 |
| 2015-16 | 1118 | 787 | 2041 |
| | 1391 | 1353 | |
| | | 412 | 412 |
| | 1029 | 989 | 881 |
| 2016-17 | 999 | 845 | 2170 |
| | 1441 | 1396 | |
| | | 335 | 340 |
| | 1170 | 1126 | 1030 |
| 2017-18 | 1288 | 734 | 1825 |
| | 1244 | 1199 | |
| | | 516 | 519 |
| | 1006 | 974 | 860 |
| 2018-19 | 1218 | 912 | 1698 |
| | 851 | 815 | |
| | | 535 | 470 |
| | 991 | 942 | 839 |
| 2019-20 | 1331 | 616 | 920 |
| | 835 | 823 | |
| | | 595 | 600 |
| | 573 | 548 | 523 |
| 2020-21 | 961 | 494 | 1007 |
| | 797 | 785 | |
| | | 320 | 320 |
| | 722 | 687 | 627 |