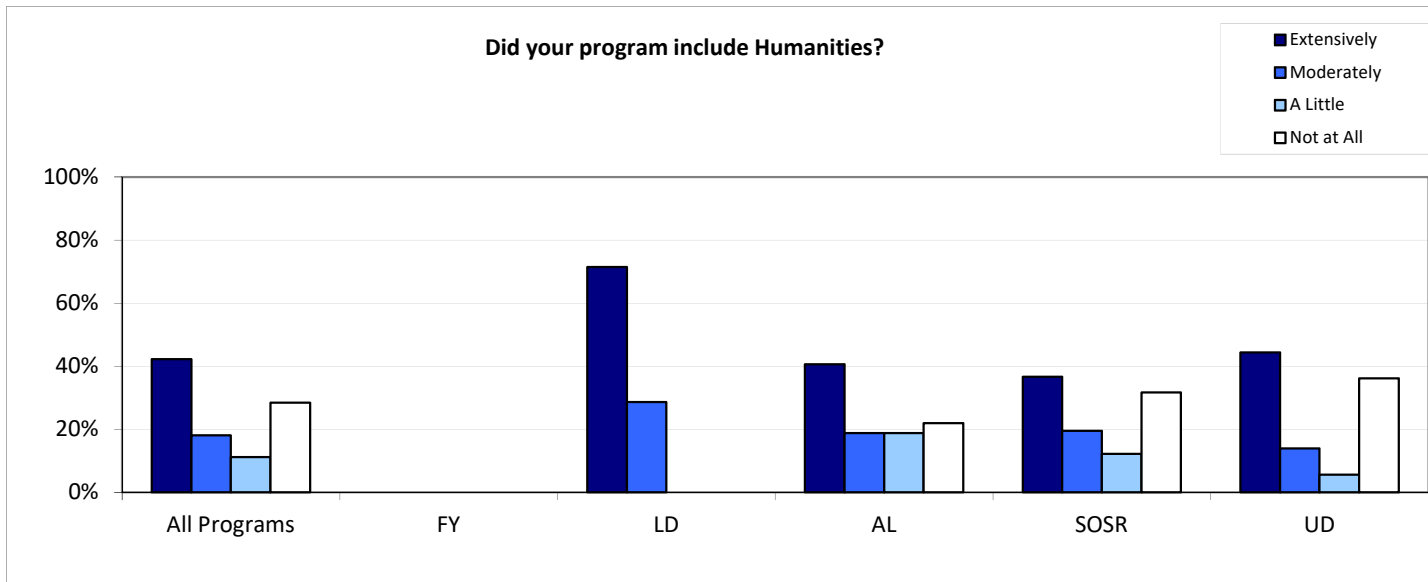


End-of-Program Review 2019-20

Humanities in all programs

The presence (Extensively, Moderately or A little) of Humanities in programs offered in 2019-20 stayed almost the same, 72% , compared to 73% the previous year. The most common fields of Humanities taught in programs that included the division were: Writing (98%), History (47%), and Literature (42%).

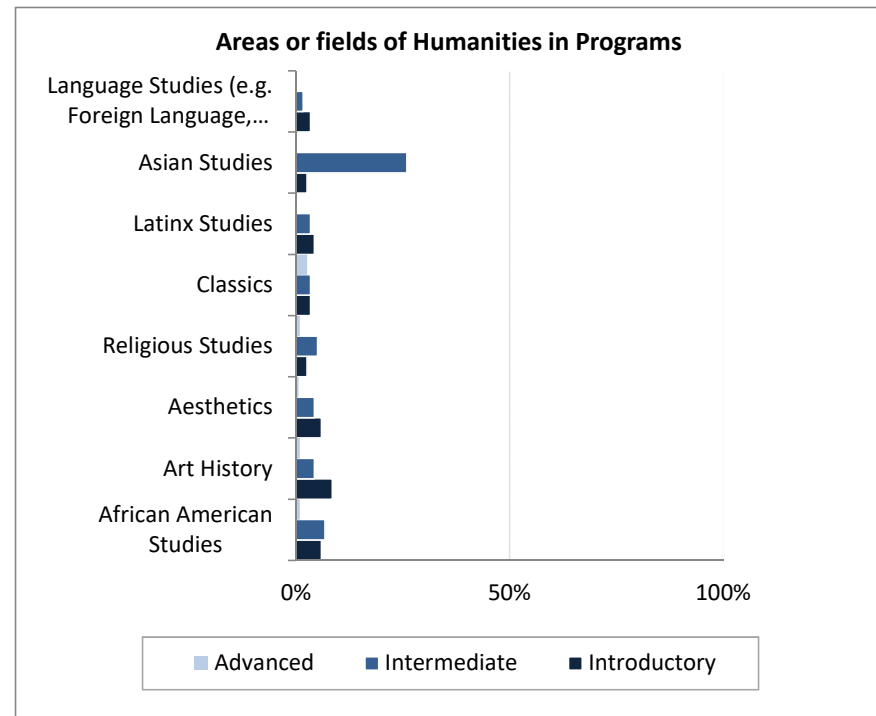
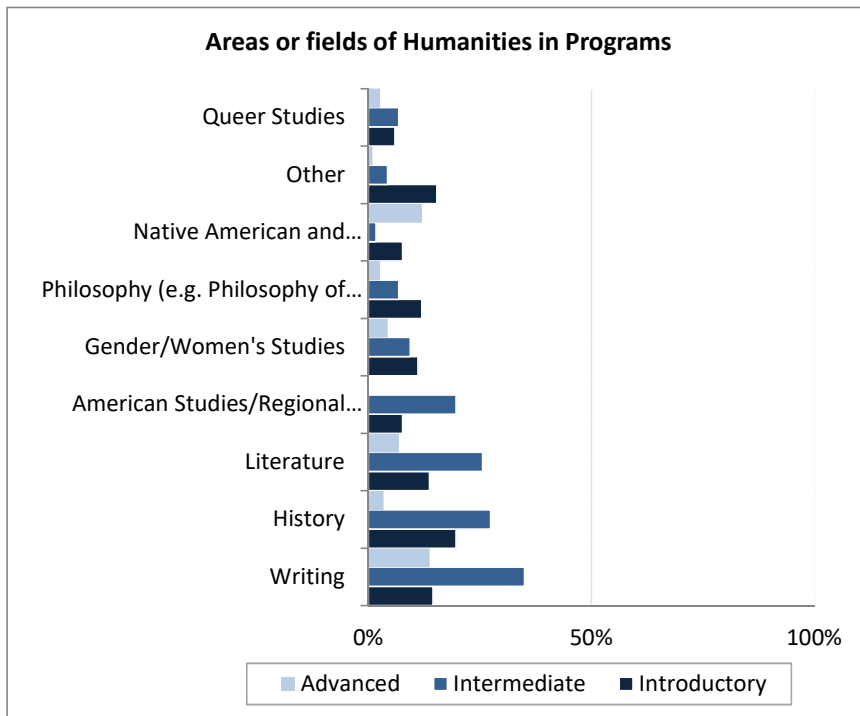


	Extensively	Moderately	A Little	Not at All	Percent of Programs with any Humanities	Programs with any Humanities (N)	Programs responded (N)
All Programs	42.2%	18.1%	11.2%	28.4%	71.5%	83	116
First-year (FY) FY only	0.0%	0.0%	0.0%	0.0%	0.0%	0	0
Lower Division (LD) FY-SO	71.4%	28.6%	0.0%	0.0%	100.0%	7	7
All Level (AL) FR-SR	40.6%	18.8%	18.8%	21.9%	78.2%	25	32
Sophomore-Senior (SOSR)	36.6%	19.5%	12.2%	31.7%	68.3%	28	41
Upper Division (UD) JR-SR	44.4%	13.9%	5.6%	36.1%	63.9%	23	36

Level at which the following areas or fields of Humanities were taught in programs that included Humanities.

(NB: The percent does not add to 100% because a field can be taught at different levels in a program)

	Introductory	Intermediate	Advanced	% programs that taught field of Hum.
Writing	15%	35%	14%	98%
History	20%	27%	3%	47%
Literature	14%	26%	7%	42%
American Studies/Regional Studies	8%	20%	0%	27%
Gender/Women's Studies	11%	9%	4%	22%
Philosophy (e.g. Philosophy of science)	12%	7%	3%	21%
Native American and indigenous	8%	2%	12%	21%
Other	15%	4%	1%	20%
Queer Studies	6%	7%	3%	14%
African American Studies	6%	7%	1%	13%
Art History	9%	4%	1%	12%
Aesthetics	6%	4%	1%	10%
Religious Studies	3%	5%	1%	7%
Classics	3%	3%	3%	7%
Latinx Studies	4%	3%	0%	7%
Asian Studies	3%	26%	0%	5%
Language Studies (e.g. Foreign	3%	2%	0%	4%



Explanation of Other:

The role of Agriculture and Food in Society

Systems thinking

Rhetoric

Poetics

Poetics

Musicology, Ethnomusicology, Popular Culture Studies

Intersectional Critical Theory (13 Native Programs)

Film

Cultural ecology

Celtic Studies