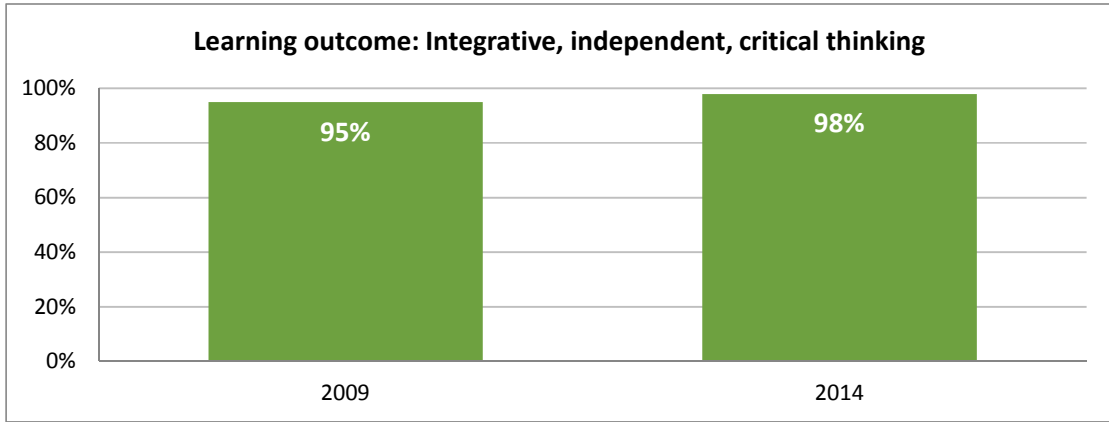


**Core Theme 1: Integrated Interdisciplinary Learning**

**Objective 2: Multiple modes of thinking, including critical thinking, synthesis, reflexive thinking, and self-reflection (Maintain)**

**Indicator 1:**

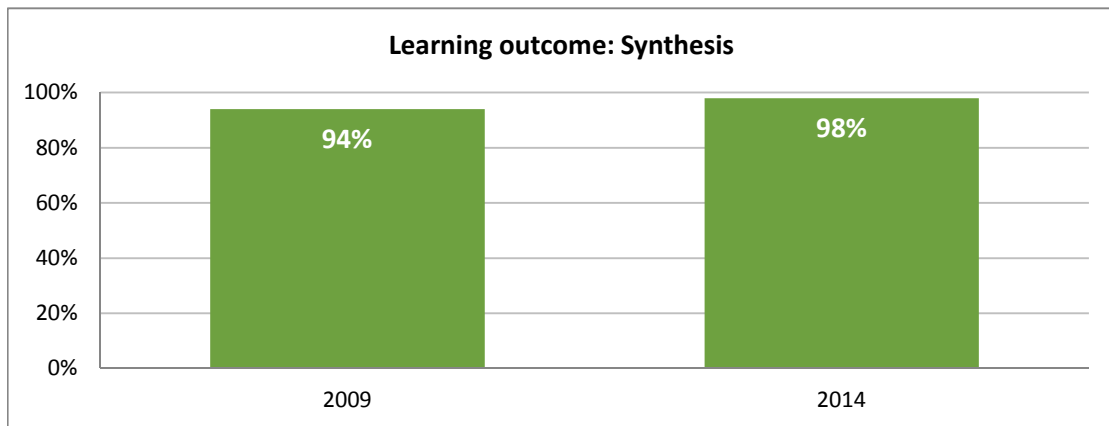


**Students demonstrate integrative, independent, and critical thinking**

*Source: Transcript Review*

% who met expectation	2009	2014
Total	95%	98%

**Indicator 2:**



**Student transcripts show evidence of synthesis of learning**

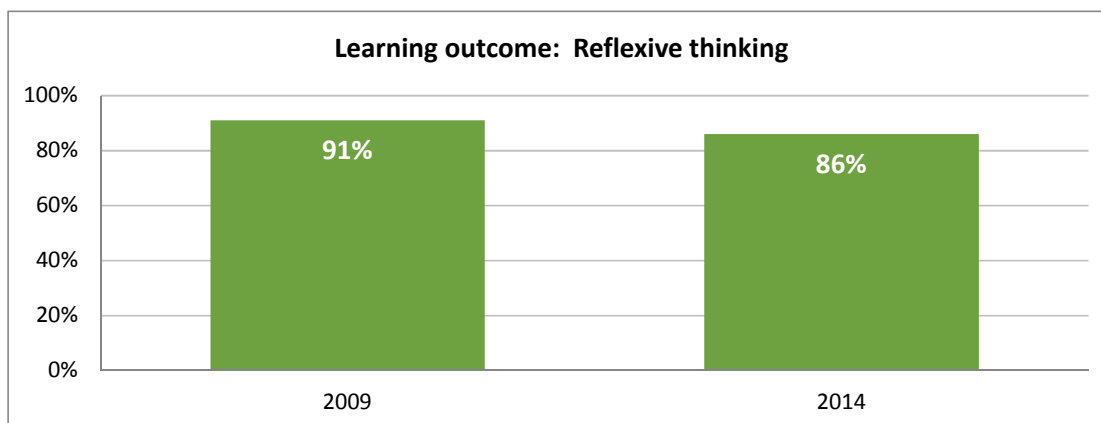
*Source: Transcript Review*

% who met expectation	2009	2014
Total	94%	98%

**Core Theme 1: Integrated Interdisciplinary Learning**

**Objective 2: Multiple modes of thinking, including critical thinking, synthesis, reflexive thinking, and self-reflection (Maintain)**

**Indicator 3:**

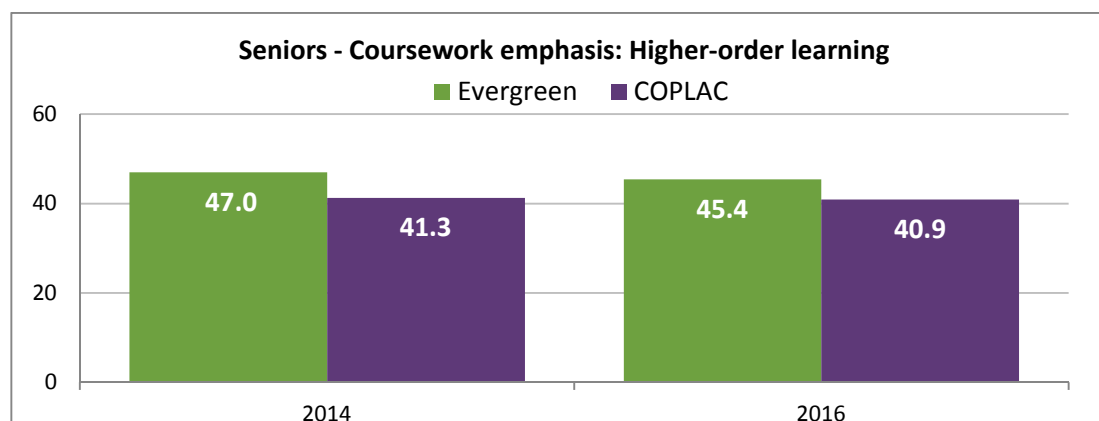
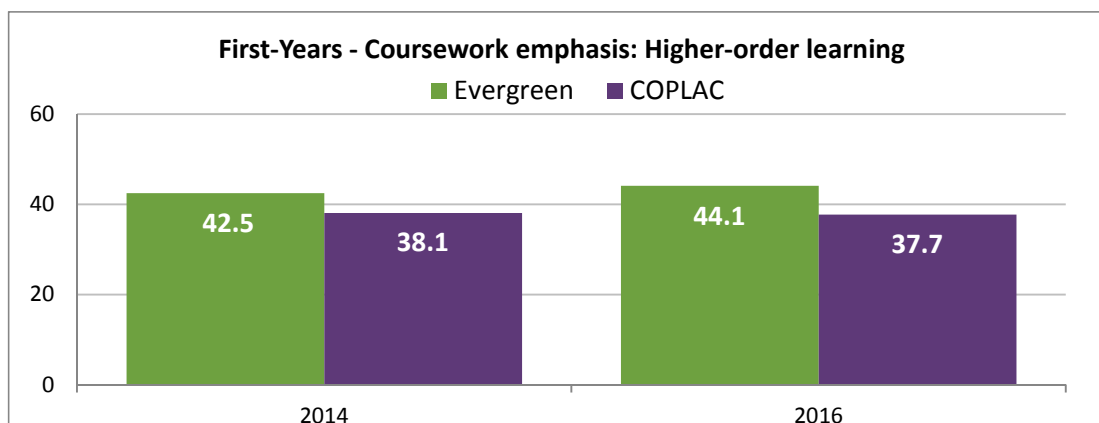


**Students reflect on the personal and social significance of their work**

*Source: Transcript Review*

% who met expectation	2009	2014
Total	91%	86%

**Indicator 4:**



**Coursework emphasizes higher-order learning**

Higher-order learning engagement indicator (applying theory, analysis, evaluation, synthesis).

**Core Theme 1: Integrated Interdisciplinary Learning**

**Objective 2: Multiple modes of thinking, including critical thinking, synthesis, reflexive thinking, and self-reflection (Maintain)**

Engagement Indicators are expressed on a 60-point scale.

*Source: National Survey of Student Engagement (new version available beginning 2014)*

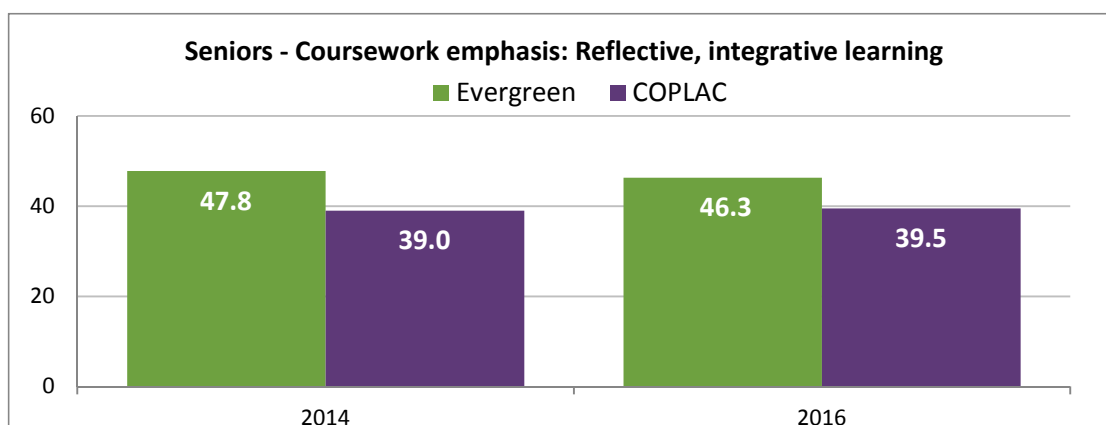
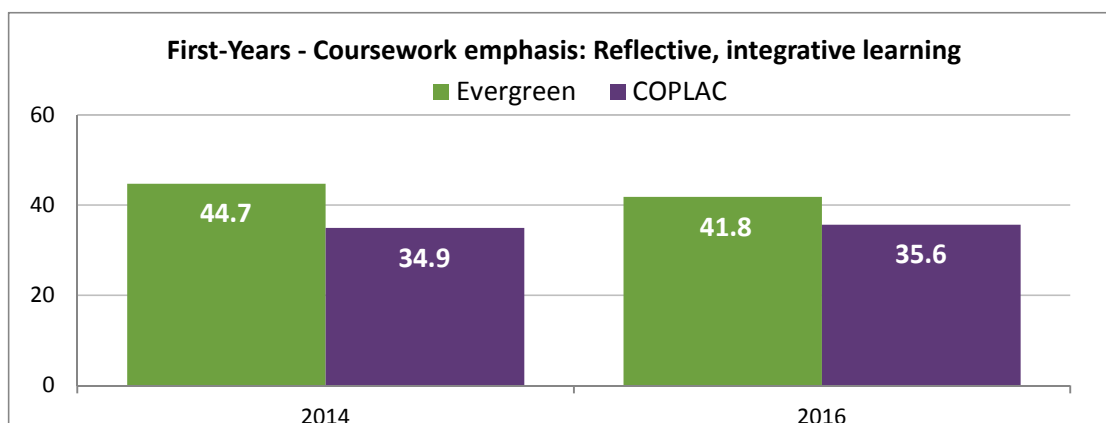
Higher-order Learning Engagement Indicator	2014	2016
Evergreen First-years	<b>42.5*</b>	<b>44.1*</b>
COPLAC First-years (comparison)	38.1	37.7
Evergreen Seniors	<b>47.0*</b>	<b>45.4*</b>
COPLAC Seniors (comparison)	41.3	40.9

*\* Evergreen's mean rating was significantly different from COPLAC at  $p < .01$ .*

**Core Theme 1: Integrated Interdisciplinary Learning**

**Objective 2: Multiple modes of thinking, including critical thinking, synthesis, reflexive thinking, and self-reflection (Maintain)**

**Indicator 5:**



**Coursework promotes reflective and integrative learning**

*Source: National Survey of Student Engagement (new version available beginning 2014)*

Reflective and Integrative Learning Engagement Indicator	2014	2016
Evergreen First-years	<b>44.7*</b>	<b>41.8*</b>
COPLAC First-years (comparison)	34.9	35.6
Evergreen Seniors	<b>47.8*</b>	<b>46.3*</b>
COPLAC Seniors (comparison)	39.0	39.5

\* Evergreen's mean rating was significantly different from COPLAC at  $p < .01$ .