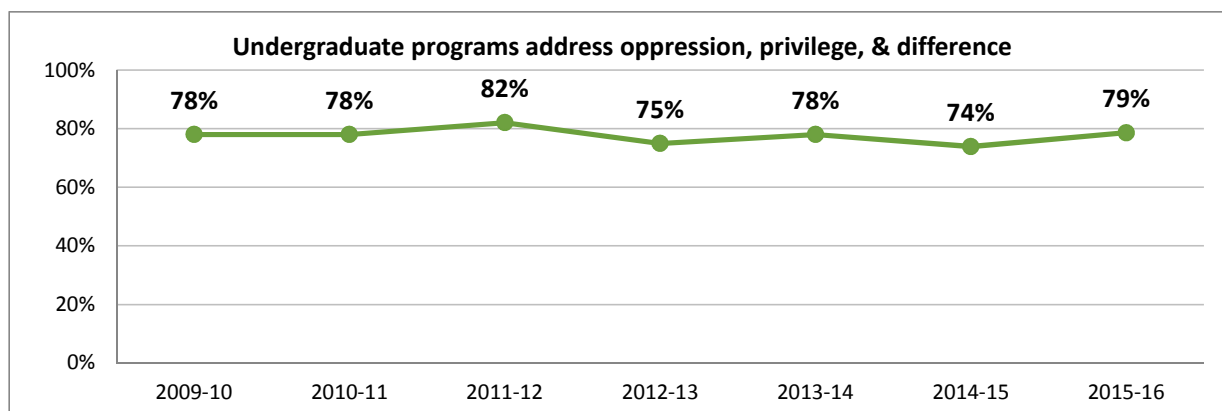


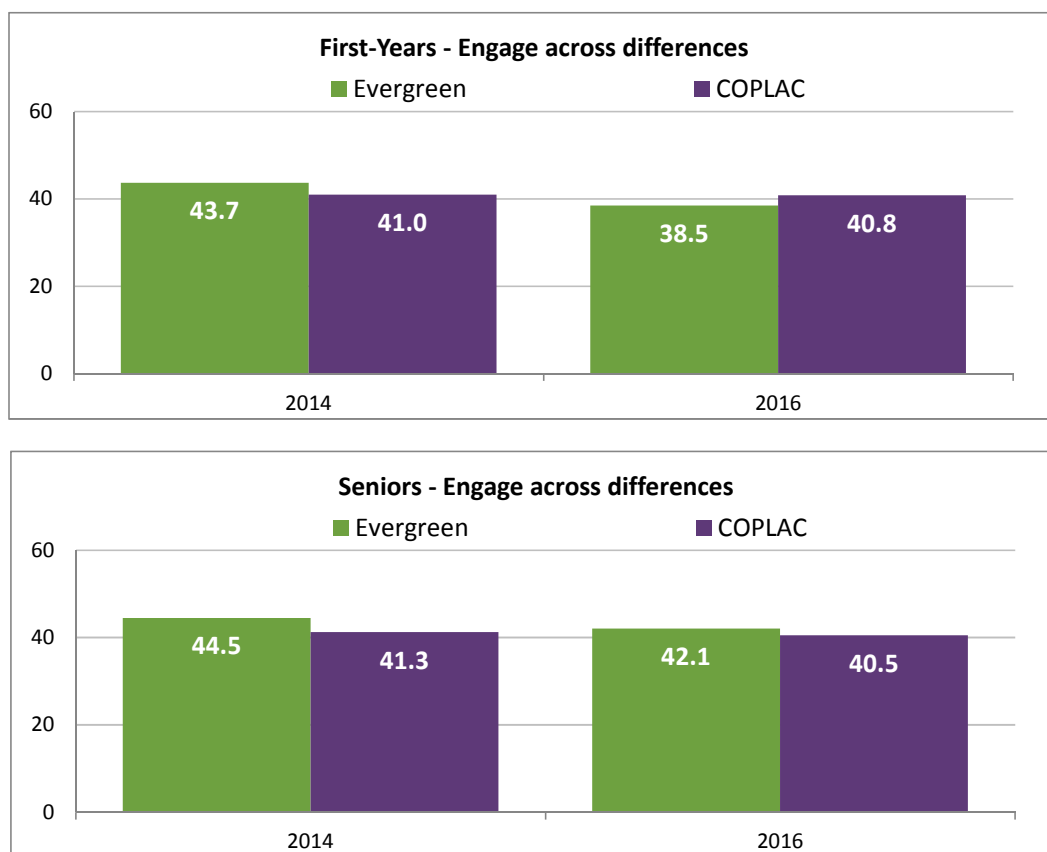
Core Theme 4: Diversity and Equity**Objective 1: Learning across significant differences (Maintain)****Indicator 1:****Percentage of our programs that address oppression, privilege, and difference***Source(s): End-of-Program Review*

	2009-10	2010-11	2011-12	2012-13	2013-14	2014-15	2015-16
All Undergrad Programs	78%	78%	82%	75%	78%	74%	79%
First-year	83%	67%	75%	100%	83%	67%	82%
Lower Division				64%	91%	89%	91%
All Level				79%	74%	78%	82%
Sophomore - Senior				62%	77%	66%	76%
Upper Division				88%	79%	80%	74%
Tacoma			Yes	Yes	Yes	Yes	Yes
MPA Core			Yes	Yes	Yes	Yes	Yes
MIT Program			Yes	Yes	Yes	Yes	Yes
MES Core			Yes	Yes	Yes	Yes	Yes

Core Theme 4: Diversity and Equity

Objective 1: Learning across significant differences (Maintain)

Indicator 2:



Students engage with others across differences

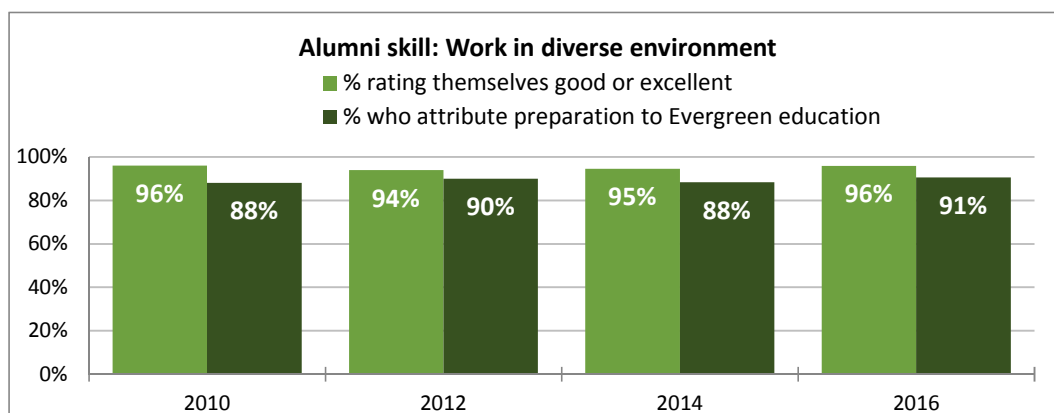
Engagement indicator: Discussions with diverse others

Source: National Survey of Student Engagement

During the current school year, about how often have you had discussions with people from the following groups?

- People of a race or ethnicity other than your own
- People from an economic background other than your own
- People with religious beliefs other than your own
- People with political views other than your own

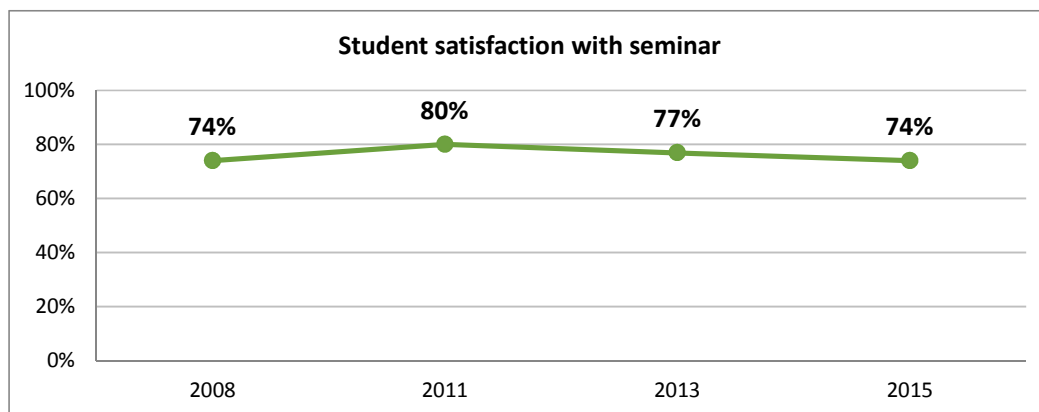
Discussions with Diverse Others Indicator	2014	2016
Evergreen First-years	43.7	38.5
COPLAC First-years (comparison)	41.0	40.8
Evergreen Seniors	44.5	42.1
COPLAC Seniors (comparison)	41.3	40.5

Core Theme 4: Diversity and Equity**Objective 1: Learning across significant differences (Maintain)****Indicator 3:**

Alumni level of skill in ability to work in a culturally diverse environment and how much they attribute preparation in this area to their Evergreen education

Source: Alumni Survey (baccalaureate degree earners, one-year after graduation)

	2010	2012	2014	2016
% rating themselves good or excellent	96%	94%	95%	96%
% who attribute preparation to Evergreen education	88%	90%	88%	91%

Indicator 4:**Student satisfaction with seminar**

Satisfaction with seminars as a way of learning

Student satisfaction with social climate in seminar

Source: Evergreen Student Experience Survey

% satisfied or very satisfied	2008	2011	2013	2015
Combined average satisfaction	74%	80%	77%	74%