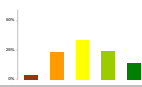
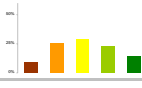
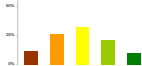


The Evergreen State College  
 Evergreen Student Experience Survey 2006  
 Experience of First-time, First-year Students

### Confidence

A series of questions prompted students for their level of confidence in areas ranging from confidence in their ability to succeed at Evergreen to their ability to manage debt incurred in completing an education at Evergreen. Questions are listed below in the order of highest to lowest mean response. First-time, first-year respondents expressed more confidence overall in having the kind of emotional support needed from family and friends and having the skills and abilities to succeed at Evergreen. The areas where there were larger percentages of first-time, first-year respondents expressing no confidence or little confidence were: fitting in at Evergreen socially (30.7% indicated "Not at All" or "A Little"); getting the kinds of courses desired (27.2% indicated "Not at All" or "A Little"); being able to find a satisfying job or making a career change after graduation (34.2% indicated "Not at All" or "A Little"); and obtaining technical skills in a specific field (37.2% indicated "Not at All" or "A Little").

How confident are you that you...? (N=117) <i>Items sorted by highest to lowest mean (average) response</i>		Not at All (0)	A Little (1)	Somewhat (2)	Quite (3)	Very (4)	Mean	Median	Skipped question (N)
	Have the kind of emotional support from family and friends that you need	1.8%	9.6%	14.9%	25.4%	48.2%	3.09	3.00	3
	Have the skills and abilities to succeed at Evergreen	0.9%	3.5%	20.2%	37.7%	37.7%	3.08	3.00	3
	Will be able to use your education to meet life-long goals	1.8%	11.4%	23.7%	32.5%	30.7%	2.79	3.00	3
	Will obtain a well-rounded interdisciplinary education	0.9%	14.9%	28.9%	32.5%	22.8%	2.61	3.00	3
	Have the funding to complete your studies at Evergreen	6.1%	14.0%	32.5%	23.7%	23.7%	2.45	2.00	3
	Will be able to manage any debt that you incur in completing your education at Evergreen	5.3%	14.0%	36.0%	23.7%	21.1%	2.41	2.00	3
	Fit in at Evergreen socially	9.6%	21.1%	26.3%	20.2%	22.8%	2.25	2.00	3

How confident are you that you...? (N=117) <i>Items sorted by highest to lowest mean (average) response</i>		Not at All (0)	A Little (1)	Somewhat (2)	Quite (3)	Very (4)	Mean	Median	Skipped question (N)
	Can get the kinds of courses you want at Evergreen	3.5%	23.7%	34.2%	24.6%	14.0%	2.22	2.00	3
	Will be able to find a satisfying job or make a desired career change after graduation	8.8%	25.4%	28.9%	22.8%	14.0%	2.08	2.00	3
	Will obtain technical skills in a specific field	11.5%	25.7%	31.9%	21.2%	9.7%	1.92	2.00	4

Note: The mini-charts above are provided to give a sense of how responses are distributed among the choices: "Not at All," "A Little," "Somewhat," "Quite," and "Very." The Y-axes of all of the charts on this page are set at a maximum of 60% in order to make smaller percentages on the chart visible.