

The Evergreen State College

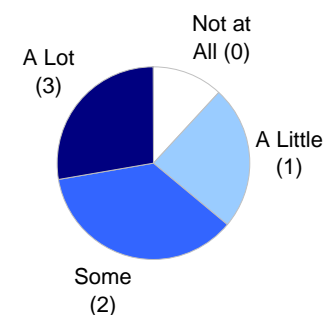
Evergreen Student Experience Survey 2006

Experience of First-time, First-year Students













Utilization of Campus Resources

Students were asked how often they use certain campus resources. The resources below are listed in alphabetical order to facilitate locating particular services. First-time, First-year respondents indicated that they used the following resources most frequently this year: Evergreen's website to get information (85.4% reporting using it "Some" or "A Lot"); Intercity Transit Bus Service (74.3% reported using "Some" or "A Lot"); the library on campus (67.0% reported using "Some" or "A Lot"); library digital online resources (63.9% reported using "Some" or "A Lot"); and the Computer Center, Computer Applications Lab, or computer workshops (62.4% reported using "Some" or "A Lot.") About one-third of first-time, first-year respondents indicated that they did not use the Academic Advising Office or advising workshops, and 30.3% indicated that they did not attend Academic Fair or Core Fair.

Legend for Mini-Charts



How often have you used the following campus resources so far this academic year? (N=117) <i>Sorted alphabetically</i>		Not at All (0)	A Little (1)	Some (2)	A Lot (3)	Mean	Median	Skipped question (N)
	Academic Advising Office or advising workshops	33.9%	36.7%	24.8%	4.6%	1.00	1.00	8
	Academic Fair or Core Fair	30.3%	24.8%	34.9%	10.1%	1.25	1.00	8
	Access Services for Students with Disabilities	92.6%	1.9%	2.8%	2.8%	0.16	0.00	9
	Career Development Center (such as attending a career fair or using self-assessment and career development tools)	86.2%	5.5%	6.4%	1.8%	0.24	0.00	8
	Center for Mediation Services	96.3%	0.9%	1.8%	0.9%	0.07	0.00	8
	Child Care Services	97.2%	0.0%	1.8%	0.9%	0.06	0.00	8

How often have you used the following campus resources so far this academic year? (N=117) <i>Sorted alphabetically</i>		Not at All (0)	A Little (1)	Some (2)	A Lot (3)	Mean	Median	Skipped question (N)
	College Recreation Center/Leisure Studies	42.6%	16.7%	21.3%	19.4%	1.18	1.00	9
	Computer Center, Computer Applications Lab, or computer workshops	18.3%	19.3%	35.8%	26.6%	1.71	2.00	8
	Counseling Center	79.4%	10.3%	6.5%	3.7%	0.35	0.00	10
	Digital Imaging Studio and/or media workshops	69.4%	15.7%	10.2%	4.6%	0.50	0.00	9
	Evergreen's website to get information	0.9%	13.8%	34.9%	50.5%	2.35	3.00	8
	Financial Aid Office (Contacted for information or assistance)	40.4%	26.6%	18.3%	14.7%	1.07	1.00	8
	First People's Advising Services	89.9%	3.7%	2.8%	3.7%	0.20	0.00	8
	Graduate School Fair	91.7%	4.6%	2.8%	0.9%	0.13	0.00	9
	Intercity Transit Bus Services	15.6%	10.1%	16.5%	57.8%	2.17	3.00	8
	Internship Fair	79.6%	9.3%	8.3%	2.8%	0.34	0.00	9
	KEY Student Services	85.3%	6.4%	5.5%	2.8%	0.26	0.00	8
	Library digital/on-line databases and resources	12.0%	24.1%	36.1%	27.8%	1.80	2.00	9

How often have you used the following campus resources so far this academic year? (N=117) <i>Sorted alphabetically</i>		Not at All (0)	A Little (1)	Some (2)	A Lot (3)	Mean	Median	Skipped question (N)
	The library on campus	5.5%	27.5%	37.6%	29.4%	1.91	2.00	8
	Media Loan	45.9%	27.5%	16.5%	10.1%	0.91	1.00	8
	Police Services	71.3%	22.2%	4.6%	1.9%	0.37	0.00	9
	Prime Time Advising (in "A" Dorm)	68.8%	20.2%	8.3%	2.8%	0.45	0.00	8
	Quantitative and Symbolic Reasoning Center and/or QR workshops	89.9%	1.8%	6.4%	1.8%	0.20	0.00	8
	Student Employment Services (such as using the job board or website for finding a job)	67.9%	13.8%	13.8%	4.6%	0.55	0.00	8
	Student Health Center	45.9%	29.4%	20.2%	4.6%	0.83	1.00	8
	Tutors in your program	73.1%	16.7%	9.3%	0.9%	0.38	0.00	9
	Veterans Affairs Office/Services	96.3%	0.0%	2.8%	0.9%	0.08	0.00	8
	Writing Center and/or writing workshops	51.9%	25.9%	17.6%	4.6%	0.75	0.00	9

Note: The mini-charts above are provided to give a sense of how responses are distributed among the choices: "Not at All," "A Little," "Some" and "A Lot."