
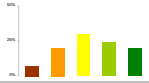
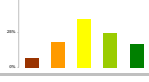
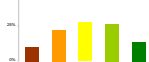


The Evergreen State College  
Evergreen Student Experience Survey 2006  
Responses of Olympia Campus Students

### Confidence

A series of questions prompted students for their level of confidence in areas ranging from confidence in their ability to succeed at Evergreen to their ability to manage debt incurred in completing an education at Evergreen. Questions are listed below in order of highest to lowest mean response. Olympia campus respondents expressed most confidence overall in having the skills and abilities to succeed at Evergreen, having the kind of emotional support needed from family and friends, and being able to use their education to meet life-long goals. The areas where there were larger percentages of Olympia campus respondents expressing no confidence or little confidence and also the items with the lowest mean responses were: fitting in at Evergreen socially (26.8% indicated "Not at All" or "A Little"); managing debt incurred (26.9% indicated "Not at All" or "A Little"); being able to find a satisfying job or making a career change after graduation (24.5% indicated "Not at All" or "A Little"); and obtaining technical skills in a specific field (32.1% indicated "Not at All" or "A Little").

How confident are you that you...? (N=386) <i>Items sorted by highest to lowest mean (average) response</i>		Not at All (0)	A Little (1)	Somewhat (2)	Quite (3)	Very (4)	Mean	Median	Skipped question (N)
	Have the skills and abilities to succeed at Evergreen	0.5%	2.1%	13.4%	38.2%	45.7%	3.26	3.00	12
	Have the kind of emotional support from family and friends that you need	2.9%	8.8%	15.8%	33.4%	39.0%	2.97	3.00	12
	Will be able to use your education to meet life-long goals	0.8%	7.5%	23.6%	32.7%	35.4%	2.94	3.00	13
	Will obtain a well-rounded interdisciplinary education	2.1%	9.4%	25.9%	36.9%	25.7%	2.75	3.00	12
	Have the funding to complete your studies at Evergreen	4.0%	14.5%	27.6%	28.2%	25.7%	2.57	3.00	13
	Can get the kinds of courses you want at Evergreen	5.9%	15.8%	34.8%	29.9%	13.6%	2.30	2.00	12

How confident are you that you...? (N=386) <i>Items sorted by highest to lowest mean (average) response</i>		Not at All (0)	A Little (1)	Somewhat (2)	Quite (3)	Very (4)	Mean	Median	Skipped question (N)
	Fit in at Evergreen socially	8.0%	18.8%	29.0%	24.9%	19.3%	2.29	2.00	13
	Will be able to manage any debt that you incur in completing your education at Evergreen	7.0%	19.9%	29.6%	23.9%	19.6%	2.29	2.00	14
	Will be able to find a satisfying job or make a desired career change after graduation	6.5%	18.0%	34.4%	24.2%	16.9%	2.27	2.00	14
	Will obtain technical skills in a specific field	10.0%	22.1%	27.5%	26.7%	13.7%	2.12	2.00	15

Note: The mini-charts above are provided to give one a sense of how the responses are distributed among the choices: "Not at All," "A Little," "Somewhat," "Quite," and "Very." The Y-axes of all of the charts on this page are set at a maximum of 50% in order to make smaller percentages on the charts visible.