





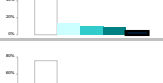
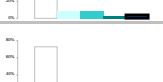
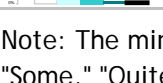
The Evergreen State College
Evergreen Student Experience Survey 2006
Responses of Olympia Campus Students

Evergreen's Contribution to Computer-related Skills

Students were asked to answer questions about the extent to which Evergreen has contributed to their growth in a series of computer-related skills. This series of questions was designed to assist in understanding the range of computer technology activities and skills that Evergreen students are exposed to in the curriculum. Students are not expected to have worked in every skill area.

The series of questions below are sorted from highest to lowest mean response. Studying or doing research via the Internet or other online sources received the highest mean response (2.43) and the most-common response to this item was that Evergreen had contributed "Some" to respondents' growth in this area. Writing a paper for class using a computer also had a most-common response of "Some." All other items had a most common response of "Not at All." Even on questions related to very specialized computer-related skills, thirteen percent or more of Olympia campus respondents indicated that Evergreen had contributed "Some," "Quite a Bit," or "A Lot." For instance, 15.1% of Olympia campus respondents indicated that Evergreen had contributed "Some," "Quite a Bit," or "A Lot" to their ability to use Geographic Information Systems (GIS) or GPS, and 13.3% indicated that Evergreen had contributed "Some," "Quite a Bit," or "A Lot" to their ability to do computer programming.

To what extent have your Evergreen experiences contributed to your growth in each of the following computer-related skills (N=386) <i>Items sorted by highest to lowest mean (average) response</i>		Not at All (0)	Very Little (1)	Some (2)	Quite a bit (3)	A lot (4)	Mean	Median	Skipped question (N)
	Studying or doing research via the Internet or other online sources	6.0%	15.0%	30.5%	27.5%	21.0%	2.43	2.00	19
	Writing a paper for class using a computer (e.g. using Word)	16.7%	16.9%	26.2%	23.2%	16.9%	2.07	2.00	20
	Giving a presentation using a computer (e.g. using PowerPoint to prepare and give a presentation)	27.1%	20.3%	24.9%	17.8%	9.9%	1.63	2.00	21
	Using the computer for artistic expression (e.g. music, other audio, still images, animation, video, etc.)	36.8%	20.9%	23.1%	11.5%	7.7%	1.32	1.00	22

To what extent have your Evergreen experiences contributed to your growth in each of the following computer-related skills (N=386) <i>Items sorted by highest to lowest mean (average) response</i>		Not at All (0)	Very Little (1)	Some (2)	Quite a bit (3)	A lot (4)	Mean	Median	Skipped question (N)
	Creating/using databases or spreadsheets (e.g. using Access or Excel)	50.6%	11.9%	21.5%	8.3%	7.7%	1.11	0.00	24
	Solving mathematical or statistics problems using a computer	47.1%	20.9%	17.9%	7.4%	6.6%	1.06	1.00	23
	Preparing a newsletter, brochure, or poster	50.0%	18.2%	18.2%	9.1%	4.4%	1.00	0.50	24
	Using a computer for scientific analysis or lab work	58.7%	13.6%	12.2%	8.3%	7.2%	0.92	0.00	25
	Developing/maintaining a web site	64.1%	13.5%	9.9%	8.3%	4.1%	0.75	0.00	24
	Using Geographic Information Systems (GIS) or GPS	76.0%	8.8%	8.8%	2.2%	4.1%	0.50	0.00	23
	Computer programming	72.7%	14.0%	8.0%	2.8%	2.5%	0.48	0.00	23

Note: The mini-charts above are provided to give one a sense of how the responses are distributed among the choices: "Not at All," "Very Little," "Some," "Quite a Bit," and "A Lot." The Y-axes of all charts on this page are set to a maximum of 80% in order to make smaller percentages on the charts visible.