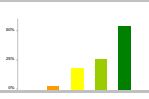
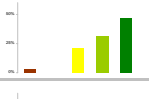
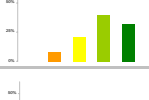

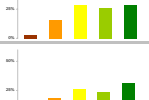



The Evergreen State College  
Evergreen Student Experience Survey 2006  
Responses of Students in the Tacoma Program

### Confidence

A series of questions prompted students for their level of confidence in areas ranging from confidence in their ability to succeed at Evergreen to their ability to manage debt incurred in completing an education at Evergreen. Questions are listed below in the order of highest to lowest mean response. Tacoma respondents expressed most confidence overall in having the skills and abilities to succeed at Evergreen and having the kind of emotional support from family and friends that is needed. The areas where there were larger percentages of Tacoma respondents (more than 20%) expressing no confidence or little confidence were: getting the kinds of courses desired (25.7% indicated "Not at All" or "A Little"); being able to find a satisfying job or make a career change after graduation (23.7% indicated "Not at All" or "A Little"); managing debt incurred in the completion of an education at Evergreen (23.0% indicated "Not at All" or "A Little"); having funding to complete studies at Evergreen (20.5% indicated "Not at All" or "A Little"); obtaining technical skills in a particular field (20.5% indicated "Not at All" or "A Little.")

How confident are you that you...? (N=39) <i>Items sorted by highest to lowest mean (average) response</i>		Not at All (0)	A Little (1)	Somewhat (2)	Quite (3)	Very (4)	Mean	Median	Skipped question (N)
	Have the skills and abilities to succeed at Evergreen	0.0%	2.6%	17.9%	25.6%	53.8%	3.31	4.00	0
	Have the kind of emotional support from family and friends that you need	2.6%	0.0%	20.5%	30.8%	46.2%	3.18	3.00	0
	Will obtain a well-rounded interdisciplinary education	0.0%	7.9%	21.1%	39.5%	31.6%	2.95	3.00	1
	Will be able to use your education to meet life-long goals	0.0%	12.8%	23.1%	23.1%	41.0%	2.92	3.00	0
	Fit in at Evergreen socially	2.6%	15.4%	28.2%	25.6%	28.2%	2.62	3.00	0
	Have the funding to complete your studies at Evergreen	2.6%	17.9%	25.6%	23.1%	30.8%	2.62	3.00	0

How confident are you that you...? (N=39) <i>Items sorted by highest to lowest mean (average) response</i>		Not at All (0)	A Little (1)	Somewhat (2)	Quite (3)	Very (4)	Mean	Median	Skipped question (N)
	Will be able to find a satisfying job or make a desired career change after graduation	5.3%	18.4%	21.1%	31.6%	23.7%	2.50	3.00	1
	Can get the kinds of courses you want at Evergreen	2.6%	23.1%	25.6%	23.1%	25.6%	2.46	2.00	0
	Will be able to manage any debt that you incur in completing your education at Evergreen	5.1%	17.9%	35.9%	10.3%	30.8%	2.44	2.00	0
	Will obtain technical skills in a specific field	12.8%	7.7%	41.0%	17.9%	20.5%	2.26	2.00	0

Note: The mini-charts above are provided to give a sense of how responses are distributed among the choices: "Not at All," "A Little," "Somewhat," "Quite," and "Very." The Y-axes of all of the charts on this page are set at a maximum of 60% in order to make smaller percentages on the chart visible.