
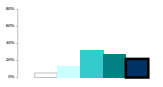
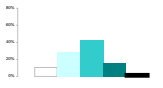





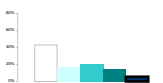




The Evergreen State College
Evergreen Student Experience Survey 2006
Responses of Students in the Tacoma Program

Evergreen's Contribution to Computer-related Skills

Students were asked to answer questions about the extent to which Evergreen has contributed to their growth in a series of computer-related skills. This series of questions was designed to assist in understanding the range of computer technology activities and skills that Evergreen students are exposed to in the curriculum. Students are not expected to have worked in every skill area.

The series of questions below are sorted from highest to lowest mean response. Studying or doing research via the Internet or other online sources received the highest mean response (2.63) among Tacoma respondents and the most common response to this item was that Evergreen had contributed "Quite a Bit" to respondents' growth in this area. This was the only question with a median response of 3.00. Writing a paper for class using a computer, solving mathematical or statistics problems using a computer, and using the computer for artistic expression received median responses of 2.00, the equivalent of "Some."

To what extent have your Evergreen experiences contributed to your growth in each of the following computer-related skills? (N=39) <i>Items sorted by highest to lowest mean (average) response</i>		Not at All (0)	Very Little (1)	Some (2)	Quite a Bit (3)	A Lot (4)	Mean	Median	Skipped question (N)
	Studying or doing research via the Internet or other online sources	7.9%	7.9%	15.8%	50.0%	18.4%	2.63	3.00	1
	Writing a paper for class using a computer (e.g. using Word)	5.4%	13.5%	32.4%	27.0%	21.6%	2.46	2.00	2
	Solving mathematical or statistics problems using a computer	10.5%	28.9%	42.1%	15.8%	2.6%	1.71	2.00	1
	Giving a presentation using a computer (e.g. using PowerPoint to prepare and give a presentation)	26.3%	26.3%	15.8%	21.1%	10.5%	1.63	1.00	1
	Using the computer for artistic expression (e.g. music, other audio, still images, animation, video, etc.)	21.6%	24.3%	29.7%	18.9%	5.4%	1.62	2.00	2

To what extent have your Evergreen experiences contributed to your growth in each of the following computer-related skills? (N=39) <i>Items sorted by highest to lowest mean (average) response</i>		Not at All (0)	Very Little (1)	Some (2)	Quite a Bit (3)	A Lot (4)	Mean	Median	Skipped question (N)
	Preparing a newsletter, brochure, or poster	35.1%	18.9%	21.6%	21.6%	2.7%	1.38	1.00	2
	Using a computer for scientific analysis or lab work	42.9%	17.1%	20.0%	14.3%	5.7%	1.23	1.00	4
	Creating/using databases or spreadsheets (e.g. using Access or Excel)	48.6%	21.6%	10.8%	13.5%	5.4%	1.05	1.00	2
	Developing/maintaining a web site	62.2%	16.2%	5.4%	13.5%	2.7%	0.78	0.00	2
	Computer programming	67.6%	16.2%	5.4%	5.4%	5.4%	0.65	0.00	2
	Using Geographic Information Systems (GIS) or GPS	72.2%	11.1%	8.3%	5.6%	2.8%	0.56	0.00	3

Note: The mini-charts above are provided to give a sense of how responses are distributed among the choices: "Not at All," "Very Little," "Some," "Quite a Bit," and "A Lot." The Y-axes of all of the charts on this page are set at a maximum of 80% in order to make smaller percentages on the chart visible.