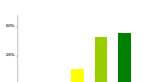


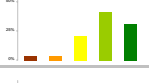
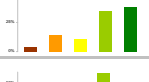




The Evergreen State College
 Evergreen Student Experience Survey 2006
 Tribal: Reservation-based/Community-Determined Programs

Confidence

A series of questions prompted students for their level of confidence in areas ranging from confidence in their ability to succeed at Evergreen to their ability to manage debt incurred in completing an education at Evergreen. Most respondents enrolled in Tribal Programs indicated that they were "Quite" to "Very" confident that they have the skills and abilities to succeed at Evergreen (86.2%) and that they will be able to use their education to meeting life-long goals (89.6%). Areas where more than 10% of students were "Not at All" or "A Little" confident include the items: Have the kind of emotional support from family and friends that you need (17.2%); Have the funding to complete your students (17.2%); Fit in at Evergreen socially (17.2%); and Will obtain technical skills in a specific field (13.8%).

How confident are you that you...? (N=29) <i>Items sorted by highest to lowest mean (average) response</i>		Not at All (0)	A Little (1)	Somewhat (2)	Quite (3)	Very (4)	Mean	Median	Skipped question (N)
	Have the skills and abilities to succeed at Evergreen	0.0%	0.0%	13.8%	41.4%	44.8%	3.31	3.00	0
	Will be able to use your education to meet life-long goals	0.0%	0.0%	10.3%	51.7%	37.9%	3.28	3.00	0
	Will be able to find a satisfying job or make a desired career change after graduation	0.0%	0.0%	31.0%	37.9%	31.0%	3.00	3.00	0
	Can get the kinds of courses you want at Evergreen	3.4%	3.4%	20.7%	41.4%	31.0%	2.93	3.00	0
	Have the kind of emotional support from family and friends that you need	3.4%	13.8%	10.3%	34.5%	37.9%	2.90	3.00	0
	Will obtain a well-rounded interdisciplinary education	0.0%	6.9%	17.2%	58.6%	17.2%	2.86	3.00	0
	Will be able to manage any debt that you incur in completing your education at Evergreen	3.4%	3.4%	27.6%	41.4%	24.1%	2.79	3.00	0

How confident are you that you...? (N=29) <i>Items sorted by highest to lowest mean (average) response</i>		Not at All (0)	A Little (1)	Somewhat (2)	Quite (3)	Very (4)	Mean	Median	Skipped question (N)
	Have the funding to complete your studies at Evergreen	3.4%	13.8%	24.1%	27.6%	31.0%	2.69	3.00	0
	Fit in at Evergreen socially	0.0%	17.2%	24.1%	31.0%	27.6%	2.69	3.00	0
	Will obtain technical skills in a specific field	0.0%	13.8%	37.9%	31.0%	17.2%	2.52	2.00	0

Note: The mini-charts above are provided to give a sense of how responses are distributed among the choices: "Not at All," "A Little," "Somewhat," "Quite," and "Very." The Y-axes of all of the charts on this page are set at a maximum of 60% in order to make smaller percentages on the chart visible.