






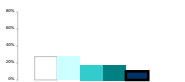
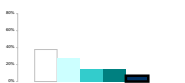




The Evergreen State College  
 Evergreen Student Experience Survey 2006  
 Tribal: Reservation-based/Community-Determined Programs

### Evergreen's Contribution to Computer-related Skills

Students were asked to answer questions about the extent to which Evergreen has contributed to their growth in a series of computer-related skills. This series of questions was designed to assist in understanding the range of computer technology activities and skills that Evergreen students are exposed to in the curriculum. Students are not expected to have worked in every skill area.

Many respondents enrolled in Tribal programs indicated that Evergreen contributed "Quite a Bit" or "A Lot" to their ability to study or do research via the Internet or other online sources (86.2%) and in their ability to write a paper for class using a computer (79.3%). Over half indicated that Evergreen had contributed "Quite a Bit" or "A Lot" to their ability to give a presentation using a computer (55.2%).

To what extent have your Evergreen experiences contributed to your growth in each of the following computer-related skills? (N=29) <i>Items sorted by highest to lowest mean (average) response</i>		Not at All (0)	Very Little (1)	Some (2)	Quite a bit (3)	A lot (4)	Mean	Median	Skipped question (N)
	Studying or doing research via the Internet or other online sources	0.0%	6.9%	6.9%	44.8%	41.4%	3.21	3.00	0
	Writing a paper for class using a computer (e.g. using Word)	3.4%	6.9%	10.3%	48.3%	31.0%	2.97	3.00	0
	Giving a presentation using a computer (e.g. using PowerPoint to prepare and give a presentation)	0.0%	17.2%	27.6%	20.7%	34.5%	2.72	3.00	0
	Solving mathematical or statistics problems using a computer	6.9%	41.4%	27.6%	20.7%	3.4%	1.72	2.00	0
	Using the computer for artistic expression (e.g. music, other audio, still images, animation, video, etc.)	20.7%	20.7%	37.9%	13.8%	6.9%	1.66	2.00	0

To what extent have your Evergreen experiences contributed to your growth in each of the following computer-related skills? (N=29) <i>Items sorted by highest to lowest mean (average) response</i>		Not at All (0)	Very Little (1)	Some (2)	Quite a bit (3)	A lot (4)	Mean	Median	Skipped question (N)
	Preparing a newsletter, brochure, or poster	27.6%	27.6%	17.2%	17.2%	10.3%	1.55	1.00	0
	Creating/using databases or spreadsheets (e.g. using Access or Excel)	37.9%	27.6%	13.8%	13.8%	6.9%	1.24	1.00	0
	Developing/maintaining a web site	41.4%	34.5%	10.3%	10.3%	3.4%	1.00	1.00	0
	Computer programming	53.6%	21.4%	21.4%	3.6%	0.0%	0.75	0.00	1
	Using a computer for scientific analysis or lab work	55.2%	20.7%	24.1%	0.0%	0.0%	0.69	0.00	0
	Using Geographic Information Systems (GIS) or GPS	62.1%	27.6%	10.3%	0.0%	0.0%	0.48	0.00	0

Note: The mini-charts above are provided to give a sense of how responses are distributed among the choices: "Not at All," "Very Little," "Some," "Quite a Bit," and "A Lot." The Y-axes of all of the charts on this page are set at a maximum of 80% in order to make smaller percentages on the chart visible.