

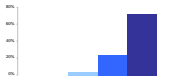
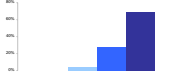
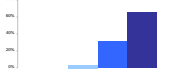

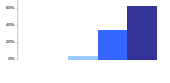
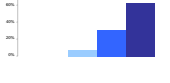




The Evergreen State College
 Evergreen Student Experience Survey 2006
 Tribal: Reservation-based/Community-Determined Programs

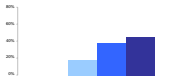
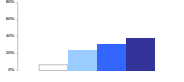
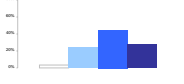
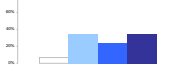
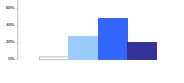
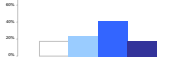
Goals for College

Students were asked how important a series of goals are in earning their college education. The chart below is sorted from highest to lowest mean response. Over eighty-five percent of respondents enrolled in Tribal Programs indicated that achieving personal success or satisfaction and getting a job or your choice or making a career change were "Very Important." Nearly 80% of the respondents indicated that personal growth and development and developing creative and effective communication skills were "Very Important." One hundred percent of these respondents indicated that the goals mentioned above and the goal of having computer technology skills were either "Important" or "Very Important."

There was more variation among responses to some of the other questions such as developing artistic abilities using one or more media and starting or improving a business. The most common response for developing artistic abilities was split between "Slightly Important" and "Very Important." Starting or improving a business had the lowest mean response and 17.2% indicated that this goal was unimportant, although the most common response was that this goal was "Important."

| How important are the following goals for you in earning your college education? (N=29) | | Not Important (0) | Slightly Important (1) | Important (2) | Very Important (3) | Mean | Median | Skipped question (N) |
|---|--|-------------------|------------------------|---------------|--------------------|------|--------|----------------------|
|  | Achieving personal success or satisfaction | 0.0% | 0.0% | 13.8% | 86.2% | 2.86 | 3.00 | 0 |
|  | Getting a job of your choice or making a career change | 0.0% | 0.0% | 13.8% | 86.2% | 2.86 | 3.00 | 0 |
|  | Personal growth and development | 0.0% | 0.0% | 20.7% | 79.3% | 2.79 | 3.00 | 0 |
|  | Developing creative and effective communication skills (e.g. speaking and writing) | 0.0% | 0.0% | 20.7% | 79.3% | 2.79 | 3.00 | 0 |

| How important are the following goals for you in earning your college education? (N=29) | | Not Important (0) | Slightly Important (1) | Important (2) | Very Important (3) | Mean | Median | Skipped question (N) |
|---|--|-------------------|------------------------|---------------|--------------------|------|--------|----------------------|
|  | Being prepared for further education (graduate, professional, or doctoral) | 0.0% | 3.4% | 24.1% | 72.4% | 2.69 | 3.00 | 0 |
|  | Having a professional career | 0.0% | 3.4% | 27.6% | 69.0% | 2.66 | 3.00 | 0 |
|  | Helping others or contributing to the community | 0.0% | 3.4% | 31.0% | 65.5% | 2.62 | 3.00 | 0 |
|  | Having computer technology skills | 0.0% | 0.0% | 37.9% | 62.1% | 2.62 | 3.00 | 0 |
|  | Becoming an informed citizen | 0.0% | 3.4% | 34.5% | 62.1% | 2.59 | 3.00 | 0 |
|  | Having expertise in a particular field | 0.0% | 6.9% | 31.0% | 62.1% | 2.55 | 3.00 | 0 |
|  | Having a better understanding and appreciation for differences (ethnic, political, etc.) | 0.0% | 3.4% | 37.9% | 58.6% | 2.55 | 3.00 | 0 |
|  | Gaining an understanding of a broad range of ideas and fields of study | 0.0% | 6.9% | 51.7% | 41.4% | 2.34 | 2.00 | 0 |
|  | Making more money | 0.0% | 24.1% | 17.2% | 58.6% | 2.34 | 3.00 | 0 |
|  | Improving and protecting the environment | 0.0% | 17.2% | 37.9% | 44.8% | 2.28 | 2.00 | 0 |

| How important are the following goals for you in earning your college education? (N=29) | | Not Important (0) | Slightly Important (1) | Important (2) | Very Important (3) | Mean | Median | Skipped question (N) |
|---|--|-------------------|------------------------|---------------|--------------------|------|--------|----------------------|
|  | Influencing or changing the political system | 0.0% | 17.2% | 37.9% | 44.8% | 2.28 | 2.00 | 0 |
|  | Meeting the expectations of friends and family | 6.9% | 24.1% | 31.0% | 37.9% | 2.00 | 2.00 | 0 |
|  | Having the ability to use quantitative reasoning | 3.4% | 24.1% | 44.8% | 27.6% | 1.97 | 2.00 | 0 |
|  | Developing artistic abilities using one or more media (e.g. sculpture, painting, film, video, photography) | 6.9% | 34.5% | 24.1% | 34.5% | 1.86 | 2.00 | 0 |
|  | Having the ability to apply scientific principles and methods | 3.4% | 27.6% | 48.3% | 20.7% | 1.86 | 2.00 | 0 |
|  | Starting or improving a business | 17.2% | 24.1% | 41.4% | 17.2% | 1.59 | 2.00 | 0 |

Note: The mini-charts above are provided to give a sense of how responses are distributed among the choices: "Not Important," "Slightly Important," "Important," and "Very Important." The Y-axes of all of the charts on this page are set at a maximum of 80% in order to make smaller percentages on the chart visible.