

The Evergreen State College  
 Evergreen Student Experience Survey 2008  
 Responses of Olympia Campus Students

### Ability to Enroll in First Choice of Academic Offerings

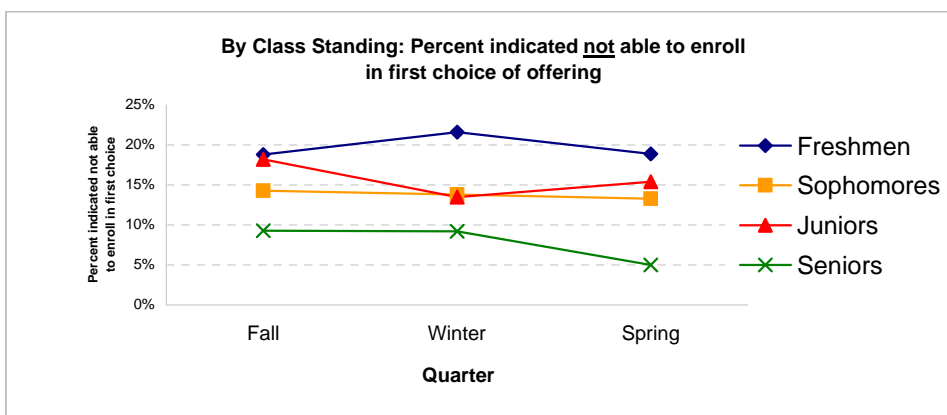
Students were asked to indicate whether they were able to enroll in their first choice of academic offerings. The percent of Olympia campus respondents who indicated that they could not enroll in their first choice of academic offerings ranged from a low of 12.2% in spring of 2008 to a high of 14.7% in fall 2007.

*Were you able to enroll in your first choice of offering...? (N=330)*

	Fall	Winter	Spring
Yes	85.3%	86.8%	87.8%
No	14.7%	13.2%	12.2%
Missing*	24	11	3

\*Students were recoded as missing if they said that they transferred in winter or spring quarter, or were otherwise not enrolled for that particular quarter.

The following chart shows the percentage by class standing of Olympia campus respondents unable to enroll in their first-choice offering by class standing as of spring quarter 2008. Overall, seniors were less likely to report difficulty with enrolling in their first choice, with 5.0% to 9.3% reporting that they did not get into their first choice. During all three quarters, freshmen had the highest percentage of respondents unable to enroll in their first choice: 18.8% in fall, 21.6% in winter, and 18.9% in spring.



*By class standing: Were you able to enroll in your first choice of offering...? Percent indicated "No"*

	Fall	Winter	Spring
Freshmen	18.8%	21.6%	18.9%
Sophomores	14.3%	13.8%	13.3%
Juniors	18.2%	13.5%	15.4%
Seniors	9.3%	9.2%	5.0%

## First Choice Preference

Students were asked to indicate their preference if they were not able to enroll in their first choice of academic offering. The following tables show comments by quarter. Specific first-choice programs and courses and relevant comments are grouped by Planning Unit. Some respondent's comments appear in the table more than once, because the comments fit within different planning units.

### Fall Quarter

*If no, I would have preferred:*

Planning Unit*	Individual Comments
Culture, Text, and Language (4)	Another type of history program but I was still glad I took what I got.
	Japanese Language and Culture
	Evolution of Communication (CTL, ES, IA)
	HOLLYWOOD (CTL, EA, CORE)
Environmental Studies (6)	temperate rainforests
	temperate rainforests
	The Science of Sustainable Buildings
	The Science of Sustainability building
	Evolution of Communication (CTL, ES, IA)
Evening and Weekend Studies (6)	Christian Roots (SI, ES, IA)
	Ceramics
	Developmental Psychology
	An intermediate art class that was available one night a week.
	Metal working
	More program and elective variety and week-night classes
Expressive Arts (8)	Media Class
	FOVA
	I was enrolled in SOS Theater and Dance, but the program was cancelled. However I did very much enjoy what I ended up taking.
	Mediaworks
	Mediaworks
	Mediaworks or some other media technology themed program.
	SOS Visual Arts
	HOLLYWOOD (CTL, EA, CORE)
Native American and World Indigenous Peoples (1)	Perception, Mind, and Reality (SI, EA, SPBC, CORE)
	Colonialism and Decolonization (IA, SPBC, NAWIP)
Scientific Inquiry (5)	All of the lower division classes in the Scientific Inquiry planning unit were inappropriately introductory without space for more in depth study and I wasn't ready for upper division.
	Introduction to Natural Science, I could have gotten in if I had tried.
	M to O but had I understood better I'd have stayed on the waiting list
	Christian Roots (SI, ES, IA)
	Perception, Mind, and Reality (SI, EA, SPBC, CORE)

CTL=Culture, Text and Language; ES=Environmental Studies; EWS=Evening and Weekend Studies; EA=Expressive Arts; NAWIP=Native American and World Indigenous Peoples; SPBC=Society, Politics, Behavior, and Change; SI=Scientific Inquiry; IA=Inter-Area; CORE=Core program

\* Numbers in parentheses indicate the number of students who had comments related to this category.

# Fall Quarter (cont'd)

If no, I would have preferred:

Planning Unit*	Individual Comments
Society, Politics, Behavior and Change (8)	500 years of Globalization
	Colonialism and Decolonization (IA, SPBC, NAWIP)
	context of change
	I can't remember the name of the program, but the main component was counseling. (Full Time)
	marxist theory
	Multiple Psychology or Law programs
	Perception, Mind, and Reality (SI, EA, SPBC, CORE)
	There were no programs for my major [education] for upper division, so I had to do a contract.
Inter-area (3)	Evolution of Communication (CTL, ES, IA)
	Christian Roots (SI, ES, IA)
	Colonialism and Decolonization (IA, SPBC, NAWIP)
Core (2)	HOLLYWOOD (CTL, EA, CORE)
	Perception, Mind, and Reality (SI, EA, SPBC, CORE)
Other Comments (5)	Due to scheduling conflicts.
	I can't remember.
	I don't even remember any more.
	I need a fall-quarter only
	More program and elective variety and week-night classes

CTL=Culture, Text and Language; ES=Environmental Studies; EWS=Evening and Weekend Studies; EA=Expressive Arts; NAWIP=Native American and World Indigenous Peoples; SPBC=Society, Politics, Behavior, and Change; SI=Scientific Inquiry; IA=Inter-Area; CORE=Core program

\* Numbers in parentheses indicate the number of students who had comments related to this category.

## Winter Quarter

If no, I would have preferred:

Planning Unit*	Individual Comments
Culture, Text and Language (4)	There really were no programs that were literary studies or involved education of which I could enroll.
	a full time program offered in Spanish
	One credit shy of junior standing for Human Rights Literature.
	HOLLYWOOD (CTL, EA, CORE)
Environmental Studies (4)	Invertebrate or Vertebrate Zoology
	More options in Environmental Studies but my class was good anyway.
	Too many people enrolled in plant Ecology & Psychology
	tropical rainforests
Evening and Weekend Studies (4)	American Literature 1850s
	More liberal art and literature style classes. Part of the trouble is that there need to be more evening and weekend classes available.
	statistics
	art in nature [Design in Nature]
Expressive Arts (6)	FOVA
	SOS Visual Arts
	The Lens-Based Image
	Anything with video productions. I want some technical skills, but for some reason people are much more interested in teaching about conceptual art.
	Perception, Mind, and Reality (SI, EA, SPBC, CORE)
	HOLLYWOOD (CTL, EA, CORE)
Independent Learning Contract (1)	Independent Learning Contract
Scientific Inquiry (2)	Lower division Scientific Inquiry was similarly lacking.
	Perception, Mind, and Reality (SI, EA, SPBC, CORE)
Society, Politics, Behavior and Change (6)	There really were no programs that were literary studies or involved education of which I could enroll.
	self and community
	Same as above [Multiple Psychology or Law programs]
	Too many people enrolled in plant Ecology & Psychology
	Perception, Mind, and Reality (SI, EA, SPBC, CORE)
	There were no programs for my major [education] for upper division, so I had to do a contract.
Core (2)	Perception, Mind, and Reality (SI, EA, SPBC, CORE)
	HOLLYWOOD (CTL, EA, CORE)
Extended Education (2)	novel creative writing
	I didn't enroll nothing I needed was offered I would have preferred online or course offerings for courses only offered in summer- such as geography, children's lit, pacific nw history rather than writing a contract/waiting for summer

CTL=Culture, Text and Language; ES=Environmental Studies; EWS=Evening and Weekend Studies; EA=Expressive Arts;  
 NAWIP=Native American and World Indigenous Peoples; SPBC=Society, Politics, Behavior, and Change; SI=Scientific Inquiry;  
 IA=Inter-Area; CORE=Core program

\* Numbers in parentheses indicate the number of students who had comments related to this category.

# Winter Quarter (cont'd)

If no, I would have preferred:

Planning Unit*	Individual Comments
Other Comments (11)	I can't remember.
	I COULDN'T GET INTO MY FIRST TWELVE CHOICES! FOR FULL TIME CLASSES
	I forget
	i got classes that i chosed but not the ones that i desired. i was confused how to register.
	I registered too late - it was my own fault.
	it wasn't my first choice but it turned out to be wonderful
	Nothing looked good
	bored
	to register on time
	Were not many options.
	even more need for program and elective variety and week-night classes

CTL=Culture, Text and Language; ES=Environmental Studies; EWS=Evening and Weekend Studies; EA=Expressive Arts;  
 NAWIP=Native American and World Indigenous Peoples; SPBC=Society, Politics, Behavior, and Change; SI=Scientific Inquiry;  
 IA=Inter-Area; CORE=Core program

\* Numbers in parentheses indicate the number of students who had comments related to this category.

## Spring Quarter

*If no, I would have preferred:*

Planning Unit	Individual Comments
Culture, Text, and Language (7)	a full time program offered in Spanish
	Contemplative Studies
	Japanese Culture
	Literature of the Americas
	Monstrous Possibilities (CTL, EWS)
	Writing classes.
	War: Consequences and Alternatives, but it was freshman only (SPBC, CTL, CORE)
Environmental Studies (5)	Ecology Field
	sustainable practices or botany (but i registered late so its really my fault).
	Vertebrate Evolution
	vertebrate evolution (but I'm actually happier in my second choice class, so it's okay)
Evening and Weekend Studies (9)	Monstrous Possibilities (CTL, EWS)
	An intermediate art class that was available one nite a wk.
	Metal Working
	A GIS course that was not offered in catalog came up available- I missed registering for it because I was unaware it was offered last minutes. I am not at all happy about that!
	statistics, nutrition, wood working, several other things, I tried anything but only got into what I eventually took
	Toward Becoming A Teacher
	Foundations of Health Science, Visual Arts, Ceramics, Begining French, How to write a novel, creative writing
	an extraordinary need for more program and elective course variety and week-night classes
	Was on wait list for the Nutrition class - didn't get in.
Expressive Arts (4)	FOVA
	I was unable to get into two photography classes. One because I wasn't qualified. The other because it was full.
	Visual Arts
	Foundations of Health Science, Visual Arts, Ceramics, Begining French, How to write a novel, creative writing
Scientific Inquiry (4)	sustainable practices or botany (but i registered late so its really my fault).
	Evolutionary Biology
	I wanted to take a class in chemical Thermodynamics and Kinetics, but it is not offered this year.
	Foundations of Health Science, Visual Arts, Ceramics, Begining French, How to write a novel, creative writing

CTL=Culture, Text and Language; ES=Environmental Studies; EWS=Evening and Weekend Studies; EA=Expressive Arts;  
 NAWIP=Native American and World Indigenous Peoples; SPBC=Society, Politics, Behavior, and Change; SI=Scientific Inquiry;  
 IA=Inter-Area; CORE=Core program

\* Numbers in parentheses indicate the number of students who had comments related to this category.

## Spring Quarter (cont'd)

*If no, I would have preferred:*

Planning Unit*	Individual Comments
Society, Politics, Behavior and Change (7)	"So You Want to Be a Psychologist?"
	learning about learning
	Multicultural Counseling
	Political Economy and Social Movements
	to take Learning About Learning
	War: Consequences and Alternatives, but it was freshman only (SPBC, CTL, CORE)
	No programs for my major [education] for upper division, so I did Evening and Weekend
Extended Education (1)	Foundations of Health Science, Visual Arts, Ceramics, Beginning French, How to write a novel, creative writing
Core (1)	War: Consequences and Alternatives, but it was freshman only (SPBC, CTL, CORE)
Other Comments (5)	an extraordinary need for more program and elective course variety and week-night classes
	No, there are so limited classes spring quarter that you take whichever class has room, rather than what applies to your focus. Fortunately, the class I ended up in was amazing, though it wasn't connected directly to my focus.
	Tried to get into a program for the quarter, seemed like all were full and I had to create an ILC instead
	I started from this Spring Quarter.
	It was too late.

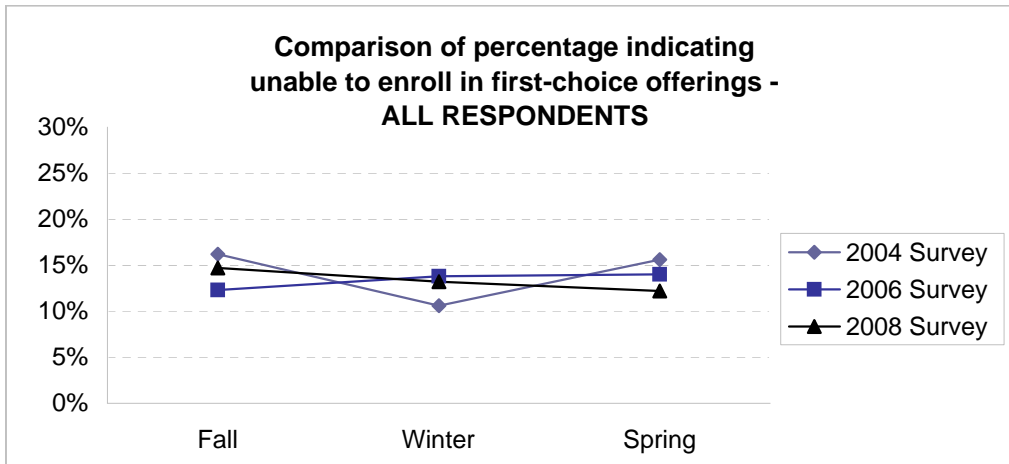
*CTL=Culture, Text and Language; ES=Environmental Studies; EWS=Evening and Weekend Studies; EA=Expressive Arts; NAWIP=Native American and World Indigenous Peoples; SPBC=Society, Politics, Behavior, and Change; SI=Scientific Inquiry; IA=Inter-Area; CORE=Core program*

\* Numbers in parentheses indicate the number of students who had comments related to this category.

## Ability to Enroll in First Choice of Academic Offerings

### Comparisons between 2004, 2006, and 2008 Student Experience Surveys

The charts below show the percentage of respondents who were unable to enroll in their first-choice academic offering, comparing responses to the Evergreen Student Experience Surveys 2004, 2006, and 2008. Among all respondents, the percentage who reported that they were unable to enroll in their first choice were fairly similar between 2006 and 2008, with percentages higher in fall for the 2008 survey than for 2006, and higher in spring for the 2006 survey than the 2008 survey. The 2004 survey showed higher percentages of students unable to enroll in their first choice for both fall and spring than those seen in the two later surveys. It should be noted that there were changes in the sampling methodology that may influence the ability to make comparisons between the 2004 survey and the two later surveys.

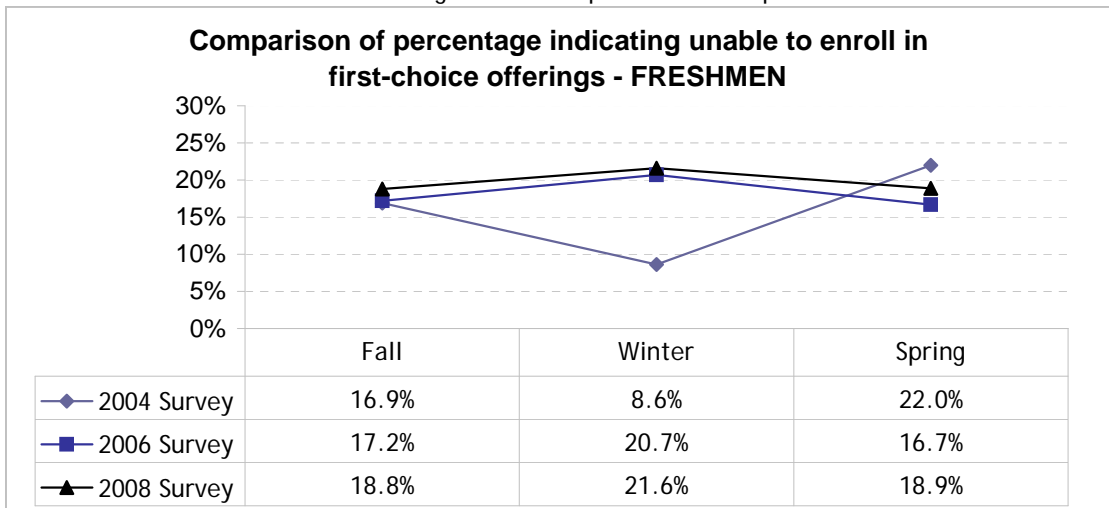


*Longitudinal Comparison of Student Experience Survey Data - ALL RESPONDENTS*

	N*	Fall	Winter	Spring
2004 Survey	528	16.2%	10.6%	15.6%
2006 Survey	386	12.3%	13.8%	14.0%
2008 Survey	330	14.7%	13.2%	12.2%

*NOTE: Difference in numbers between 2004 and 2006 due to change in sampling procedures to make 2006 sample more representative of the student body.*

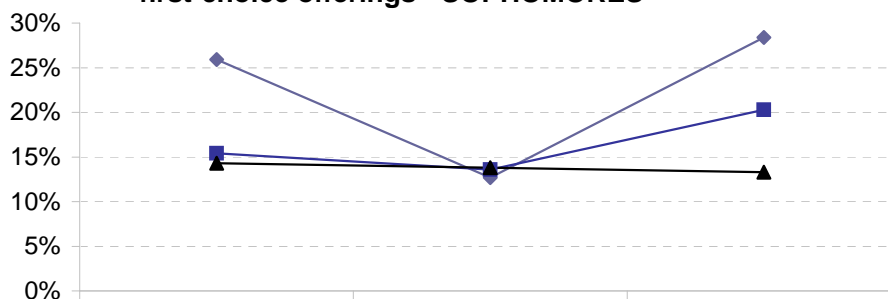
The charts below show additional longitudinal comparisons for respondents within each class standing.





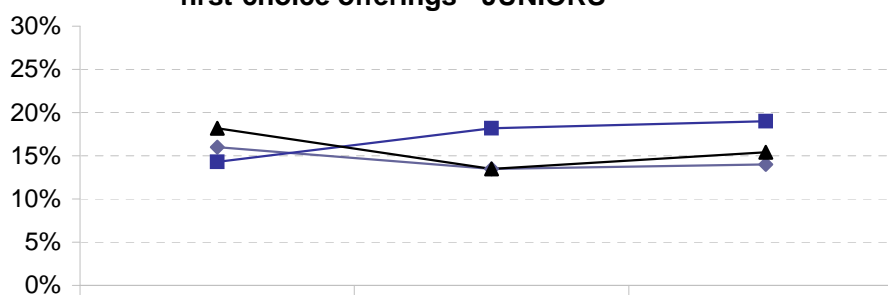
Ability to Enroll in First Choice of Academic Offerings  
 Comparisons between 2004, 2006, and 2008 Student Experience Surveys (cont'd)

**Comparison of percentage indicating unable to enroll in first-choice offerings - SOPHOMORES**



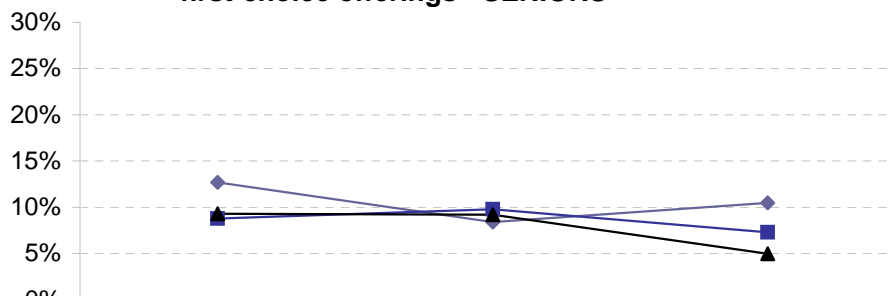
	Fall	Winter	Spring
2004 Survey	25.9%	12.7%	28.4%
2006 Survey	15.4%	13.6%	20.3%
2008 Survey	14.3%	13.8%	13.3%

**Comparison of percentage indicating unable to enroll in first-choice offerings - JUNIORS**



	Fall	Winter	Spring
2004 Survey	16.0%	13.5%	14.0%
2006 Survey	14.3%	18.2%	19.0%
2008 Survey	18.2%	13.5%	15.4%

**Comparison of Percentage indicating unable to enroll in first-choice offerings - SENIORS**



	Fall	Winter	Spring
2004 Survey	12.7%	8.4%	10.5%
2006 Survey	8.8%	9.8%	7.3%
2008 Survey	9.3%	9.2%	5.0%