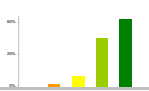
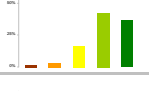
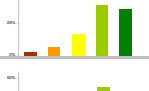
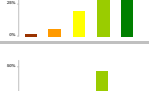




The Evergreen State College
 Evergreen Student Experience Survey 2008
 Responses of Olympia Campus Students

Confidence

A series of questions prompted students for their level of confidence in areas ranging from confidence in their ability to succeed at Evergreen to their ability to manage debt incurred in completing an education at Evergreen. Questions are listed below in order of highest to lowest mean response. Olympia campus respondents expressed most confidence overall in having the skills and abilities to succeed at Evergreen, obtaining an interdisciplinary education, and having the kind of emotional support from family and friends that they need. The items with the lowest mean responses were: fitting in at Evergreen socially (21.4% indicated "Not at All" or "A Little"); managing debt incurred (24.7% indicated "Not at All" or "A Little"); getting the kinds of classes wanted at Evergreen (19.3% indicated "Not at All" or "A Little"); and finding a satisfying job or making a desired career change after graduation (21.5% indicated "Not at All" or "A Little").

How confident are you that you...? (N=330) <i>Items sorted by highest to lowest mean (average) response</i>		Not at All (0)	A Little (1)	Somewhat (2)	Quite (3)	Very (4)	Mean	Median	Skipped question (N)
	Have the skills and abilities to succeed at Evergreen	0.0%	1.9%	7.8%	37.7%	52.6%	3.41	4.00	9
	Will obtain an interdisciplinary education (that combines multiple disciplines or perspectives)	1.6%	3.1%	16.6%	42.3%	36.4%	3.09	3.00	11
	Will have the kind of emotional support from family and friends that you need	2.2%	6.3%	16.3%	39.1%	36.3%	3.01	3.00	10
	Will be able to use your education to meet life-long goals	1.6%	5.3%	19.9%	43.0%	30.2%	2.95	3.00	9
	Can manage most interpersonal conflicts	1.3%	5.3%	20.3%	46.3%	26.9%	2.92	3.00	10
	Will be able to pursue further education (graduate or professional) if you decide to in the future	1.3%	10.9%	24.1%	37.5%	26.3%	2.77	3.00	10

How confident are you that you...? (N=330) <i>Items sorted by highest to lowest mean (average) response</i>		Not at All (0)	A Little (1)	Somewhat (2)	Quite (3)	Very (4)	Mean	Median	Skipped question (N)
	Will develop skills and expertise in a specific field or fields	1.2%	10.0%	27.4%	35.2%	26.2%	2.75	3.00	9
	Can manage your time effectively	1.9%	11.8%	25.2%	41.1%	19.9%	2.65	3.00	9
	Have the funding to complete your studies at Evergreen	6.3%	9.7%	28.1%	27.5%	28.4%	2.62	3.00	10
	Will be able to find a satisfying job or make a desired career change after graduation	5.0%	16.5%	30.5%	28.0%	19.9%	2.41	2.00	9
	Can get the kinds of classes you want at Evergreen	3.7%	15.6%	35.8%	29.0%	15.9%	2.38	2.00	9
	Will be able to manage any debt that you incur in completing your education at Evergreen	9.4%	15.3%	28.4%	28.4%	18.4%	2.31	2.00	10
	Fit in at Evergreen socially	6.6%	14.8%	34.3%	31.4%	12.9%	2.29	2.00	12

Note: The mini-charts above are provided to illustrate how the responses are distributed among the choices: "Not at All," "A Little," "Somewhat," "Quite," and "Very." The Y-axes of all of the charts on this page are set at a maximum of 55% in order to increase the visibility of smaller percentages.