
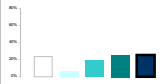






The Evergreen State College  
Evergreen Student Experience Survey 2008  
Responses of Tacoma Campus Students

### Evergreen's Contribution to Computer-related Skills

Students were asked to answer questions about the extent to which Evergreen has contributed to their growth in a series of computer-related skills. This series of questions was designed to assist in understanding the range of computer technology activities and skills that Evergreen students are exposed to in the curriculum. Students are not expected to have worked in every skill area.

The series of questions below are sorted from highest to lowest mean response. Questions with the highest mean responses among Tacoma respondents were: studying or doing research via the Internet or other online sources, writing a paper for class using a computer, and solving mathematical or statistics problems using a computer. The lowest rated items were: computer programming; using Geographic Information Systems (GIS) or GPS; and preparing a newsletter, brochure, or poster.

To what extent have your Evergreen experiences contributed to your growth in each of the following computer-related skills? (N=62) <i>Items sorted by highest to lowest mean (average) response</i>		Not at All (0)	Very Little (1)	Some (2)	Quite a bit (3)	A lot (4)	Mean	Median	Skipped question (N)
	Studying or doing research via the Internet or other online sources	10.2%	11.9%	16.9%	23.7%	37.3%	2.66	3.00	3
	Writing a paper for class using a computer (e.g. using Word)	23.7%	6.8%	18.6%	25.4%	25.4%	2.22	3.00	3
	Solving mathematical or statistics problems using a computer	21.7%	23.3%	11.7%	26.7%	16.7%	1.93	2.00	2
	Using the computer for artistic expression (e.g. music, other audio, still images, animation, video, etc.)	28.3%	18.3%	21.7%	11.7%	20.0%	1.77	2.00	2
	Giving a presentation using a computer (e.g. using PowerPoint to prepare and give a presentation)	32.2%	15.3%	20.3%	15.3%	16.9%	1.69	2.00	3
	Creating/using databases or spreadsheets (e.g. using Access or Excel)	28.3%	21.7%	23.3%	10.0%	16.7%	1.65	1.50	2

To what extent have your Evergreen experiences contributed to your growth in each of the following computer-related skills? (N=62) <i>Items sorted by highest to lowest mean (average) response</i>		Not at All (0)	Very Little (1)	Some (2)	Quite a bit (3)	A lot (4)	Mean	Median	Skipped question (N)
	Using a computer for scientific analysis or lab work	31.7%	16.7%	25.0%	13.3%	13.3%	1.60	2.00	2
	Developing/maintaining a web site	43.3%	15.0%	13.3%	15.0%	13.3%	1.40	1.00	2
	Preparing a newsletter, brochure, or poster	40.0%	21.7%	16.7%	8.3%	13.3%	1.33	1.00	2
	Using Geographic Information Systems (GIS) or GPS	65.0%	8.3%	8.3%	8.3%	10.0%	0.90	0.00	2
	Computer programming	58.3%	15.0%	11.7%	10.0%	5.0%	0.88	0.00	2

Note: The mini-charts above are provided to give one a sense of how the responses are distributed among the choices: "Not at All," "Very Little," "Some," "Quite a Bit," and "A Lot." The Y-axes of all charts on this page are set to a maximum of 80% to increase the visibility of smaller percentages.