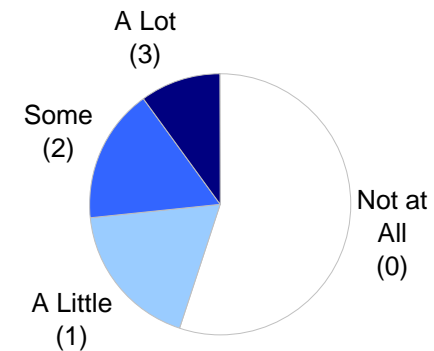



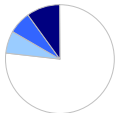



The Evergreen State College
Evergreen Student Experience Survey 2008
Responses of Tacoma Campus Students



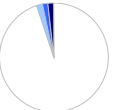





Utilization of Campus Resources










Students were asked how often they use certain campus resources. The resources below are listed in alphabetical order to facilitate locating particular services. Tacoma campus respondents indicated that they used the following resources most frequently during the year: Evergreen's website to get information (80.0% reporting using it "Some" or "A Lot"); their evergreen.edu e-mail accounts (66.1% reported using "Some" or "A Lot"); the financial aid office (68.3% reported using "Some" or "A Lot"); and library digital/on-line databases and resources (65.0% reported using "Some" or "A Lot.").

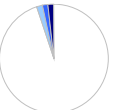







Legend for Mini-Charts



How often have you used the following campus resources so far this academic year? (N=62) <i>Sorted alphabetically</i> <i>Not at All = 0, A Little = 1, Some = 2, A Lot = 3</i>		Not at All (0)	A Little (1)	Some (2)	A Lot (3)	Mean	Median	Skipped question (N)
	Academic Advising Office or advising workshops	55.0%	18.3%	16.7%	10.0%	0.82	0.00	2
	Academic Fairs	76.7%	6.7%	6.7%	10.0%	0.50	0.00	2
	Access Services for Students with Disabilities	86.7%	3.3%	5.0%	5.0%	0.28	0.00	2
	Evergreen Bookstore	18.3%	33.3%	23.3%	25.0%	1.55	1.00	2
	Career Development Center (such as attending a career fair or using self-assessment and career development tools)	78.3%	10.0%	5.0%	6.7%	0.40	0.00	2

How often have you used the following campus resources so far this academic year? (N=62) <i>Sorted alphabetically</i> <i>Not at All = 0, A Little = 1, Some = 2, A Lot = 3</i>		Not at All (0)	A Little (1)	Some (2)	A Lot (3)	Mean	Median	Skipped question (N)
	Center for Mediation Services	91.7%	1.7%	3.3%	3.3%	0.18	0.00	2
	Child Care Services	98.3%	0.0%	1.7%	0.0%	0.03	0.00	2
	College Recreation Center	95.0%	1.7%	1.7%	1.7%	0.10	0.00	2
	Computer Center, Computer Applications Lab, or computer workshops	23.7%	20.3%	28.8%	27.1%	1.59	2.00	3
	Counseling Center	83.3%	5.0%	6.7%	5.0%	0.33	0.00	2
	Digital Imaging Studio and/or media workshops	69.0%	17.2%	12.1%	1.7%	0.47	0.00	4
	My Evergreen.edu e-mail account	11.9%	22.0%	22.0%	44.1%	1.98	2.00	3
	Evergreen's website to get information	8.3%	11.7%	40.0%	40.0%	2.12	2.00	2

How often have you used the following campus resources so far this academic year? (N=62) <i>Sorted alphabetically</i> <i>Not at All = 0, A Little = 1, Some = 2, A Lot = 3</i>		Not at All (0)	A Little (1)	Some (2)	A Lot (3)	Mean	Median	Skipped question (N)
	Financial Aid Office (Contacted for information or assistance)	11.7%	20.0%	35.0%	33.3%	1.90	2.00	2
	First Peoples' Advising Services	91.7%	1.7%	5.0%	1.7%	0.17	0.00	2
	Graduate School Fair	78.3%	13.3%	1.7%	6.7%	0.37	0.00	2
	Intercity Transit bus service	90.0%	3.3%	1.7%	5.0%	0.22	0.00	2
	Internship Fair	89.7%	3.4%	3.4%	3.4%	0.21	0.00	4
	KEY Student Services	88.3%	6.7%	3.3%	1.7%	0.18	0.00	2
	The library on campus	71.2%	10.2%	10.2%	8.5%	0.56	0.00	3
	Library digital/on-line databases and resources	18.3%	16.7%	30.0%	35.0%	1.82	2.00	2
	Media Loan	65.0%	5.0%	23.3%	6.7%	0.72	0.00	2

How often have you used the following campus resources so far this academic year? (N=62) <i>Sorted alphabetically</i> <i>Not at All = 0, A Little = 1, Some = 2, A Lot = 3</i>		Not at All (0)	A Little (1)	Some (2)	A Lot (3)	Mean	Median	Skipped question (N)
	Police Services	95.0%	1.7%	1.7%	1.7%	0.10	0.00	2
	Prime Time Advising (in "A" Dorm)	91.7%	5.0%	1.7%	1.7%	0.13	0.00	2
	Quantitative and Symbolic Reasoning Center and/or QuaSR workshops	88.3%	5.0%	3.3%	3.3%	0.22	0.00	2
	Student Employment Services (such as using the job board or website for finding a job)	78.3%	5.0%	13.3%	3.3%	0.42	0.00	2
	Student Health Center	90.0%	5.0%	3.3%	1.7%	0.17	0.00	2
	Tutors in your program	86.7%	6.7%	3.3%	3.3%	0.23	0.00	2
	Veterans Affairs Office/Services	86.7%	3.3%	5.0%	5.0%	0.28	0.00	2
	Writing Center and/or writing workshops	61.7%	15.0%	11.7%	11.7%	0.73	0.00	2

Note: The mini-charts above are provided to illustrate how responses are distributed among the choices: "Not at All," "A Little," "Some" and "A Lot."