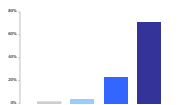
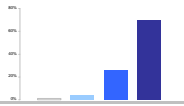
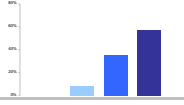
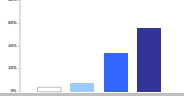
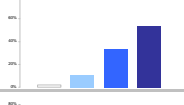
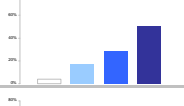
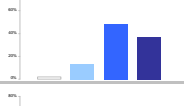
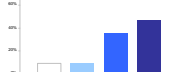
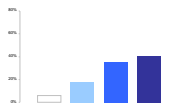
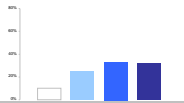
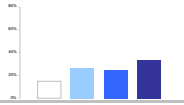
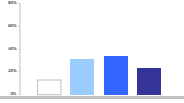
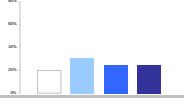
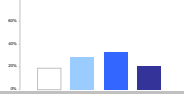
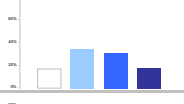
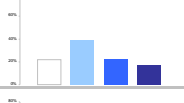
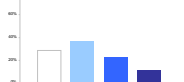


The Evergreen State College
Evergreen Student Experience Survey 2011
First-Time, First Years

Goals for College

Students were asked how important certain goals are in earning their college education. The chart below is sorted from highest to lowest mean response. Ninety-five percent of first-time, first-year respondents indicated achieving personal success/satisfaction and personal growth and development/becoming a more informed individual were "Important or "Very Important." The goals that received the lowest mean responses were starting or improving a business, developing the ability to understand and use mathematics, developing computer skills, and making more money.

In earning your college education, how important are the following goals? (N=109)		Not Important (0)	Slightly Important (1)	Important (2)	Very Important (3)	Mean	Median	Skipped question (N)
	Achieving personal success/satisfaction	1.0%	4.0%	23.2%	71.7%	2.66	3.00	10
	Personal growth and development, becoming a more informed individual	1.0%	4.0%	25.7%	69.3%	2.63	3.00	8
	Developing creative and effective communication skills (e.g. speaking and writing)	0.0%	8.0%	35.0%	57.0%	2.49	3.00	9
	Getting a job of your choice or making a career change	4.0%	6.9%	33.7%	55.4%	2.41	3.00	8
	Gaining expertise in a particular field	2.0%	11.0%	33.0%	54.0%	2.39	3.00	9
	Gaining a better understanding and appreciation for differences (ethnic, political, etc.)	4.0%	16.8%	28.7%	50.5%	2.26	3.00	8
	Gaining an understanding of a broad range of ideas and fields of study	2.0%	12.9%	48.5%	36.6%	2.20	2.00	8
	Being prepared for further education (graduate, professional, or doctoral)	8.9%	8.9%	35.6%	46.5%	2.20	2.00	8

In earning your college education, how important are the following goals? (N=109)		Not Important (0)	Slightly Important (1)	Important (2)	Very Important (3)	Mean	Median	Skipped question (N)
	Helping others or contributing to the community	5.9%	17.8%	35.6%	40.6%	2.11	2.00	8
	Conserving and restoring the environment	10.0%	25.0%	33.0%	32.0%	1.87	2.00	9
	Developing artistic abilities (e.g. video, sculpture, painting, film, photography, etc.)	14.9%	26.7%	24.8%	33.7%	1.77	2.00	8
	Getting involved or initiating change in community, state, or national politics	12.9%	30.7%	33.7%	22.8%	1.66	2.00	8
	Developing the ability to understand and use science, and scientific principles and methods	19.8%	30.7%	24.8%	24.8%	1.54	1.00	8
	Making more money	18.8%	28.7%	32.7%	19.8%	1.53	2.00	8
	Developing computer skills	16.8%	34.7%	30.7%	17.8%	1.50	1.00	8
	Developing the ability to understand and use mathematics, statistics, or quantitative reasoning	22.0%	39.0%	22.0%	17.0%	1.34	1.00	9
	Starting or improving a business	28.7%	36.6%	22.8%	11.9%	1.18	1.00	8

Note: The mini-charts above are provided to illustrate how responses are distributed. The Y-axes of all charts on this page are set at a maximum of 80% to increase the visibility of smaller percentages.