
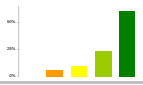
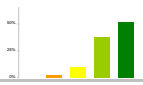
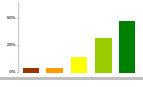
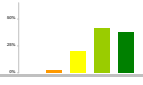
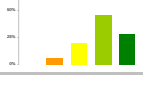
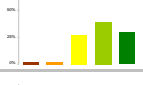




**The Evergreen State College**  
**Evergreen Student Experience Survey 2011**  
*Tacoma Campus*

**Confidence**

A series of questions asked students for their level of confidence in an array of areas. Questions are listed below in order of highest to lowest mean response. Tacoma campus respondents expressed most confidence overall in having the skills and abilities to succeed at Evergreen, being able to use your education to meet life-long goals, obtaining an interdisciplinary education, and having the kind of emotional support from family and friends that you need. The items with the lowest mean responses were: managing incurred debt and having the funding to complete your studies at Evergreen. For these two areas, almost 22% of respondents indicated "Not at all" or "A Little."

<b>How confident are you that you...? (N=52)</b> <i>Items sorted by highest to lowest mean (average) response</i>		<b>Not at All (0)</b>	<b>A Little (1)</b>	<b>Somewhat (2)</b>	<b>Quite (3)</b>	<b>Very (4)</b>	<b>Mean Median</b>		<b>Skipped question (N)</b>
	Have the skills and abilities to succeed at Evergreen	0.0%	2.0%	7.8%	27.5%	<b>62.7%</b>	3.51	4.00	1
	Will be able to use your education to meet life-long goals	0.0%	5.9%	9.8%	23.5%	<b>60.8%</b>	3.39	4.00	1
	Will obtain an interdisciplinary education (that combines multiple disciplines or perspectives)	0.0%	2.0%	9.8%	37.3%	<b>51.0%</b>	3.37	4.00	1
	Will have the kind of emotional support from family and friends that you need	3.9%	3.9%	13.7%	31.4%	<b>47.1%</b>	3.14	3.00	1
	Can manage most interpersonal conflicts	0.0%	2.0%	19.6%	<b>41.2%</b>	37.3%	3.14	3.00	1
	Can manage your time effectively	0.0%	6.0%	20.0%	<b>46.0%</b>	28.0%	2.96	3.00	2
	Will develop skills and expertise in a specific field or fields	2.0%	2.0%	27.5%	<b>39.2%</b>	29.4%	2.92	3.00	1
	Will be able to pursue further education (graduate or professional) if you decide to in the future	0.0%	13.7%	17.6%	31.4%	<b>37.3%</b>	2.92	3.00	1
	Will fit in at Evergreen socially	3.9%	9.8%	21.6%	25.5%	<b>39.2%</b>	2.86	3.00	1

How confident are you that you...? (N=52) <i>Items sorted by highest to lowest mean (average) response</i>		Not at All (0)	A Little (1)	Somewhat (2)	Quite (3)	Very (4)	Mean	Median	Skipped question (N)
	Will be able to find a satisfying job or make a desired career change after graduation	2.0%	5.9%	25.5%	<b>39.2%</b>	27.5%	2.84	3.00	1
	Can get the kinds of classes you want at Evergreen	2.0%	11.8%	33.3%	<b>35.3%</b>	17.6%	2.55	3.00	1
	Have the funding to complete your studies at Evergreen	9.8%	11.8%	25.5%	23.5%	<b>29.4%</b>	2.51	3.00	1
	Will be able to manage any debt that you incur in completing your education at Evergreen	13.7%	7.8%	<b>33.3%</b>	27.5%	17.6%	2.27	2.00	1

Note: The mini-charts above are provided to illustrate how the responses are distributed among the choices: "Not at All," "A Little," "Somewhat," "Quite," and "Very." The Y-axes of all of the charts on this page are set at a maximum of 65% in order to increase the visibility of smaller percentages.