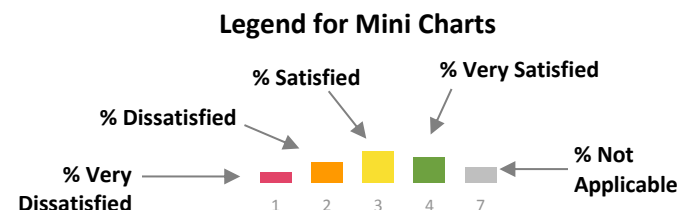






Satisfaction

Students were asked to indicate their level of satisfaction with different aspects of their learning environment at Evergreen. The items with the highest mean levels of satisfaction among First-time, First-year respondents were: Interdisciplinary approach to education, Narrative evaluations by faculty, Social climate in Seminars, and Overall quality of instruction. Items with the lowest levels of satisfaction were: Level of respect you feel from campus staff, Opportunities to link theory and practice, and Academic planning/advising by faculty. There were four items with a relatively high number of First-time, First-year respondents indicating they were "Not Applicable" (7). These items were: Level of respect you feel from other campus staff, Academic planning/advising by faculty, Availability of faculty outside of class, and Campus activities.











First-time, First-year respondents









This year, how satisfied are you with...?

	Mean	Very Dissatisfied (1)	Dissatisfied (2)	Satisfied (3)	Very Satisfied (4)	Not Applicable (7)	N
<i>Listed from Highest to Lowest Means</i>							
 Interdisciplinary approach to education	3.52	0.0%	3.9%	40.3%	55.8%	0.0%	77
 Narrative evaluations by faculty	3.45	0.0%	3.9%	45.5%	48.1%	2.6%	75
 Social climate in seminars	3.42	1.3%	6.5%	41.6%	50.6%	0.0%	77
 Overall quality of instruction	3.40	0.0%	3.9%	51.9%	44.2%	0.0%	77

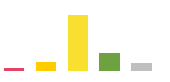





First-time, First-year respondents
This year, how satisfied are you with...?

<i>Listed from Highest to Lowest Means</i>	Mean	Very Dissatisfied (1)	Dissatisfied (2)	Satisfied (3)	Very Satisfied (4)	Not Applicable (7)	N
 Team teaching by faculty	3.36	0.0%	13.0%	36.4%	48.1%	2.6%	75
 Availability of faculty outside of class	3.34	0.0%	2.6%	54.5%	33.8%	9.1%	70
 Faculty role in seminars	3.34	2.6%	7.8%	42.9%	46.8%	0.0%	77
 Relevance of academic assignments	3.30	1.3%	1.3%	63.2%	34.2%	0.0%	76
 The match between the classes you are taking and their description in the catalog	3.28	5.2%	3.9%	46.8%	41.6%	2.6%	75
 Amount of time you are able to devote to your academic work	3.26	0.0%	7.9%	57.9%	34.2%	0.0%	76
 Level of respect you feel from faculty	3.19	0.0%	15.6%	48.1%	33.8%	2.6%	75
 Level of respect you feel from students	3.18	2.6%	11.7%	50.6%	35.1%	0.0%	77

First-time, First-year respondents
This year, how satisfied are you with...?

<i>Listed from Highest to Lowest Means</i>	Mean	Very Dissatisfied (1)	Dissatisfied (2)	Satisfied (3)	Very Satisfied (4)	Not Applicable (7)	N
 Opportunities for community service or volunteer work	3.18	1.3%	13.0%	50.6%	33.8%	1.3%	76
 Opportunities for in-depth academic work/research	3.18	0.0%	13.0%	55.8%	31.2%	0.0%	77
 Your progress in achieving your educational goals	3.18	3.9%	10.4%	49.4%	36.4%	0.0%	77
 Respect shown for different or opposing viewpoints	3.17	7.9%	6.6%	46.1%	39.5%	0.0%	76
 Quality of faculty feedback on your work	3.12	1.3%	17.1%	50.0%	31.6%	0.0%	76
 The practice of self-evaluation	3.12	6.5%	5.2%	58.4%	29.9%	0.0%	77
 Availability of information on the college website	3.12	2.6%	13.0%	54.5%	29.9%	0.0%	77
 Group projects and other peer collaborations	3.08	2.6%	15.6%	49.4%	28.6%	3.9%	74

First-time, First-year respondents
This year, how satisfied are you with...?

<i>Listed from Highest to Lowest Means</i>	Mean	Very Dissatisfied (1)	Dissatisfied (2)	Satisfied (3)	Very Satisfied (4)	Not Applicable (7)	N
 Campus activities	3.06	2.6%	9.1%	61.0%	19.5%	7.8%	71
 Your social experiences at Evergreen	3.06	2.6%	10.5%	59.2%	21.1%	6.6%	71
 Seminars as a way of learning	3.06	6.5%	15.6%	42.9%	35.1%	0.0%	77
 Academic planning/advising by faculty	3.02	1.3%	18.2%	42.9%	22.1%	15.6%	65
 Opportunities to link theory and practice	3.00	3.9%	18.2%	51.9%	26.0%	0.0%	77
 Level of respect you feel from other campus staff	2.97	2.6%	11.7%	49.4%	14.3%	22.1%	60