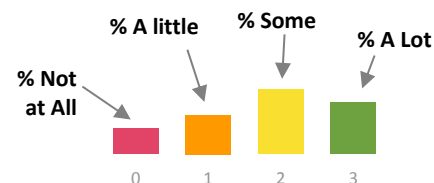


How often have you used the following campus resources so far this academic year?

Students were asked how often they use certain campus resources. The resources below are listed in order of utilization. First-time, First-year campus respondents indicated that they used the following resources most often: Intercity Transit bus service and the Campus library. None of the First-time, First-year respondents responded that they used the childcare center.

Legend for Mini Charts











First-time, First-year respondents

How often have you used the following campus resources so far this academic year?

<i>Listed by level of utilization.</i>		Mean	Not at All (0)	A Little (1)	Some (2)	A Lot (3)	N
	Intercity Transit bus service	2.44	13.0%	1.3%	14.3%	71.4%	77
	Campus library	2.36	0.0%	14.9%	33.8%	51.3%	74
	Library digital/online databases and resources	2.04	8.0%	20.0%	32.0%	40.0%	75
	College Recreation Center, Athletics, or recreation programs	1.74	22.1%	11.7%	36.4%	29.9%	77
	Campus Computing Resources	1.34	31.6%	27.6%	15.8%	25.0%	76
	Residential Services (residential life programming)	1.17	37.7%	23.4%	23.4%	15.6%	77






First-time, First-year respondents
How often have you used the following campus recourses so far this academic year?

<i>Listed by level of utilization.</i>		Mean	Not at All (0)	A Little (1)	Some (2)	A Lot (3)	N
	Financial Aid Office or on-site Financial Aid Counselor	1.01	40.0%	28.0%	22.7%	9.3%	75
	Academic Advising Office, workshops, or Tacoma Student Services Coordinator	0.91	44.2%	29.9%	16.9%	9.1%	77
	Student Employment Services (such as using the job board or website for finding a job)	0.84	48.1%	24.7%	22.1%	5.2%	77
	Health Center	0.75	45.3%	36.0%	17.3%	1.3%	75
	Police Services/Parking Services (including vehicle unlocks, safety escorts, food bank)	0.69	49.4%	33.8%	15.6%	1.3%	77
	Media Loan	0.68	56.6%	25.0%	11.8%	6.6%	76
	Writing Center or writing tutors	0.66	61.8%	15.8%	17.1%	5.3%	76
	Electronic Media (animation labs, audio recording, digital video/film editing, music technology labs)	0.43	71.4%	15.6%	11.7%	1.3%	77

First-time, First-year respondents
How often have you used the following campus recourses so far this academic year?

<i>Listed by level of utilization.</i>		Mean	Not at All (0)	A Little (1)	Some (2)	A Lot (3)	N
	Photo Services/Photoland	0.42	74.0%	16.9%	2.6%	6.5%	77
	Counseling Center or on-site counselor	0.41	72.3%	14.5%	13.2%	0.0%	76
	Quantitative and Symbolic Reasoning Center or Tutors	0.31	84.4%	6.5%	2.6%	6.5%	77
	Career Development Center (such as attending a career fair or using self-assessment and career development tools)	0.29	81.8%	9.1%	7.8%	1.3%	77
	First Peoples' Advising Services	0.22	85.6%	9.2%	2.6%	2.6%	76
	Center for Creative and Applied Media	0.18	88.3%	6.5%	3.9%	1.3%	77
	KEY Student Services	0.16	90.9%	3.9%	3.9%	1.3%	76
	Access Services for Students with Disabilities	0.12	93.5%	2.6%	2.6%	1.3%	76

First-time, First-year respondents
How often have you used the following campus recourses so far this academic year?

<i>Listed by level of utilization.</i>		Mean	Not at All (0)	A Little (1)	Some (2)	A Lot (3)	N
	Prime Time Advising (in "A" Dorm)	0.09	93.5%	3.9%	2.6%	0.0%	76
	Center for Community-Based Learning & Action (CCBLA) or on-site orientation	0.08	94.8%	3.9%	0.0%	1.3%	76
	Office of Veterans Affairs	0.03	98.7%	0.0%	1.3%	0.0%	76
	CARE Network	0.01	98.7%	1.3%	0.0%	0.0%	76
	Child Care Services	0.00	100.0%	0.0%	0.0%	0.0%	76