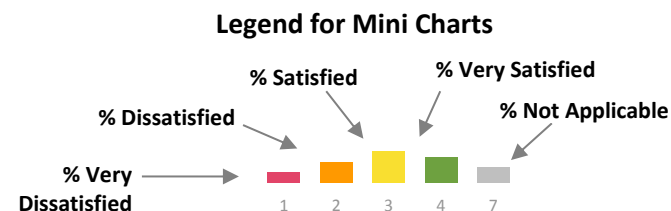






Satisfaction

Students were asked to indicate their level of satisfaction with different aspects of their learning environment at Evergreen. The items with the highest mean levels of satisfaction among Olympia Campus respondents were: Interdisciplinary approach to education, Social climate in Seminars, Narrative evaluations by faculty, and the match between the classes you are taking and their description in the catalog. Items with the lowest levels of satisfaction were: Opportunities to link theory and practice, Availability of information on the college website, and Your social experience at Evergreen. There were three items with a relatively high number of Olympia Campus respondents indicating they were "Not Applicable" (7). These items were: Level of respect you feel from other campus staff, Team teaching by faculty, and your social experiences at Evergreen.











Olympia Campus respondents

This year, how satisfied are you with...?

	Mean	Very Dissatisfied (1)	Dissatisfied (2)	Satisfied (3)	Very Satisfied (4)	Not Applicable (7)	N
<i>Listed from Highest to Lowest Means</i>							
 Interdisciplinary approach to education	3.53	0.9%	4.3%	33.5%	55.7%	5.7%	230
 Social climate in seminars	3.48	1.7%	3.9%	39.0%	55.0%	0.4%	231
 Narrative evaluations by faculty	3.41	0.4%	6.1%	42.2%	46.1%	5.2%	230
 The match between the classes you are taking and their description in the catalog	3.40	2.2%	5.2%	42.2%	48.7%	1.7%	230

Olympia Campus respondents

This year, how satisfied are you with...?

<i>Listed from Highest to Lowest Means</i>	Mean	Very Dissatisfied (1)	Dissatisfied (2)	Satisfied (3)	Very Satisfied (4)	Not Applicable (7)	N
 Team teaching by faculty	3.38	1.7%	7.4%	29.1%	40.4%	21.3%	230
 Overall quality of instruction	3.36	0.9%	7.8%	44.8%	44.8%	1.7%	230
 Level of respect you feel from students	3.31	1.3%	8.7%	47.6%	41.6%	0.9%	231
 Relevance of academic assignments	3.30	2.2%	8.8%	43.9%	43.0%	2.2%	228
 Respect shown for different or opposing viewpoints	3.27	3.5%	9.6%	41.3%	43.0%	2.6%	230
 Availability of faculty outside of class	3.26	2.2%	10.4%	42.6%	39.1%	5.7%	230
 The practice of self-evaluation	3.25	1.3%	10.0%	48.9%	36.7%	3.1%	229
 Level of respect you feel from faculty	3.25	1.3%	11.3%	44.3%	37.8%	5.2%	230







Olympia Campus respondents

This year, how satisfied are you with...?

<i>Listed from Highest to Lowest Means</i>	Mean	Very Dissatisfied (1)	Dissatisfied (2)	Satisfied (3)	Very Satisfied (4)	Not Applicable (7)	N
Your progress in achieving your educational goals	3.25	1.3%	8.7%	52.2%	35.2%	2.6%	230
Quality of faculty feedback on your work	3.24	2.6%	13.5%	40.4%	42.2%	1.3%	230
Group projects and other peer collaborations	3.21	2.2%	13.9%	40.4%	37.8%	5.7%	230
Level of respect you feel from other campus staff	3.21	1.3%	9.3%	31.3%	26.0%	32.2%	227
Faculty role in seminars	3.15	3.5%	14.8%	33.9%	35.2%	12.6%	230
Opportunities for in-depth academic work/research	3.15	1.7%	14.8%	46.5%	32.6%	4.3%	230
Amount of time you are able to devote to your academic work	3.12	1.8%	13.2%	45.6%	27.6%	11.8%	228
Seminars as a way of learning	3.11	4.3%	12.6%	45.0%	31.2%	6.9%	231

Olympia Campus respondents

This year, how satisfied are you with...?

	Mean	Very Dissatisfied (1)	Dissatisfied (2)	Satisfied (3)	Very Satisfied (4)	Not Applicable (7)	N
<i>Listed from Highest to Lowest Means</i>							
 Opportunities for community service or volunteer work	3.10	2.2%	15.2%	53.2%	29.4%	0.0%	231
 Academic planning/advising by faculty	3.09	3.5%	17.9%	37.1%	32.8%	8.7%	229
 Campus activities	3.09	4.8%	11.3%	44.8%	29.1%	10.0%	230
 Your social experiences at Evergreen	3.05	4.3%	9.1%	47.4%	21.7%	17.4%	230
 Availability of information on the college website	3.03	3.1%	14.5%	47.6%	23.3%	11.5%	227
 Opportunities to link theory and practice	3.01	4.8%	17.3%	48.1%	28.1%	1.7%	231