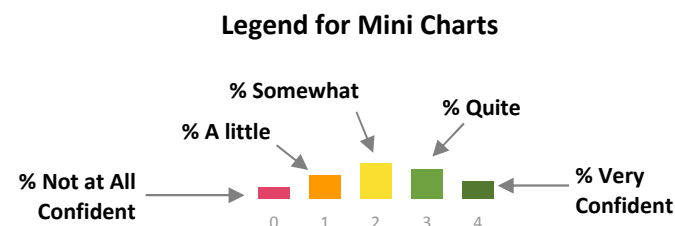


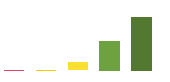




Confidence

Students were asked a series of questions to rate their level of confidence in an array of areas. Questions are listed below in order of highest to lowest mean response. Olympia Campus respondents expressed most confidence overall in having the skills and abilities to succeed at Evergreen, obtaining an interdisciplinary education, and managing most interpersonal conflicts. The items with the lowest mean responses were: finding a satisfying job or make a desired career change after graduation, managing incurred debt, and getting the kinds of classes you want at Evergreen. For all of these areas, over 15% of Olympia Campus respondents indicated "Not at all" or "A little."











Olympia Campus respondents

How confident are you that you...?

Listed from Highest to Lowest Means	Mean	Not at All (0)	A little (1)	Somewhat (2)	Quite (3)	Very (4)	N
 Have the skills and abilities to succeed at Evergreen	3.48	0.4%	0.4%	8.7%	32.0%	58.4%	231
 Will obtain an interdisciplinary education (that combines multiple disciplines or perspectives)	3.31	0.0%	3.0%	13.4%	32.9%	50.6%	231
 Can manage most interpersonal conflicts	3.11	0.9%	4.4%	15.4%	41.0%	38.3%	227
 Will be able to use your education to meet life-long goals	3.06	1.3%	5.3%	18.9%	35.1%	39.5%	228
 Will have the kind of emotional support from family and friends that you need	2.93	5.8%	8.5%	14.3%	29.5%	42.0%	224

Olympia Campus respondents

How confident are you that you...?

<i>Listed from Highest to Lowest Means</i>	Mean	Not at All (0)	A little (1)	Somewhat (2)	Quite (3)	Very (4)	N
 Can manage your time effectively	2.86	3.1%	6.6%	22.8%	36.8%	30.7%	228
 Will be able to pursue further education (graduate or professional) if you decide to in the future	2.84	1.7%	12.7%	17.0%	37.1%	31.4%	229
 Will develop skills and expertise in a specific field or fields	2.79	3.9%	6.5%	25.7%	34.3%	29.6%	230
 Have the funding to complete your studies at Evergreen	2.61	5.2%	14.3%	27.3%	21.2%	32.0%	231
 Will fit in at Evergreen socially	2.54	7.0%	13.6%	24.1%	28.5%	26.8%	228
 Will be able to find a satisfying job or make a desired career change after graduation	2.41	4.8%	14.3%	35.7%	25.7%	19.6%	230
 Will be able to manage any debt that you incur in completing your education at Evergreen	2.36	7.5%	15.8%	32.5%	22.4%	21.9%	228
 Can get the kinds of classes you want at Evergreen	2.36	5.2%	14.4%	34.1%	31.4%	14.8%	229