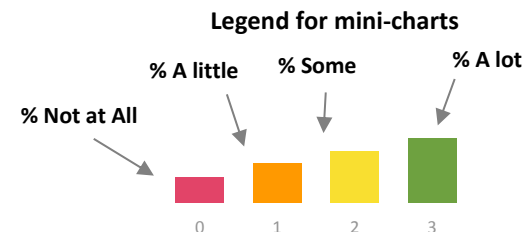







### How often have you used the following campus resources so far this academic year?

Students were asked how often they use certain campus resources. The resources below are listed in order of utilization. Tacoma Campus respondents indicated that they used the following resources the most during the academic year: Library digital/online databases and resources, and Financial Aid Office or on-site Financial Aid Counselor. Very few of the Tacoma Campus respondents used Residential Services, or the CARE network.











### Tacoma Campus students









### How often have you used the following campus resources so far this academic year?

Listed in order of utilization	Mean	Not at All (0)	A Little (1)	Some (2)	A Lot (3)	N
 Library digital/online databases and resources	1.77	11.4%	20.0%	<b>48.6%</b>	20.0%	35
 Financial Aid Office or on-site Financial Aid Counselor	1.62	20.6%	23.5%	<b>29.4%</b>	26.5%	34
 Academic Advising Office, workshops, or Tacoma Campus Student Services Coordinator	1.41	23.5%	<b>29.4%</b>	<b>29.4%</b>	17.6%	34
 Campus Computing Resources	1.25	<b>34.4%</b>	25.0%	21.9%	18.8%	32
 Electronic Media (animation labs, audio recording, digital video/film editing, music technology labs)	1.24	<b>32.4%</b>	29.4%	20.6%	17.6%	34







**Tacoma Campus students*****How often have you used the following campus resources so far this academic year?***

<i>Listed in order of utilization</i>		Mean	Not at All (0)	A Little (1)	Some (2)	A Lot (3)	N
	Writing Center or writing tutors	0.94	<b>51.4%</b>	17.1%	17.1%	14.3%	35
	Career Development Center (such as attending a career fair or using self-assessment and career development tools)	0.79	<b>48.5%</b>	30.3%	15.2%	6.1%	33
	Media Loan	0.76	<b>48.5%</b>	30.3%	18.2%	3.0%	33
	Campus library	0.75	<b>56.3%</b>	21.9%	12.5%	9.4%	32
	Center for Creative and Applied Media	0.59	<b>61.8%</b>	23.5%	8.8%	5.9%	34
	Student Employment Services (such as using the job board or website for finding a job)	0.44	<b>73.5%</b>	11.8%	11.8%	2.9%	34
	Counseling Center or on-site counselor	0.42	<b>69.7%</b>	21.2%	6.1%	3.0%	33
	Quantitative and Symbolic Reasoning Center or Tutors	0.41	<b>79.4%</b>	5.9%	8.8%	5.9%	34

**Tacoma Campus students*****How often have you used the following campus resources so far this academic year?***

<i>Listed in order of utilization</i>		Mean	Not at All (0)	A Little (1)	Some (2)	A Lot (3)	N
	Health Center	0.39	<b>72.7%</b>	15.2%	12.1%	0.0%	33
	Photo Services/Photoland	0.36	<b>75.8%</b>	15.2%	6.1%	3.0%	33
	KEY Student Services	0.30	<b>78.8%</b>	12.1%	9.1%	0.0%	33
	Access Services for Students with Disabilities	0.29	<b>88.2%</b>	0.0%	5.9%	5.9%	34
	First Peoples' Advising Services	0.26	<b>85.3%</b>	2.9%	11.8%	0.0%	34
	Prime Time Advising (in "A" Dorm)	0.19	<b>87.5%</b>	6.3%	6.3%	0.0%	32
	Office of Veterans Affairs	0.19	<b>90.6%</b>	3.1%	3.1%	3.1%	32
	Child Care Services	0.18	<b>90.9%</b>	3.0%	3.0%	3.0%	33

**Tacoma Campus students**
***How often have you used the following campus resources so far this academic year?***

<i>Listed in order of utilization</i>		Mean	Not at All (0)	A Little (1)	Some (2)	A Lot (3)	N
	Police Services/Parking Services (including vehicle unlocks, safety escorts, food bank)	0.18	<b>90.9%</b>	3.0%	3.0%	3.0%	33
	Intercity Transit bus service	0.18	<b>90.9%</b>	3.0%	3.0%	3.0%	33
	Center for Community-Based Learning & Action (CCBLA) or on-site orientation	0.16	<b>87.5%</b>	9.4%	3.1%	0.0%	32
	College Recreation Center, Athletics, or recreation programs	0.12	<b>90.9%</b>	6.1%	3.0%	0.0%	33
	Residential Services (residential life programming)	0.09	<b>93.8%</b>	3.1%	3.1%	0.0%	32
	CARE Network	0.06	<b>97.0%</b>	0.0%	3.0%	0.0%	33