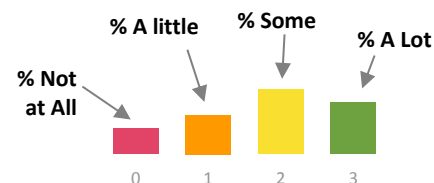


### How often have you used the following campus resources so far this academic year?

Students were asked how often they use certain campus resources. The resources below are listed in order of utilization. First-time, First-year respondents indicated that they used the following resources most often: Intercity Transit bus service and the Campus library. None of the First-time, First-year respondents responded that they used the CARE network.

### Legend for Mini Charts











### First-time, First-year respondents


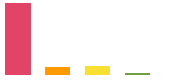

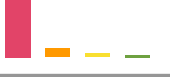




### How often have you used the following campus resources so far this academic year?

<i>Listed by level of utilization.</i>		Mean	Not at All (0)	A Little (1)	Some (2)	A Lot (3)	N
	Intercity Transit bus service	2.51	5.6%	7.0%	18.3%	<b>69.1%</b>	71
	Campus library	2.46	1.5%	9.0%	31.3%	<b>58.2%</b>	67
	Library digital/online databases and resources	1.90	14.1%	19.7%	28.2%	<b>38.0%</b>	71
	College Recreation Center (CRC), Athletics, or recreation programs	1.37	<b>31.0%</b>	25.4%	19.7%	23.9%	71
	Financial Aid Office or on-site Financial Aid Counselor	1.14	<b>34.3%</b>	30.0%	22.9%	12.9%	70
	Residential life programming (RAD)	1.01	32.4%	<b>38.0%</b>	25.4%	4.2%	71






**First-time, First-year respondents**
*How often have you used the following campus recourses so far this academic year?*

<i>Listed by level of utilization.</i>		Mean	Not at All (0)	A Little (1)	Some (2)	A Lot (3)	N
	Academic Advising Office, workshops, or Tacoma Student Services Coordinator	0.97	<b>39.4%</b>	28.2%	28.2%	4.2%	71
	Media Loan	0.90	<b>51.5%</b>	14.3%	27.1%	7.1%	70
	Campus Computing Resources	0.86	<b>60.5%</b>	9.9%	12.7%	16.9%	71
	Health Center	0.80	<b>43.7%</b>	38.0%	12.7%	5.6%	71
	Student Employment Services (such as using the job board or website for finding a job)	0.63	<b>57.8%</b>	28.2%	7.0%	7.0%	71
	Electronic Media (animation labs, audio recording, digital video/film editing, music technology labs)	0.56	<b>68.5%</b>	12.9%	12.9%	5.7%	70
	Counseling Center or on-site counselor	0.48	<b>69.1%</b>	19.7%	5.6%	5.6%	71
	Writing Center or writing tutors	0.43	<b>71.4%</b>	17.1%	8.6%	2.9%	70

**First-time, First-year respondents*****How often have you used the following campus recourses so far this academic year?***

<i>Listed by level of utilization.</i>		Mean	Not at All (0)	A Little (1)	Some (2)	A Lot (3)	N
	Police Services/Parking Services (including vehicle unlocks, safety escorts, food bank)	0.43	<b>67.2%</b>	24.3%	7.1%	1.4%	70
	Photo Services/Photoland	0.33	<b>80.0%</b>	8.6%	10.0%	1.4%	70
	Career Development Center (such as attending a career fair or using self-assessment and career development tools)	0.32	<b>77.5%</b>	14.1%	7.0%	1.4%	71
	Quantitative and Symbolic Reasoning Center (QuaSR) or Tutors	0.27	<b>82.8%</b>	10.0%	4.3%	2.9%	70
	First Peoples' Advising Services	0.23	<b>83.1%</b>	11.3%	5.6%	0.0%	71
	Access Services for Students with Disabilities	0.23	<b>85.9%</b>	8.5%	2.8%	2.8%	71
	KEY Student Services	0.15	<b>88.7%</b>	8.5%	1.4%	1.4%	71
	Center for Creative and Applied Media	0.13	<b>90.2%</b>	7.0%	2.8%	0.0%	71

**First-time, First-year respondents**
*How often have you used the following campus recourses so far this academic year?*

<i>Listed by level of utilization.</i>		Mean	Not at All (0)	A Little (1)	Some (2)	A Lot (3)	N
	Veterans Resource Center	0.13	<b>94.3%</b>	1.4%	1.4%	2.9%	70
	Center for Community-Based Learning & Action (CCBLA) or on-site orientation	0.13	<b>88.7%</b>	9.9%	1.4%	0.0%	71
	Prime Time Advising (in "A" Dorm)	0.10	<b>93.0%</b>	5.6%	0.0%	1.4%	71
	Child Care Services	0.06	<b>97.2%</b>	1.4%	0.0%	1.4%	71
	CARE Network	0.00	<b>100.0%</b>	0.0%	0.0%	0.0%	71