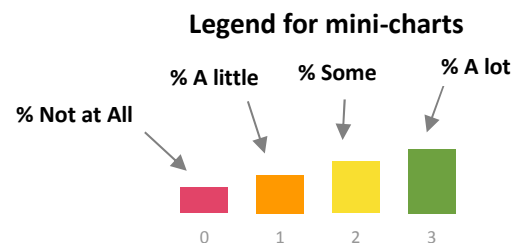










How often have you used the following campus resources so far this academic year?

Students were asked how often they use certain campus resources. The resources below are listed in order of utilization. Tacoma Campus respondents indicated that they used the following resources the most during the academic year: Library digital/online databases and resources, and Writing Center or writing tutors. Very few of the Tacoma Campus respondents used Residential life programming (RAD), Childcare Services, or the CARE network.









**Tacoma Campus students****How often have you used the following campus resources so far this academic year?**

<i>Listed in order of utilization</i>		Mean	Not at All (0)	A Little (1)	Some (2)	A Lot (3)	N
	Library digital/online databases and resources	1.72	15.0%	25.0%	32.5%	27.5%	40
	Writing Center or writing tutors	1.50	30.0%	20.0%	20.0%	30.0%	40
	Financial Aid Office or on-site Financial Aid Counselor	1.32	29.3%	24.4%	31.7%	14.6%	41
	Electronic Media (animation labs, audio recording, digital video/film editing, music technology labs)	1.20	32.5%	25.0%	32.5%	10.0%	40
	Campus Computing Resources	1.20	45.0%	12.5%	20.0%	22.5%	40







Tacoma Campus students***How often have you used the following campus resources so far this academic year?***

<i>Listed in order of utilization</i>		Mean	Not at All (0)	A Little (1)	Some (2)	A Lot (3)	N
	Academic Advising Office, workshops, or Tacoma Student Services Coordinator	1.20	35.0%	27.5%	20.0%	17.5%	40
	Quantitative and Symbolic Reasoning Center (QuaSR) or Tutors	0.95	61.0%	7.3%	7.3%	24.4%	41
	Media Loan	0.85	55.0%	17.5%	15.0%	12.5%	40
	Career Development Center (such as attending a career fair or using self-assessment and career development tools)	0.83	51.2%	22.0%	19.5%	7.3%	41
	Campus library	0.78	47.2%	36.1%	8.3%	8.3%	36
	Counseling Center or on-site counselor	0.73	67.5%	5.0%	15.0%	12.5%	40
	Student Employment Services (such as using the job board or website for finding a job)	0.54	69.2%	15.4%	7.7%	7.7%	39
	Access Services for Students with Disabilities	0.52	75.0%	7.5%	7.5%	10.0%	40

Tacoma Campus students***How often have you used the following campus resources so far this academic year?***

<i>Listed in order of utilization</i>		Mean	Not at All (0)	A Little (1)	Some (2)	A Lot (3)	N
	Center for Creative and Applied Media	0.39	78.0%	9.8%	7.3%	4.9%	41
	Veterans Resource Center	0.37	82.9%	2.4%	9.8%	4.9%	41
	Health Center	0.34	80.5%	7.3%	9.8%	2.4%	41
	Prime Time Advising (in "A" Dorm)	0.29	85.3%	4.9%	4.9%	4.9%	41
	First Peoples' Advising Services	0.28	85.0%	5.0%	7.5%	2.5%	40
	Police Services/Parking Services (including vehicle unlocks, safety escorts, food bank)	0.23	87.5%	2.5%	10.0%	0.0%	40
	Intercity Transit bus service	0.23	90.0%	0.0%	7.5%	2.5%	40
	Photo Services/Photoland	0.22	85.4%	7.3%	7.3%	0.0%	41

Tacoma Campus students***How often have you used the following campus resources so far this academic year?***

<i>Listed in order of utilization</i>		Mean	Not at All (0)	A Little (1)	Some (2)	A Lot (3)	N
	KEY Student Services	0.17	90.3%	2.4%	7.3%	0.0%	41
	College Recreation Center (CRC), Athletics, or recreation programs	0.17	87.8%	7.3%	4.9%	0.0%	41
	Center for Community-Based Learning & Action (CCBLA) or on-site orientation	0.17	90.3%	2.4%	7.3%	0.0%	41
	CARE Network	0.10	95.0%	0.0%	5.0%	0.0%	40
	Child Care Services	0.10	95.1%	0.0%	4.9%	0.0%	41
	Residential life programming (RAD)	0.10	95.1%	0.0%	4.9%	0.0%	41