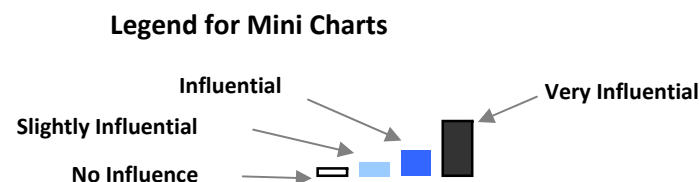


The Evergreen State College
Evergreen New Student Survey 2010
Olympia Campus - First-time, First-years



Factors in Decision to Attend Evergreen

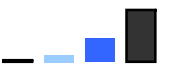
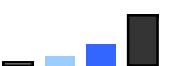








New students were asked to indicate how much influence a series of factors had in their decision to attend Evergreen. The factors with the highest mean responses for first-time, first-years were: Ability to study one subject or theme through multiple disciplines or perspectives, Opportunity to design my own education, and Ability to take integrated programs instead of individual classes. For transfer students the factors with the highest mean responses were: Ability to study in a specific field or discipline of your choice, Opportunity to design my own education, and Ability to study one study or theme through multiple disciplines or perspectives.

First time, First-years (N=471)








How much influence did the following factors have on your decision to attend Evergreen?

		Mean	No Influence (0)	Slightly Influential (1)	Influential (2)	Very Influential (3)	Missing
	<i>Skills Listed from Highest to Lowest Means</i>						
	Ability to study one subject or theme through multiple disciplines or perspectives (interdisciplinary learning)	2.62	1.3%	5.9%	22.2%	70.7%	11
	Opportunity to design my own education	2.59	1.5%	6.9%	22.8%	68.8%	10
	Ability to take integrated programs instead of individual classes	2.58	2.6%	8.2%	17.6%	71.6%	10
	Ability to study in variety of subjects	2.51	1.5%	7.4%	29.3%	61.7%	11
	Ability to study in a specific field or discipline of your choice	2.51	2.2%	7.2%	28.0%	62.6%	14

How much influence did the following factors have on your decision to attend Evergreen?

		Mean	No Influence (0)	Slightly Influential (1)	Influential (2)	Very Influential (3)	Missing
	<i>Skills Listed from Highest to Lowest Means</i>						
	Class size/close contact with faculty	2.50	2.0%	7.9%	28.2%	62.0%	13
	Natural beauty of the area	2.42	3.7%	10.7%	25.4%	60.2%	11
	Quality of faculty teaching	2.36	4.4%	8.3%	34.6%	52.7%	14
	Narrative evaluations instead of grades	2.28	5.4%	13.9%	27.7%	52.9%	12
	Ability to avoid studying subjects I'm not interested in	2.26	7.2%	13.7%	24.8%	54.2%	12
	Evergreen's reputation	2.24	5.6%	12.1%	35.3%	47.0%	9
	Students who have values and interests similar to my own	2.15	6.5%	16.7%	32.3%	44.5%	10
	Ability to apply learning through community projects in class and/or internship opportunities	2.02	7.4%	19.4%	37.3%	35.9%	12
	Opportunities for collaborative learning	1.95	7.5%	21.5%	39.7%	31.4%	15
	Ability to do independent study	1.80	13.8%	24.2%	30.1%	31.9%	13

How much influence did the following factors have on your decision to attend Evergreen?

		Mean	No Influence (0)	Slightly Influential (1)	Influential (2)	Very Influential (3)	Missing
	<i>Skills Listed from Highest to Lowest Means</i>						
	Cost of Attendance (tuition, living expenses)	1.66	13.4%	28.3%	37.1%	21.2%	8
	Ease of applying or getting accepted to Evergreen	1.51	22.8%	27.5%	26.0%	23.6%	10
	Availability of financial aid or scholarship	1.44	23.8%	30.3%	23.8%	22.1%	9
	Close to family and/or job commitments	1.07	47.1%	19.4%	12.9%	20.7%	12
	Athletics and Recreation programs	0.76	51.1%	29.2%	11.9%	7.8%	9
	Availability of classes in the evening	0.76	53.8%	25.9%	10.5%	9.8%	12
	Availability of classes on weekends	0.68	59.6%	21.6%	10.0%	8.7%	13