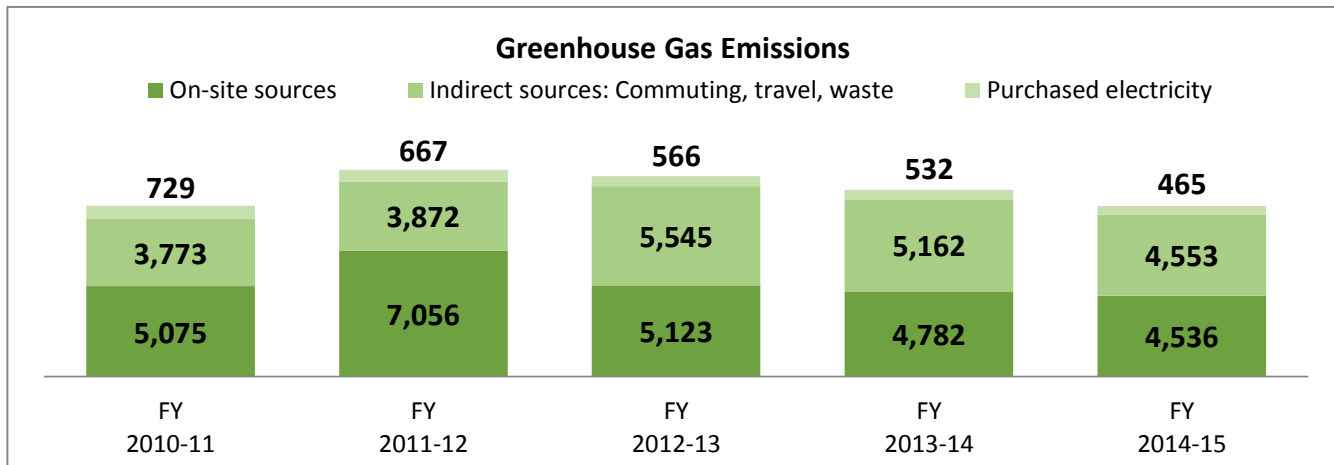


Core Theme 3: Environmental Stewardship and Social Justice

Objective 1: Environmentally Sustainable Institutional Operations (Improve)

Indicator 1:

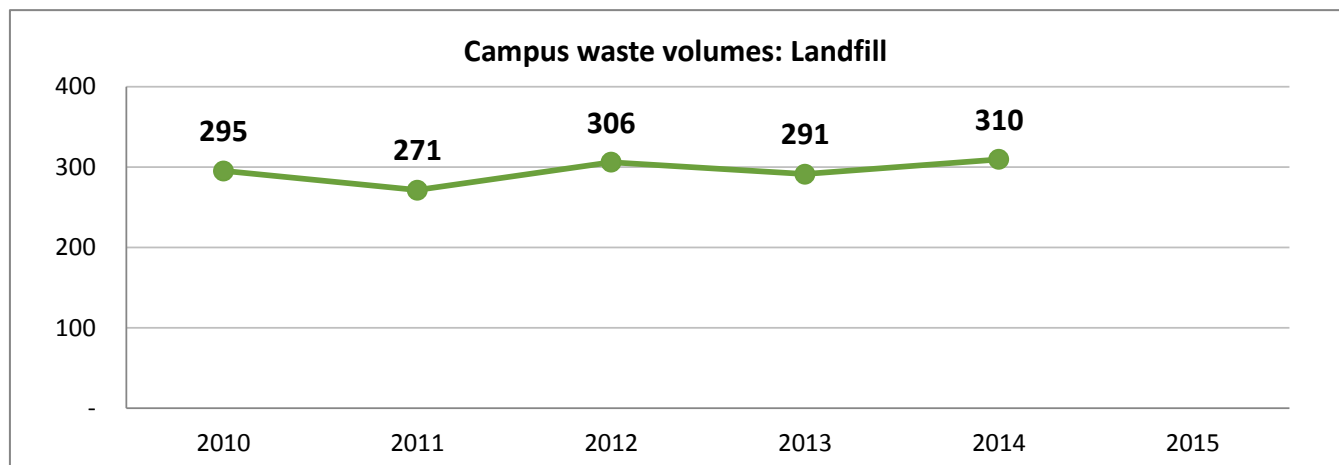


Greenhouse gas emissions/carbon footprint (metric tons of carbon dioxide equivalent; MTCDE)

Source: Office of Sustainability

in MTCDE	FY 2010-11	FY 2011-12	FY 2012-13	FY 2013-14	FY 2014-15
On-site sources	5,075	7,056	5,123	4,782	4,536
Indirect sources: Commuting, travel, waste	3,773	3,872	5,545	5,162	4,553
Purchased electricity	729	667	566	532	465
Total	9,577	11,595	11,234	10,476	9,554

Indicator 2:



Campus waste volumes – landfill

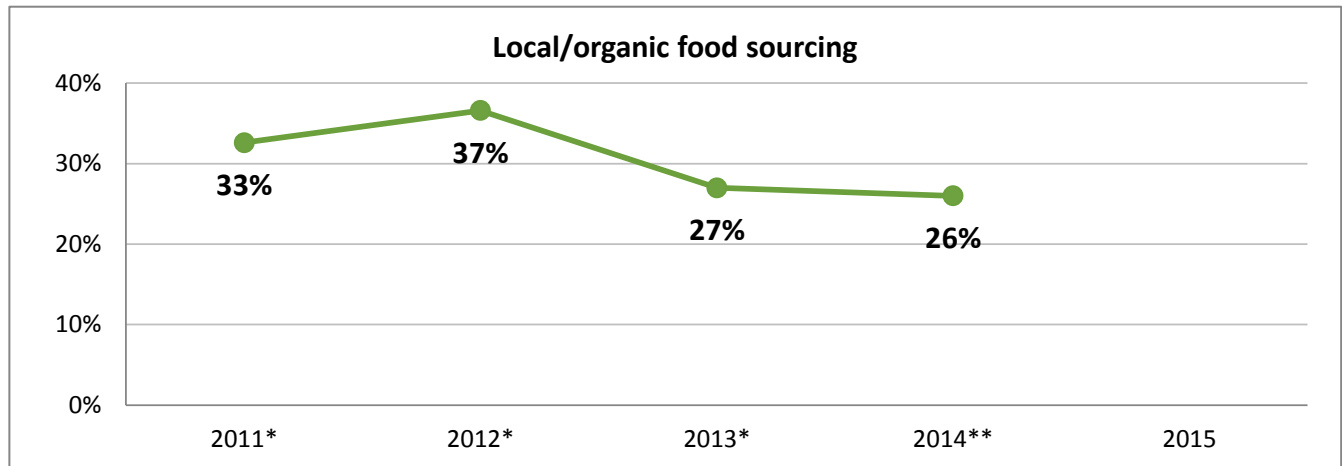
Source: Facilities

(in tons)	2010	2011	2012	2013	2014	2015
Landfill	295	271	306	291	310	Data not yet reported

Core Theme 3: Environmental Stewardship and Social Justice

Objective 1: Environmentally Sustainable Institutional Operations (Improve)

Indicator 3:



% Local/organic food sourcing in dollars

Source: Aramark & RAD

Flaming Eggplant & Aramark

Aramark Food Expenditures	2010	2011*	2012*	2013*	2014**	2015
% Local and/or organic food sources		33%	37%	27%	26%	Data not yet reported

* Calculated using AASHE Stars

** Calculated using Real Food Challenge