

Freshmen





































































































































**Percent of Freshmen NSSE respondents who indicated they had done/plan to do High Impact Practices (HIPs)**

<b>NSSE 2012 &amp; 2014 (n=183)</b>	Internship		Learning Community		Study Abroad		Faculty Research		Capstone		Service Learning	
<b>Sex</b>	<b>%</b>		<b>%</b>		<b>%</b>		<b>%</b>		<b>%</b>		<b>%</b>	
Female (n=102)	83		35		63		44		47 ▼		67	
Male	84		42		55		58		63		64	
<b>Low income</b>												
Low income (78)	77		44		53		46		64 ▲		54 ▼	
Not low income	88		34		64		54		47		74	
<b>Below Poverty</b>												
Below poverty (65)	80		45		52		45		66 ▲		54 ▼	
Not below poverty	85		34		64		53		48		72	
<b>First-generation</b>												
First-generation (46)	74		39		50		46		52		63	
Not First-generation	86		38		63		52		55		66	
<b>Disability</b>												
Disabled (9)	100 ✕		44 ✕		56 ✕		33 ✕		78 ✕		78 ✕	
Not Disabled	82 ✕		38 ✕		60 ✕		51 ✕		53 ✕		65 ✕	
<b>Non-Traditional Age</b>												
Non-Traditional Age (27)	67 ✕		59 ▲		35 ▼		52		69		59	
Traditional Age	86 ✕		34		64		50		52		67	
<b>Veteran</b>												
Veteran (5)	80 ✕		60 ✕		40 ✕		60 ✕		80 ✕		40 ✕	
Not a Veteran	83 ✕		38 ✕		60 ✕		50 ✕		53 ✕		66 ✕	
<b>Gay, Lesbian, Bisexual, Transgender, Queer, or Questioning</b>												
GLBTQQ (33)	82		34		70		55		58		64	
Not GLBTQQ	86		26		58		56		58		47	
<b>Race/ethnicity*</b>												
<b>All students</b>	<b>83</b>		<b>38</b>		<b>60</b>		<b>50</b>		<b>54</b>		<b>65</b>	
Hispanic (11)	82		27 ▼		73 ▲		46		82 ▲		55 ▼	
Black (11)	100 ▲		36		82 ▲		46		64 ▲		73 ▲	
American Indian (8)	100 ▲		43		75 ▲		38 ▼		63 ▲		63	
Asian (11)	82		36		72 ▲		55		46 ▼		55 ▼	
White (141)	86		38		61		50		54		67	

*\*Categories not mutually exclusive*

Seniors

**Percent of Senior NSSE respondents who indicated  
they had done/plan to do High Impact Practices (HIPs)**

<b>NSSE 2012 &amp; 2014 (n=369)</b>	Internship		Learning Community		Study Abroad		Faculty Research		Capstone		Service Learning	
<b>Sex</b>	<b>%</b>		<b>%</b>		<b>%</b>		<b>%</b>		<b>%</b>		<b>%</b>	
Female (n=240)	75		49		27		43		48		75	
Male	70		47		24		49		53		68	
<b>Low income</b>												
Low income (222)	76		52 ▲		24		47		53		78 ▲	
Not low income	70		42		29		42		45		64	
<b>Below Poverty</b>												
Below poverty (195)	76		54 ▲		23		45		52		80 ▲	
Not below poverty	70		41		29		45		47		65	
<b>First-generation</b>												
First-generation (132)	72		52		26		44		51		77	
Not First-generation	74		46		27		46		49		70	
<b>Disability</b>												
Disabled (33)	81		56		24		52		44		76	
Not Disabled	73		47		26		44		50		72	
<b>Non-Traditional Age</b>												
Non-Traditional Age (203)	72		48		20 ▼		39 ▼		49		79 ▲	
Traditional Age	75		48		34		52		51		65	
<b>Veteran</b>												
Veteran (21)	52 ▼		29		0 ▼		24 ▼		33		52 ▼	
Not a Veteran	74		49		28		46		51		74	
<b>Gay, Lesbian, Bisexual, Transgender, Queer, or Questioning</b>												
GLBTQQ (54)	78		43		30		48		50		72	
Not GLBTQQ	70		51		21		42		51		72	
<b>Race/ethnicity*</b>												
<b>All students</b>	<b>73</b>		<b>48</b>		<b>26</b>		<b>45</b>		<b>50</b>		<b>72</b>	
Hispanic (23)	78 ▲		57 ▲		26		52 ▲		61 ▲		83 ▲	
Black (20)	79 ▲		60 ▲		25		55 ▲		75 ▲		80 ▲	
American Indian (22)	55 ▼		41 ▼		27		55 ▲		36 ▼		82 ▲	
Asian (15)	53 ▼		27 ▼		33 ▲		33 ▼		33 ▼		53 ▼	
White (267)	74		46		26		44		46		68	

*\*Categories not mutually exclusive*