



## Civic Engagement Survey with Benchmark



During Fall 2010, how many courses did you take that . . . ?

If you have taken one course that included both of the below activities, please only count this course once. - Required volunteer hours as part of the course



	 National	 <b>Evergreen</b>
6 or more	1.64%	<b>1.30%</b>
5	1.24%	<b>0.87%</b>
4	1.36%	<b>0.22%</b>
3	1.79%	<b>1.08%</b>
2	3.57%	<b>3.90%</b>
1	13.45%	<b>16.70%</b>
0	76.95%	<b>75.92%</b>
<i>Total Respondents</i>	<i>22131</i>	<i>461</i>

During Fall 2010, how many courses did you take that . . . ?



If you have taken one course that included both of the below activities, please only count this course once. - Involved collaboration with a community organization in order to complete a project or research

	 National	 <b>Evergreen</b>
6 or more	1.32%	<b>0.87%</b>
5	0.89%	<b>1.08%</b>
4	1.30%	<b>1.30%</b>
3	2.28%	<b>0.87%</b>
2	5.55%	<b>5.42%</b>
1	19.10%	<b>24.30%</b>
0	69.55%	<b>66.16%</b>
<i>Total Respondents</i>	<i>21995</i>	<i>461</i>

Approximately how many times did you participate in the following activities during Fall 2010? - Serve an active role in solving a community issue or problem



	 National	 <b>Evergreen</b>
More than 5 times	7.80%	<b>11.73%</b>
4 - 5 times	3.73%	<b>2.13%</b>
2 - 3 times	12.63%	<b>9.33%</b>
1 time	17.42%	<b>13.60%</b>
Never	58.43%	<b>63.20%</b>
<i>Total Respondents</i>	<i>21963</i>	<i>375</i>

Approximately how many times did you participate in the following activities **during Fall 2010?** - Participate in a service-oriented group

	 National	 <b>Evergreen</b>
More than 5 times	13.85%	<b>13.83%</b>
4 - 5 times	5.27%	<b>3.72%</b>
2 - 3 times	14.47%	<b>8.24%</b>
1 time	17.71%	<b>11.17%</b>
Never	48.70%	<b>63.03%</b>
<i>Total Respondents</i>	<i>21984</i>	<i>376</i>



How many courses are you **currently** enrolled in that . . . ?

- Require volunteer hours as part of the course



	 National	 <b>Evergreen</b>
6 or more	0.83%	<b>0.24%</b>
5	1.01%	<b>0.49%</b>
4	1.17%	<b>0.00%</b>
3	1.11%	<b>0.24%</b>
2	2.29%	<b>0.98%</b>
1	11.25%	<b>22.44%</b>
0	82.34%	<b>75.61%</b>
<i>Total Respondents</i>	<i>21982</i>	<i>410</i>

How many courses are you **currently** enrolled in that . . . ?



- Involve collaboration with a community organization in order to complete a project or research

	 National	 <b>Evergreen</b>
6 or more	0.60%	<b>0.24%</b>
5	0.69%	<b>0.49%</b>
4	0.76%	<b>0.24%</b>
3	1.56%	<b>0.49%</b>
2	4.47%	<b>3.41%</b>
1	18.88%	<b>24.15%</b>
0	73.04%	<b>70.98%</b>
<i>Total Respondents</i>	<i>21828</i>	<i>410</i>



Approximately how many times did you participate in the following activities **during Fall 2010?** - Work for a non-profit or some other public service company

	 National	 <b>Evergreen</b>
More than 5 times	11.15%	<b>19.41%</b>
4 - 5 times	2.61%	<b>1.35%</b>
2 - 3 times	6.71%	<b>4.85%</b>
1 time	10.95%	<b>5.39%</b>
Never	68.58%	<b>69.00%</b>
<i>Total Respondents</i>	<i>21743</i>	<i>371</i>



Approximately how many times did you participate in the following activities **during Fall 2010?** - Serve as a mentor or tutor

	 National	 <b>Evergreen</b>
More than 5 times	15.56%	<b>14.67%</b>
4 - 5 times	3.22%	<b>4.27%</b>
2 - 3 times	7.85%	<b>5.60%</b>
1 time	9.77%	<b>8.80%</b>
Never	63.59%	<b>66.67%</b>
<i>Total Respondents</i>	<i>21748</i>	<i>375</i>



Approximately how many times did you participate in the following activities **during Fall 2010?** - Attend service trips (e.g., weekend, during breaks)

	 National	 <b>Evergreen</b>
More than 5 times	2.28%	<b>4.29%</b>
4 - 5 times	1.75%	<b>1.61%</b>
2 - 3 times	6.69%	<b>6.43%</b>
1 time	11.11%	<b>9.12%</b>
Never	78.17%	<b>78.55%</b>
<i>Total Respondents</i>	<i>21820</i>	<i>373</i>



**During Fall 2010, with which group(s) or organization(s) were the activities you participated in affiliated? - Active role in solving a community issue or problem**

	 National	 <b>Evergreen</b>
A group or organization <b>affiliated</b> with my college/university	48.46%	<b>15.04%</b>
A group or organization <b>not</b> affiliated with my college/university	34.54%	<b>61.65%</b>
Both	17.00%	<b>23.31%</b>
<i>Total Respondents</i>	<i>7484</i>	<i>133</i>



**During Fall 2010, with which group(s) or organization(s) were the activities you participated in affiliated? - Participation in service-oriented group**

	 National	 <b>Evergreen</b>
A group or organization <b>affiliated</b> with my college/university	52.39%	<b>19.55%</b>
A group or organization <b>not</b> affiliated with my college/university	32.34%	<b>63.16%</b>
Both	15.28%	<b>17.29%</b>
<i>Total Respondents</i>	<i>9243</i>	<i>133</i>



Approximately how many times did you participate in the following activities **during Fall 2010**? - Donate money, food, or goods to any groups or associations, either locally or nationally (e.g., charities, labor unions, professional associations, political or social groups, sports or youth groups)

	 National	 <b>Evergreen</b>
More than 5 times	11.50%	<b>11.41%</b>
4 - 5 times	8.20%	<b>6.90%</b>
2 - 3 times	26.61%	<b>19.89%</b>
1 time	22.78%	<b>15.92%</b>
Never	30.91%	<b>45.89%</b>
<i>Total Respondents</i>	<i>22007</i>	<i>377</i>



Approximately how many times did you participate in the following activities **during Fall 2010?** - Help to raise money for a charitable cause (besides donating money)

	 National	 <b>Evergreen</b>
More than 5 times	6.22%	<b>6.90%</b>
4 - 5 times	3.88%	<b>1.59%</b>
2 - 3 times	12.71%	<b>5.57%</b>
1 time	17.88%	<b>7.69%</b>
Never	59.32%	<b>78.25%</b>
<i>Total Respondents</i>	<i>21996</i>	<i>377</i>



Approximately how many times did you participate in the following activities **during Fall 2010?** - Participate in a one-time service project or event (e.g., day of service, volunteering at soup kitchen)

	 National	 <b>Evergreen</b>
More than 5 times	5.25%	<b>4.80%</b>
4 - 5 times	4.17%	<b>3.20%</b>
2 - 3 times	14.87%	<b>8.53%</b>
1 time	23.83%	<b>13.07%</b>
Never	51.89%	<b>70.40%</b>
<i>Total Respondents</i>	<i>21948</i>	<i>375</i>



To which of the following topics is your volunteer or service-oriented work related? (Check all that apply)

	 National	 <b>Evergreen</b>
Arts and culture	19.02%	<b>21.40%</b>
Criminal justice and violence protection	6.05%	<b>16.87%</b>
Community and economic development	22.76%	<b>29.22%</b>
Education - adult and ESL	8.91%	<b>10.29%</b>
Education - early childhood (infant to preschool)	8.56%	<b>8.23%</b>
Education - elementary	22.17%	<b>10.29%</b>
Education - middle and high school	17.90%	<b>18.52%</b>
Environment	19.06%	<b>27.98%</b>
Health and mental health	24.12%	<b>26.34%</b>
Homelessness and hunger	27.73%	<b>28.40%</b>
Immigration and refugees	5.47%	<b>9.05%</b>
Poverty reduction	13.34%	<b>13.99%</b>
Youth development (youth programs not associated with a school)	23.74%	<b>19.75%</b>
None of the above	11.07%	<b>13.17%</b>
<i>Total Respondents</i>	<i>15495</i>	<i>243</i>



**During Fall 2010, with which group(s) or organization(s) were the activities you participated in affiliated? - Mentoring or tutoring**

	 National	 <b>Evergreen</b>
A group or organization <b>&lt;b&gt;affiliated&lt;/b&gt;</b> with my college/university	46.81%	<b>22.69%</b>
A group or organization <b>&lt;b&gt;not&lt;/b&gt;</b> affiliated with my college/university	40.10%	<b>61.34%</b>
Both	13.10%	<b>15.97%</b>
<i>Total Respondents</i>	<i>6467</i>	<i>119</i>



**During Fall 2010, with which group(s) or organization(s) were the activities you participated in affiliated? - Service trips**

	 National	 <b>Evergreen</b>
A group or organization <b>affiliated</b> with my college/university	50.60%	<b>32.81%</b>
A group or organization <b>not</b> affiliated with my college/university	37.13%	<b>50.00%</b>
Both	12.28%	<b>17.19%</b>
<i>Total Respondents</i>	<i>3690</i>	<i>64</i>

In what capacity have you served in the following area(s) in the past year? - Arts and culture



	 National	 <b>Evergreen</b>
I <b>raised money</b> for this area.	24.85%	<b>16.67%</b>
I participated at <b>an event or short term project</b>. Usually a one- shot type of involvement.	56.82%	<b>39.58%</b>
I was involved on a <b>regular basis</b> for a period of time (e.g., once a week for an entire semester or service weekend/trip).	27.02%	<b>47.92%</b>
I <b>took a course</b> that served in this area.	19.74%	<b>22.92%</b>
I was <b>deeply involved</b> in this project or organization and dedicated to it. I had regular involvement for an extended period of time or an intense time period (e.g., service internship, several weeks or months intensive program).	20.53%	<b>25.00%</b>
I held a <b>leadership role</b>.	19.12%	<b>16.67%</b>
<i>Total Respondents</i>	<i>2406</i>	<i>48</i>

In what capacity have you served in the following area(s) in the past year? - Criminal justice and violence protection



	 National	 <b>Evergreen</b>
I <b>raised money</b> for this area.	20.53%	<b>22.86%</b>
I participated at <b>an event or short term project</b> . Usually a one-shot type of involvement.	47.55%	<b>37.14%</b>
I was involved on a <b>regular basis</b> for a period of time (e.g., once a week for an entire semester or service weekend/trip).	28.74%	<b>34.29%</b>
I <b>took a course</b> that served in this area.	19.21%	<b>14.29%</b>
I was <b>deeply involved</b> in this project or organization and dedicated to it. I had regular involvement for an extended period of time or an intense time period (e.g., service internship, several weeks or months intensive program).	18.68%	<b>34.29%</b>
I held a <b>leadership role</b> .	13.77%	<b>8.57%</b>
<i>Total Respondents</i>	<i>755</i>	<i><b>35</b></i>

In what capacity have you served in the following area(s) in the past year? - Community and economic development





	 National	 <b>Evergreen</b>
I <b>&lt;b&gt;raised money&lt;/b&gt;</b> for this area.	26.05%	<b>22.39%</b>
I participated at <b>&lt;b&gt;an event or short term project&lt;/b&gt;</b> . Usually a one-shot type of involvement.	57.59%	<b>50.75%</b>
I was involved on a <b>&lt;b&gt;regular basis&lt;/b&gt;</b> for a period of time (e.g., once a week for an entire semester or service weekend/trip).	25.95%	<b>34.33%</b>
I <b>&lt;b&gt;took a course&lt;/b&gt;</b> that served in this area.	13.12%	<b>29.85%</b>
I was <b>&lt;b&gt;deeply involved&lt;/b&gt;</b> in this project or organization and dedicated to it. I had regular involvement for an extended period of time or an intense time period (e.g., service internship, several weeks or months intensive program).	17.05%	<b>28.36%</b>
I held a <b>&lt;b&gt;leadership role&lt;/b&gt;</b> .	17.48%	<b>17.91%</b>
<i>Total Respondents</i>	<i>2775</i>	<i><b>67</b></i>



In what capacity have you served in the following area(s) in the past year? - Education - adult and ESL

	 National	 <b>Evergreen</b>
I <b>raised money</b> for this area.	7.33%	<b>12.00%</b>
I participated at <b>an event or short term project</b> . Usually a one-shot type of involvement.	32.23%	<b>36.00%</b>
I was involved on a <b>regular basis</b> for a period of time (e.g., once a week for an entire semester or service weekend/trip).	42.58%	<b>40.00%</b>
I <b>took a course</b> that served in this area.	15.29%	<b>8.00%</b>
I was <b>deeply involved</b> in this project or organization and dedicated to it. I had regular involvement for an extended period of time or an intense time period (e.g., service internship, several weeks or months intensive program).	21.89%	<b>24.00%</b>
I held a <b>leadership role</b> .	17.67%	<b>20.00%</b>
<i>Total Respondents</i>	<i>1092</i>	<i><b>25</b></i>



In what capacity have you served in the following area(s) in the past year? - Education - early childhood (infant to preschool)

	 National	 <b>Evergreen</b>
I <b>&lt;b&gt;raised money&lt;/b&gt;</b> for this area.	12.74%	<b>16.67%</b>
I participated at <b>&lt;b&gt;an event or short term project&lt;/b&gt;</b> . Usually a one-shot type of involvement.	40.49%	<b>27.78%</b>
I was involved on a <b>&lt;b&gt;regular basis&lt;/b&gt;</b> for a period of time (e.g., once a week for an entire semester or service weekend/trip).	34.79%	<b>27.78%</b>
I <b>&lt;b&gt;took a course&lt;/b&gt;</b> that served in this area.	19.96%	<b>0.00%</b>
I was <b>&lt;b&gt;deeply involved&lt;/b&gt;</b> in this project or organization and dedicated to it. I had regular involvement for an extended period of time or an intense time period (e.g., service internship, several weeks or months intensive program).	20.44%	<b>33.33%</b>
I held a <b>&lt;b&gt;leadership role&lt;/b&gt;</b> .	15.49%	<b>33.33%</b>
<i>Total Respondents</i>	<i>1052</i>	<i><b>18</b></i>



In what capacity have you served in the following area(s) in the past year? - Education - elementary

	 National	 <b>Evergreen</b>
I <b>&lt;b&gt;raised money&lt;/b&gt;</b> for this area.	9.73%	<b>21.74%</b>
I participated at <b>&lt;b&gt;an event or short term project&lt;/b&gt;</b> . Usually a one-shot type of involvement.	36.02%	<b>8.70%</b>
I was involved on a <b>&lt;b&gt;regular basis&lt;/b&gt;</b> for a period of time (e.g., once a week for an entire semester or service weekend/trip).	45.79%	<b>39.13%</b>
I <b>&lt;b&gt;took a course&lt;/b&gt;</b> that served in this area.	18.74%	<b>13.04%</b>
I was <b>&lt;b&gt;deeply involved&lt;/b&gt;</b> in this project or organization and dedicated to it. I had regular involvement for an extended period of time or an intense time period (e.g., service internship, several weeks or months intensive program).	21.08%	<b>39.13%</b>
I held a <b>&lt;b&gt;leadership role&lt;/b&gt;</b> .	15.63%	<b>39.13%</b>
<i>Total Respondents</i>	<i>2898</i>	<i><b>23</b></i>



In what capacity have you served in the following area(s) in the past year? - Education - middle and high school

	 National	 <b>Evergreen</b>
I <b>&lt;b&gt;raised money&lt;/b&gt;</b> for this area.	8.95%	<b>16.28%</b>
I participated at <b>&lt;b&gt;an event or short term project&lt;/b&gt;</b> . Usually a one-shot type of involvement.	35.18%	<b>39.53%</b>
I was involved on a <b>&lt;b&gt;regular basis&lt;/b&gt;</b> for a period of time (e.g., once a week for an entire semester or service weekend/trip).	42.68%	<b>37.21%</b>
I <b>&lt;b&gt;took a course&lt;/b&gt;</b> that served in this area.	18.16%	<b>16.28%</b>
I was <b>&lt;b&gt;deeply involved&lt;/b&gt;</b> in this project or organization and dedicated to it. I had regular involvement for an extended period of time or an intense time period (e.g., service internship, several weeks or months intensive program).	21.97%	<b>34.88%</b>
I held a <b>&lt;b&gt;leadership role&lt;/b&gt;</b> .	21.40%	<b>32.56%</b>
<i>Total Respondents</i>	<i>2280</i>	<i><b>43</b></i>



In what capacity have you served in the following area(s) in the past year? - Environment

	 National	 <b>Evergreen</b>
I <b>raised money</b> for this area.	18.43%	<b>13.11%</b>
I participated at <b>an event or short term project</b> . Usually a one-shot type of involvement.	64.72%	<b>52.46%</b>
I was involved on a <b>regular basis</b> for a period of time (e.g., once a week for an entire semester or service weekend/trip).	20.38%	<b>34.43%</b>
I <b>took a course</b> that served in this area.	15.23%	<b>37.70%</b>
I was <b>deeply involved</b> in this project or organization and dedicated to it. I had regular involvement for an extended period of time or an intense time period (e.g., service internship, several weeks or months intensive program).	13.45%	<b>32.79%</b>
I held a <b>leadership role</b> .	12.43%	<b>19.67%</b>
<i>Total Respondents</i>	<i>2350</i>	<i><b>61</b></i>

In what capacity have you served in the following area(s) in the past year? - Health and mental health



	 National	 <b>Evergreen</b>
I <b>&lt;b&gt;raised money&lt;/b&gt;</b> for this area.	27.22%	<b>17.86%</b>
I participated at <b>&lt;b&gt;an event or short term project&lt;/b&gt;</b> . Usually a one-shot type of involvement.	48.37%	<b>42.86%</b>
I was involved on a <b>&lt;b&gt;regular basis&lt;/b&gt;</b> for a period of time (e.g., once a week for an entire semester or service weekend/trip).	29.49%	<b>25.00%</b>
I <b>&lt;b&gt;took a course&lt;/b&gt;</b> that served in this area.	17.08%	<b>17.86%</b>
I was <b>&lt;b&gt;deeply involved&lt;/b&gt;</b> in this project or organization and dedicated to it. I had regular involvement for an extended period of time or an intense time period (e.g., service internship, several weeks or months intensive program).	20.98%	<b>35.71%</b>
I held a <b>&lt;b&gt;leadership role&lt;/b&gt;</b> .	17.28%	<b>28.57%</b>
<i>Total Respondents</i>	<i>2998</i>	<i><b>56</b></i>

In what capacity have you served in the following area(s) in the past year? - Homelessness and hunger



	 National	 <b>Evergreen</b>
I <b>raised money</b> for this area.	29.27%	<b>29.85%</b>
I participated at <b>an event or short term project</b>. Usually a one-shot type of involvement.	62.03%	<b>43.28%</b>
I was involved on a <b>regular basis</b> for a period of time (e.g., once a week for an entire semester or service weekend/trip).	18.51%	<b>35.82%</b>
I <b>took a course</b> that served in this area.	6.48%	<b>7.46%</b>
I was <b>deeply involved</b> in this project or organization and dedicated to it. I had regular involvement for an extended period of time or an intense time period (e.g., service internship, several weeks or months intensive program).	10.70%	<b>28.36%</b>
I held a <b>leadership role</b>.	9.01%	<b>14.93%</b>
<i>Total Respondents</i>	<i>3550</i>	<i><b>67</b></i>

In what capacity have you served in the following area(s) in the past year? - Immigration and refugees





	 National	 <b>Evergreen</b>
I <b>&lt;b&gt;raised money&lt;/b&gt;</b> for this area.	18.96%	<b>10.53%</b>
I participated at <b>&lt;b&gt;an event or short term project&lt;/b&gt;</b> . Usually a one-shot type of involvement.	44.86%	<b>57.89%</b>
I was involved on a <b>&lt;b&gt;regular basis&lt;/b&gt;</b> for a period of time (e.g., once a week for an entire semester or service weekend/trip).	31.84%	<b>36.84%</b>
I <b>&lt;b&gt;took a course&lt;/b&gt;</b> that served in this area.	13.46%	<b>26.32%</b>
I was <b>&lt;b&gt;deeply involved&lt;/b&gt;</b> in this project or organization and dedicated to it. I had regular involvement for an extended period of time or an intense time period (e.g., service internship, several weeks or months intensive program).	24.31%	<b>31.58%</b>
I held a <b>&lt;b&gt;leadership role&lt;/b&gt;</b> .	16.79%	<b>10.53%</b>
<i>Total Respondents</i>	<i>691</i>	<b><i>19</i></b>



In what capacity have you served in the following area(s) in the past year? - Poverty reduction

	 National	 <b>Evergreen</b>
I <b>&lt;b&gt;raised money&lt;/b&gt;</b> for this area.	33.13%	<b>25.81%</b>
I participated at <b>&lt;b&gt;an event or short term project&lt;/b&gt;</b> . Usually a one-shot type of involvement.	52.08%	<b>32.26%</b>
I was involved on a <b>&lt;b&gt;regular basis&lt;/b&gt;</b> for a period of time (e.g., once a week for an entire semester or service weekend/trip).	21.42%	<b>32.26%</b>
I <b>&lt;b&gt;took a course&lt;/b&gt;</b> that served in this area.	9.60%	<b>6.45%</b>
I was <b>&lt;b&gt;deeply involved&lt;/b&gt;</b> in this project or organization and dedicated to it. I had regular involvement for an extended period of time or an intense time period (e.g., service internship, several weeks or months intensive program).	14.30%	<b>38.71%</b>
I held a <b>&lt;b&gt;leadership role&lt;/b&gt;</b> .	13.70%	<b>12.90%</b>
<i>Total Respondents</i>	<i>1657</i>	<i><b>31</b></i>



**During Fall 2010, with which group(s) or organization(s) were the activities you participated in affiliated? - Participation in a one-time service project or event (e.g., day of service, volunteering at soup kitchen)**

	 National	 <b>Evergreen</b>
A group or organization <b>&lt;b&gt;affiliated&lt;/b&gt;</b> with my college/university	50.14%	<b>13.08%</b>
A group or organization <b>&lt;b&gt;not&lt;/b&gt;</b> affiliated with my college/university	34.56%	<b>70.09%</b>
Both	15.30%	<b>16.82%</b>
<i>Total Respondents</i>	<i>8689</i>	<i><b>107</b></i>



**Are you currently registered to vote?**

		National	 <b>Evergreen</b>
Yes		74.60%	<b>84.99%</b>
No		20.47%	<b>13.03%</b>
Not sure		4.90%	<b>1.98%</b>
<i>Total Respondents</i>		<i>20550</i>	<i><b>353</b></i>



About how often did you do each of the following **during Fall 2010?** - Give money to a candidate, political party, or organization supporting candidates

		National	 <b>Evergreen</b>
Daily		0.27%	<b>0.28%</b>
Weekly		0.36%	<b>0.28%</b>
Monthly		1.39%	<b>2.20%</b>
Once per semester/quarter		6.25%	<b>9.64%</b>
Never		91.63%	<b>87.60%</b>
<i>Total Respondents</i>		<i>19085</i>	<i><b>363</b></i>



About how often did you do each of the following **during Fall 2010?** - Express your opinion on an issue to a public official

		National	 <b>Evergreen</b>
Daily		2.01%	<b>2.47%</b>
Weekly		3.66%	<b>6.04%</b>
Monthly		7.09%	<b>10.99%</b>
Once per semester/quarter		15.39%	<b>20.05%</b>
Never		71.79%	<b>60.44%</b>
<i>Total Respondents</i>		<i>19061</i>	<i><b>364</b></i>



About how often did you do each of the following **during Fall 2010?** - Express your opinion on an issue through a media outlet (e.g., blog, newspaper, radio talk show)

		National	 <b>Evergreen</b>
Daily		1.69%	<b>3.90%</b>
Weekly		3.58%	<b>6.41%</b>
Monthly		6.08%	<b>8.36%</b>
Once per semester/quarter		9.52%	<b>9.47%</b>
Never		79.08%	<b>71.87%</b>
<i>Total Respondents</i>		<i>18747</i>	<i><b>359</b></i>



About how often did you do each of the following **during Fall 2010?** - Volunteer for a political organization or candidate running for office (e.g., work as a canvasser going door-to-door)

	 National	 <b>Evergreen</b>
Daily	0.56%	<b>0.28%</b>
Weekly	1.03%	<b>0.55%</b>
Monthly	1.54%	<b>0.83%</b>
Once per semester/quarter	5.46%	<b>4.16%</b>
Never	91.32%	<b>94.18%</b>
<i>Total Respondents</i>	<i>18977</i>	<i>361</i>



About how often did you do each of the following **during Fall 2010?** - Actively support a candidate during an election (e.g., wearing campaign buttons, convincing others to vote for a candidate, putting a sticker on car)

	 National	 <b>Evergreen</b>
Daily	2.25%	<b>2.77%</b>
Weekly	2.52%	<b>3.05%</b>
Monthly	3.61%	<b>4.43%</b>
Once per semester/quarter	12.98%	<b>9.42%</b>
Never	78.55%	<b>80.33%</b>
<i>Total Respondents</i>	<i>19016</i>	<i>361</i>



How many times did you take the following actions **during Fall 2010?** - Boycott a product because of a social concern/issue

	 National	 <b>Evergreen</b>
More than 5 times	7.98%	<b>26.69%</b>
4 - 5 times	2.71%	<b>4.21%</b>
2 - 3 times	10.11%	<b>16.01%</b>
1 time	13.58%	<b>15.17%</b>
Never	65.61%	<b>37.92%</b>
<i>Total Respondents</i>	<i>18705</i>	<i>356</i>



How many times did you take the following actions **during Fall 2010?** - Join a protest or demonstration concerned with a social concern/issue

	 National	 <b>Evergreen</b>
More than 5 times	1.00%	<b>1.97%</b>
4 - 5 times	1.06%	<b>1.69%</b>
2 - 3 times	4.81%	<b>6.76%</b>
1 time	11.65%	<b>14.08%</b>
Never	81.48%	<b>75.49%</b>
<i>Total Respondents</i>	<i>18619</i>	<i>355</i>



How many times did you take the following actions **during Fall 2010?** - Purposefully purchase some type of product because of its relationship to a social concern/issue

	 National	 <b>Evergreen</b>
More than 5 times	8.24%	<b>26.27%</b>
4 - 5 times	5.38%	<b>6.50%</b>
2 - 3 times	17.51%	<b>20.90%</b>
1 time	16.94%	<b>11.86%</b>
Never	51.95%	<b>34.46%</b>
<i>Total Respondents</i>	<i>18623</i>	<i>354</i>

How many times did you take the following actions **during Fall 2010?** - Contact a government or non-profit agency to get information about a social concern/issue



	 National	 <b>Evergreen</b>
More than 5 times	1.59%	<b>3.98%</b>
4 - 5 times	1.55%	<b>2.84%</b>
2 - 3 times	5.38%	<b>7.95%</b>
1 time	8.70%	<b>15.63%</b>
Never	82.78%	<b>69.60%</b>
<i>Total Respondents</i>	<i>18613</i>	<i>352</i>

Overall, how active are you in social/advocacy issues (e.g., LGBT rights, health care reform)?



	Mean	Difference	Std Dev	N	Top 2	Bottom 2	Rank
National 	1.92	0.33*	0.98	203 64	7.02%	76.12%	
<b>Evergreen</b> 	<b>2.25</b>	<b>---</b>	<b>1.09</b>	<b>356</b>	<b>13.48%</b>	<b>67.70%</b>	

1.80 1.91 2.03 2.14 2.25



\* Indicates statistical significance, p < .05

	 National	 <b>Evergreen</b>
Extremely active	2.25%	<b>5.34%</b>
Very active	4.77%	<b>8.15%</b>
Moderately active	16.86%	<b>18.82%</b>
Slightly active	34.96%	<b>41.85%</b>
Not at all active	41.17%	<b>25.84%</b>
<i>Total Respondents</i>	<i>20364</i>	<i>356</i>



How many groups (not online) focused on social/advocacy issues are you a member of (e.g., Amnesty International, women's rights group)?

	 National	 <b>Evergreen</b>
0	69.00%	<b>59.38%</b>
1	16.24%	<b>15.97%</b>
2	8.94%	<b>12.61%</b>
3	3.29%	<b>5.32%</b>
4	1.23%	<b>3.08%</b>
5	0.64%	<b>1.68%</b>
6	0.28%	<b>0.84%</b>
7	0.13%	<b>0.56%</b>
8	0.07%	<b>0.00%</b>
9	0.03%	<b>0.00%</b>
10 or more	0.17%	<b>0.56%</b>
<i>Total Respondents</i>	<i>20362</i>	<i>357</i>



Please indicate whether or not you voted in each of the most recent types of elections: - National elections

	 National	 <b>Evergreen</b>
Yes	55.23%	<b>70.72%</b>
No	42.36%	<b>27.35%</b>
Don't know	2.16%	<b>1.93%</b>
<i>Total Respondents</i>	<i>20765</i>	<i>362</i>



Please indicate whether or not you voted in each of the most recent types of elections: - State elections

		National	 <b>Evergreen</b>
Yes		45.25%	<b>62.88%</b>
No		51.91%	<b>34.63%</b>
Don't know		2.71%	<b>2.49%</b>
<i>Total Respondents</i>		<i>20733</i>	<b><i>361</i></b>



Please indicate whether or not you voted in each of the most recent types of elections: - Local elections

		National	 <b>Evergreen</b>
Yes		36.28%	<b>51.11%</b>
No		60.27%	<b>44.44%</b>
Don't know		3.29%	<b>4.44%</b>
<i>Total Respondents</i>		<i>20686</i>	<b><i>360</i></b>

Please indicate whether or not you voted in each of the most recent types of elections: - Campus elections



		National	 <b>Evergreen</b>
Yes		42.37%	<b>30.83%</b>
No		54.76%	<b>63.61%</b>
Don't know		2.83%	<b>5.56%</b>
<i>Total Respondents</i>		<i>20635</i>	<b><i>360</i></b>



How many **online** groups focused on social/advocacy issues are you a member of (e.g., groups on Facebook, discussion forums, Twitter)?

	 National	 <b>Evergreen</b>
0	46.61%	<b>45.79%</b>
1	13.82%	<b>10.67%</b>
2	15.47%	<b>14.33%</b>
3	9.76%	<b>11.80%</b>
4	4.73%	<b>4.78%</b>
5	4.10%	<b>4.21%</b>
6	1.29%	<b>1.12%</b>
7	0.71%	<b>0.56%</b>
8	0.39%	<b>0.00%</b>
9	0.10%	<b>0.28%</b>
10 or more	3.03%	<b>6.46%</b>
<i>Total Respondents</i>	<i>20380</i>	<i>356</i>

Please indicate your level of agreement with the following:

**Participating in volunteer and/or service work affiliated with this college/university has . . . - Helped me to learn about people with different backgrounds and perspectives**



	Mean	Difference	Std Dev	N	Top 2	Bottom 2	Rank
National 	3.96	0.13	1.01	124 32	70.49%	6.85%	
<b>Evergreen</b> 	<b>4.10</b>	<b>---</b>	<b>0.92</b>	<b>165</b>	<b>73.33%</b>	<b>3.64%</b>	
	3.80	3.88	3.95	4.03	4.10		

	 National	 <b>Evergreen</b>
Strongly agree	35.92%	<b>41.21%</b>
Somewhat agree	34.56%	<b>32.12%</b>
Neither agree nor disagree	22.67%	<b>23.03%</b>
Somewhat disagree	3.63%	<b>2.42%</b>
Strongly disagree	3.22%	<b>1.21%</b>
<i>Total Respondents</i>	<i>12432</i>	<i>165</i>

Please indicate your level of agreement with the following:

**Participating in volunteer and/or service work affiliated with this college/university has . . . - Helped me learn to tailor my communication style to effectively express, listen, and adapt to others**





	Mean	Difference	Std Dev	N	Top 2	Bottom 2	Rank
National 	3.87	0.23*	0.99	12406	66.65%	6.94%	
<b>Evergreen</b> 	<b>4.10</b>	<b>---</b>	<b>0.89</b>	<b>164</b>	<b>72.56%</b>	<b>3.05%</b>	
* Indicates statistical significance, p < .05							

	National	Evergreen
Strongly agree	30.12%	<b>40.85%</b>
Somewhat agree	36.53%	<b>31.71%</b>
Neither agree nor disagree	26.41%	<b>24.39%</b>
Somewhat disagree	4.00%	<b>2.44%</b>
Strongly disagree	2.94%	<b>0.61%</b>
Total Respondents	12406	<b>164</b>

Please indicate your level of agreement with the following:



Participating in volunteer and/or service work affiliated with this college/university has . . . - Taught me how to work collaboratively with others

	Mean	Difference	Std Dev	N	Top 2	Bottom 2	Rank
National 	3.96	0.14	0.96	12417	71.64%	5.85%	
<b>Evergreen</b> 	<b>4.10</b>	<b>---</b>	<b>0.94</b>	<b>164</b>	<b>70.73%</b>	<b>2.44%</b>	

	National	Evergreen
Strongly agree	32.91%	<b>43.29%</b>
Somewhat agree	38.73%	<b>27.44%</b>
Neither agree nor disagree	22.51%	<b>26.83%</b>
Somewhat disagree	3.21%	<b>0.61%</b>
Strongly disagree	2.63%	<b>1.83%</b>
Total Respondents	12417	<b>164</b>

Please indicate your level of agreement with the following:



Participating in volunteer and/or service work affiliated with this college/university has . . . - Made it easier for me to see things from other people's perspective

	Mean	Difference	Std Dev	N	Top 2	Bottom 2	Rank
National 	3.89	0.10	0.99	12381	67.62%	6.83%	
<b>Evergreen</b> 	<b>3.99</b>	<b>---</b>	<b>0.92</b>	<b>163</b>	<b>68.10%</b>	<b>4.29%</b>	
	3.70	3.77	3.85	3.92	3.99		

	National	Evergreen
Strongly agree	31.38%	<b>35.58%</b>
Somewhat agree	36.24%	<b>32.52%</b>
Neither agree nor disagree	25.55%	<b>27.61%</b>
Somewhat disagree	3.93%	<b>3.68%</b>
Strongly disagree	2.90%	<b>0.61%</b>
Total Respondents	12381	<b>163</b>

Please indicate your level of agreement with the following:

Participating in volunteer and/or service work affiliated with this college/university has . . . - Provided me with "real-life" experience for the skills I have learned in the classroom



	Mean	Difference	Std Dev	N	Top 2	Bottom 2	Rank
National 	3.81	0.24*	1.08	12384	63.27%	10.09%	
<b>Evergreen</b> 	<b>4.05</b>	<b>---</b>	<b>1.00</b>	<b>164</b>	<b>71.95%</b>	<b>6.10%</b>	
	3.70	3.79	3.88	3.96	4.05		



\* Indicates statistical significance, p < .05

	National	Evergreen
Strongly agree	32.47%	<b>42.07%</b>
Somewhat agree	30.80%	<b>29.88%</b>
Neither agree nor disagree	26.64%	<b>21.95%</b>
Somewhat disagree	5.93%	<b>3.66%</b>
Strongly disagree	4.17%	<b>2.44%</b>
Total Respondents	12384	<b>164</b>



Please indicate your level of agreement with the following:

Participating in volunteer and/or service work affiliated with this college/university has . . . - Helped me to formulate my own thoughts and ideas related to a particular topic or issue



	Mean	Difference	Std Dev	N	Top 2	Bottom 2	Rank
National 	3.87	0.26*	1.01	12405	66.14%	7.46%	
<b>Evergreen</b> 	<b>4.13</b>	<b>---</b>	<b>0.97</b>	<b>165</b>	<b>74.55%</b>	<b>4.85%</b>	
<div> <div>3.70</div> <div>3.81</div> <div>3.92</div> <div>4.02</div> <div>4.13</div> </div> <div>* Indicates statistical significance, p &lt; .05</div>							

	 National	 Evergreen
Strongly agree	31.46%	<b>45.45%</b>
Somewhat agree	34.68%	<b>29.09%</b>
Neither agree nor disagree	26.40%	<b>20.61%</b>
Somewhat disagree	4.28%	<b>3.03%</b>
Strongly disagree	3.18%	<b>1.82%</b>
Total Respondents	12405	<b>165</b>



In what capacity have you served in the following area(s) in the past year? - Youth development (youth programs not associated with a school)

	 National	 Evergreen
I <b>&lt;b&gt;raised money&lt;/b&gt;</b> for this area.	18.48%	<b>23.81%</b>
I participated at <b>&lt;b&gt;an event or short term project&lt;/b&gt;</b> . Usually a one-shot type of involvement.	43.43%	<b>33.33%</b>
I was involved on a <b>&lt;b&gt;regular basis&lt;/b&gt;</b> for a period of time (e.g., once a week for an entire semester or service weekend/trip).	33.23%	<b>33.33%</b>
I <b>&lt;b&gt;took a course&lt;/b&gt;</b> that served in this area.	8.75%	<b>14.29%</b>
I was <b>&lt;b&gt;deeply involved&lt;/b&gt;</b> in this project or organization and dedicated to it. I had regular involvement for an extended period of time or an intense time period (e.g., service internship, several weeks or months intensive program).	21.43%	<b>35.71%</b>
I held a <b>&lt;b&gt;leadership role&lt;/b&gt;</b> .	25.02%	<b>19.05%</b>
Total Respondents	2982	<b>42</b>



About how often did you do each of the following **during Fall 2010?** - Read publications that focused on a social concern/issue (e.g., books, academic journals, magazines)

	 National	 <b>Evergreen</b>
Daily	13.10%	<b>27.15%</b>
Weekly	21.02%	<b>26.32%</b>
Monthly	22.87%	<b>17.45%</b>
Once per semester/quarter	14.42%	<b>10.25%</b>
Never	28.56%	<b>18.84%</b>
<i>Total Respondents</i>	<i>18774</i>	<i>361</i>



About how often did you do each of the following **during Fall 2010?** - Participate in online communities, blogs, or websites related to a social issue/concern

	 National	 <b>Evergreen</b>
Daily	2.78%	<b>8.10%</b>
Weekly	4.84%	<b>10.06%</b>
Monthly	8.06%	<b>9.78%</b>
Once per semester/quarter	11.24%	<b>10.34%</b>
Never	73.03%	<b>61.73%</b>
<i>Total Respondents</i>	<i>18718</i>	<i>358</i>



About how often did you do each of the following **during Fall 2010?** - Watch a TV program or movie that focused on a social concern/issue

	 National	 <b>Evergreen</b>
Daily	9.58%	<b>11.05%</b>
Weekly	21.75%	<b>26.52%</b>
Monthly	29.02%	<b>28.45%</b>
Once per semester/quarter	20.00%	<b>12.98%</b>
Never	19.60%	<b>20.99%</b>
<i>Total Respondents</i>	<i>18797</i>	<i>362</i>



About how often did you do each of the following **during Fall 2010?** - Talk with friends or family about a social concern/issue

	 National	 <b>Evergreen</b>
Daily	22.74%	<b>41.60%</b>
Weekly	33.06%	<b>31.68%</b>
Monthly	23.30%	<b>15.70%</b>
Once per semester/quarter	11.28%	<b>6.06%</b>
Never	9.60%	<b>4.96%</b>
<i>Total Respondents</i>	<i>18859</i>	<i>363</i>



How many times did you take the following actions **during Fall 2010?** - Sign a petition to support a social concern/issue

	 National	 <b>Evergreen</b>
More than 5 times	3.22%	<b>7.61%</b>
4 - 5 times	3.86%	<b>6.20%</b>
2 - 3 times	17.66%	<b>22.82%</b>
1 time	28.12%	<b>31.27%</b>
Never	47.14%	<b>32.11%</b>
<i>Total Respondents</i>	<i>18670</i>	<i>355</i>



How many times did you take the following actions **during Fall 2010?** - Attend a formal discussion or lecture related to a particular social concern/issue

	 National	 <b>Evergreen</b>
More than 5 times	3.29%	<b>6.21%</b>
4 - 5 times	4.08%	<b>7.63%</b>
2 - 3 times	15.03%	<b>18.64%</b>
1 time	19.61%	<b>19.77%</b>
Never	57.98%	<b>47.74%</b>
<i>Total Respondents</i>	<i>18610</i>	<i>354</i>



How many times did you take the following actions **during Fall 2010?** - Encourage others to take action related to a social concern/issue

	 National	 <b>Evergreen</b>
More than 5 times	8.29%	<b>16.95%</b>
4 - 5 times	6.16%	<b>10.17%</b>
2 - 3 times	16.80%	<b>22.03%</b>
1 time	16.52%	<b>15.25%</b>
Never	52.23%	<b>35.59%</b>
<i>Total Respondents</i>	<i>18624</i>	<i>354</i>

Which of the following actions did you take **during Fall 2010**? (Check all that apply)



	 National	 <b>Evergreen</b>
Quit or not take a job for reasons related to a social concern/issue	2.59%	<b>7.65%</b>
Enroll in a course for the sole purpose of learning more about a social concern/issue	19.98%	<b>27.20%</b>
Participate in a particular club or organization related to a social concern/issue	23.00%	<b>23.23%</b>
Vote for a political candidate because of his or her position on a social concern/issue	30.45%	<b>39.66%</b>
Attend a conference about a social concern/issue	16.94%	<b>19.26%</b>
None of the above	44.31%	<b>33.14%</b>
<i>Total Respondents</i>	<i>18433</i>	<i>353</i>

Please indicate your level of agreement with the following statements: - I believe that being able to interact with individuals with different backgrounds and perspectives will help me after college.



	Mean	Difference	Std Dev	N	Top 2	Bottom 2	Rank
National 	4.57	0.23*	0.78	19677	90.25%	2.41%	
<b>Evergreen</b> 	<b>4.80</b>	<b>---</b>	<b>0.53</b>	<b>351</b>	<b>95.44%</b>	<b>0.28%</b>	

4.40 4.50 4.60 4.70 4.80



\* Indicates statistical significance, p < .05

	 National  <b>Evergreen</b>
Strongly agree	70.26% <b>84.90%</b>
Somewhat agree	19.99% <b>10.54%</b>
Neither agree nor disagree	7.33% <b>4.27%</b>
Somewhat disagree	1.18% <b>0.00%</b>
Strongly disagree	1.23% <b>0.28%</b>
<i>Total Respondents</i>	<i>19677</i> <b>351</b>



Please answer the following questions: - Are you a member of at least one student club or organization this semester/quarter?

	 National  <b>Evergreen</b>
Yes	62.61% <b>26.29%</b>
No	37.39% <b>73.71%</b>
<i>Total Respondents</i>	<i>19649</i> <b>350</b>



Please answer the following questions: - Are you involved in at least one intramural group, club sport, or organized fitness activity on campus this semester/quarter?

	 National  <b>Evergreen</b>
Yes	35.34% <b>9.77%</b>
No	64.66% <b>90.23%</b>
<i>Total Respondents</i>	<i>19523</i> <b>348</b>



What is your current class standing?

	 National  <b>Evergreen</b>
First year/Freshman	19.47% <b>5.14%</b>
Sophomore	20.62% <b>12.00%</b>
Junior	24.57% <b>27.14%</b>
Senior	27.27% <b>44.57%</b>
Graduate student	6.82% <b>10.00%</b>
Non-degree seeking	0.34% <b>0.57%</b>
Other	0.89% <b>0.57%</b>
<i>Total Respondents</i>	<i>19232</i> <b>350</b>

What is your current enrollment status?



	 National	 <b>Evergreen</b>
Full time	92.67%	<b>87.50%</b>
Less than full time	7.33%	<b>12.50%</b>
<i>Total Respondents</i>	<i>19366</i>	<i>344</i>

#### In which subject area is your major?



	 National	 <b>Evergreen</b>
Business	12.61%	<b>3.44%</b>
Computer Science	1.81%	<b>2.87%</b>
Education	6.59%	<b>6.59%</b>
Engineering	4.57%	<b>0.29%</b>
Health Sciences	11.78%	<b>5.16%</b>
Interdisciplinary	1.00%	<b>4.58%</b>
Liberal Arts/Humanities	12.41%	<b>17.77%</b>
Mathematics	1.81%	<b>1.43%</b>
Physical Sciences	8.43%	<b>10.89%</b>
Social Sciences	14.92%	<b>14.90%</b>
Technology	0.48%	<b>0.86%</b>
Visual and Performing Arts	3.38%	<b>6.30%</b>
I have more than one major	5.17%	<b>9.46%</b>
Undecided	3.09%	<b>4.58%</b>
Other	7.94%	<b>9.17%</b>
Not applicable/I do not have a major.	0.82%	<b>1.72%</b>
<i>Total Respondents</i>	<i>18282</i>	<i>349</i>

#### Where do you currently live?





	 National	 <b>Evergreen</b>
On campus (e.g., residence hall, apartment, family housing)	46.11%	<b>15.14%</b>
On campus, in fraternity or sorority housing	1.59%	<b>0.00%</b>
Off campus, in fraternity or sorority housing	0.31%	<b>0.00%</b>
Off campus, alone or with friends/roommates	27.62%	<b>44.00%</b>
Off campus, with my parent(s)/guardian(s)	12.23%	<b>4.00%</b>
Off campus, with my spouse/partner/children	10.31%	<b>32.86%</b>
I am currently studying abroad.	0.89%	<b>2.00%</b>
Other	0.57%	<b>2.00%</b>
<i>Total Respondents</i>	<i>19671</i>	<i>350</i>



#### What is your biological sex?

	 National	 <b>Evergreen</b>
Female	63.87%	<b>60.46%</b>
Male	34.13%	<b>32.66%</b>
I prefer to not respond to this question.	1.94%	<b>6.88%</b>
<i>Total Respondents</i>	<i>19173</i>	<i>349</i>



#### Which term best describes your sexual orientation?

	 National	 Evergreen
Asexual	6.16%	<b>2.29%</b>
Bisexual	3.17%	<b>8.02%</b>
Gay	1.58%	<b>0.57%</b>
Heterosexual	79.37%	<b>62.46%</b>
Lesbian	0.80%	<b>3.44%</b>
Queer	0.90%	<b>6.30%</b>
Questioning	0.84%	<b>2.01%</b>
Other	0.89%	<b>4.58%</b>
I prefer to not respond to this question.	6.28%	<b>10.32%</b>
<i>Total Respondents</i>	<i>18640</i>	<i>349</i>



#### With which category do you most identify?

	 National	 Evergreen
Asian/Pacific Islander	7.33%	<b>3.15%</b>
Black/African American	4.45%	<b>2.01%</b>
Latino(a)/Hispanic	4.84%	<b>4.01%</b>
Middle Eastern	0.90%	<b>0.57%</b>
Indigenous/Native American	0.67%	<b>2.01%</b>
White	72.12%	<b>67.34%</b>
Multiracial	4.01%	<b>8.88%</b>
I prefer to not respond to this question.	5.67%	<b>12.03%</b>
<i>Total Respondents</i>	<i>19656</i>	<i>349</i>



#### Are you an international student (holding a SEVIS visa group: F1, F2, J1, J2, BE, BP, B1, B2, WB, WP)?

	 National	 Evergreen
Yes	3.50%	<b>0.29%</b>
No	96.50%	<b>99.71%</b>
<i>Total Respondents</i>	<i>19173</i>	<i>347</i>

#### Have you ever been enlisted in any branch of the US military (active duty, veteran, national guard, or reserves)?



		National		Evergreen
Yes		2.40%		6.61%
No		97.60%		93.39%
Total Respondents		19603		348

How old are you?

	Mean	Difference	Std Dev	N	Top 24	Bottom 24	Rank
National 	22.13	6.06*	5.75	19177	2.42%	97.36%	
Evergreen 	28.19	---	10.92	345	14.78%	85.22%	



22.00 23.55 25.10 26.64 28.19

\* Indicates statistical significance, p < .05



	 National	 Evergreen
Younger than 18	0.24%	<b>0.29%</b>
18	9.35%	<b>4.93%</b>
19	18.81%	<b>6.67%</b>
20	20.14%	<b>10.43%</b>
21	18.44%	<b>13.04%</b>
22	12.40%	<b>9.57%</b>
23	4.03%	<b>5.51%</b>
24	2.54%	<b>4.35%</b>
25	1.79%	<b>4.06%</b>
26	1.58%	<b>2.61%</b>
27	1.25%	<b>1.45%</b>
28	1.06%	<b>2.90%</b>
29	0.93%	<b>2.61%</b>
30	0.86%	<b>4.35%</b>
31	0.64%	<b>2.90%</b>
32	0.60%	<b>1.45%</b>
33	0.49%	<b>2.03%</b>
34	0.36%	<b>1.45%</b>
35	0.41%	<b>0.58%</b>
36	0.37%	<b>0.87%</b>
37	0.29%	<b>0.58%</b>
38	0.25%	<b>0.58%</b>
39	0.28%	<b>0.58%</b>
40	0.24%	<b>1.45%</b>
41	0.21%	<b>0.00%</b>
42	0.19%	<b>0.87%</b>
43	0.23%	<b>1.45%</b>
44	0.17%	<b>0.87%</b>
45	0.20%	<b>0.58%</b>
46	0.18%	<b>1.45%</b>
47	0.13%	<b>0.58%</b>
48	0.15%	<b>0.29%</b>
49	0.10%	<b>0.58%</b>
50	0.09%	<b>0.58%</b>
51	0.13%	<b>0.87%</b>
52	0.16%	<b>0.87%</b>
53	0.10%	<b>0.58%</b>
54	0.10%	<b>0.87%</b>

54	0.10%	<b>0.87%</b>
55	0.10%	<b>0.87%</b>
56	0.09%	<b>0.87%</b>
57	0.05%	<b>0.29%</b>
58	0.04%	<b>0.29%</b>
59	0.06%	<b>0.29%</b>
60	0.02%	<b>0.00%</b>
61	0.03%	<b>0.58%</b>
62	0.03%	<b>0.58%</b>
63	0.02%	<b>0.29%</b>
64	0.03%	<b>0.00%</b>
65+	0.05%	<b>0.29%</b>
<i>Total Respondents</i>	<i>19177</i>	<i>345</i>



#### Did you transfer to this institution?

	 National	 <b>Evergreen</b>
Yes, from a four-year college or university	9.80%	<b>16.62%</b>
Yes, from a two-year college	11.86%	<b>41.26%</b>
No	78.34%	<b>42.12%</b>
<i>Total Respondents</i>	<i>19627</i>	<i>349</i>



#### How many hours do you typically spend studying each week?

	 National	 <b>Evergreen</b>
Zero	1.04%	<b>0.29%</b>
1 - 5 hours	16.58%	<b>9.77%</b>
6 - 10 hours	25.13%	<b>18.68%</b>
11 - 15 hours	19.92%	<b>19.25%</b>
16 - 20 hours	16.20%	<b>20.98%</b>
21 - 25 hours	8.89%	<b>8.05%</b>
26 - 30 hours	5.52%	<b>6.32%</b>
More than 30 hours	6.72%	<b>16.67%</b>
<i>Total Respondents</i>	<i>19638</i>	<i>348</i>



How many hours (during the academic year) do you typically work for pay?

	 National	 <b>Evergreen</b>
I do not work for pay during the academic year.	36.82%	<b>36.78%</b>
1 - 10 hours per week	21.90%	<b>11.49%</b>
11 - 15 hours per week	13.14%	<b>11.21%</b>
16 - 20 hours per week	11.29%	<b>18.68%</b>
21 - 35 hours per week	8.94%	<b>7.76%</b>
36 - 40 hours per week	4.16%	<b>8.33%</b>
41+ hours per week	3.75%	<b>5.75%</b>
<i>Total Respondents</i>	<i>19633</i>	<i>348</i>

Are you the first in your family to go to college (i.e., neither of your parents/guardians or siblings have attended any college)?



	 National	 <b>Evergreen</b>
Yes	16.28%	<b>23.56%</b>
No	83.72%	<b>76.44%</b>
<i>Total Respondents</i>	<i>19615</i>	<i>348</i>

What is your approximate cumulative GPA?

	 National	 Evergreen
4.0 or higher	4.61%	0.00%
3.9	7.00%	0.00%
3.8	8.57%	0.00%
3.7	8.99%	0.00%
3.6	7.75%	0.00%
3.5	9.82%	0.00%
3.4	7.54%	0.00%
3.3	6.97%	0.00%
3.2	6.70%	0.00%
3.1	4.57%	0.00%
3.0	7.84%	0.00%
2.9	3.88%	0.00%
2.8	3.81%	0.00%
2.7	2.63%	0.00%
2.6	1.68%	0.00%
2.5	2.39%	0.00%
2.4	0.96%	0.00%
2.3	0.92%	0.00%
2.2	0.63%	0.00%
2.1	0.40%	0.00%
2.0	0.77%	0.00%
1.9	0.23%	0.00%
1.8	0.21%	0.00%
1.7	0.09%	0.00%
1.6	0.05%	0.00%
1.5	0.07%	0.00%
1.4	0.04%	0.00%
1.3	0.02%	0.00%
1.2	0.03%	0.00%
1.1	0.01%	0.00%
1.0	0.01%	0.00%
.9	0.01%	0.00%
.8	0.00%	0.00%
.7	0.01%	0.00%
.6	0.00%	0.00%
.5	0.00%	0.00%
.4	0.00%	0.00%
.3	0.01%	0.00%



.3	0.01%	<b>0.00%</b>
.2	0.01%	<b>0.00%</b>
.1	0.00%	<b>0.00%</b>
0	0.03%	<b>0.00%</b>
Not applicable/I do not have a GPA yet.	0.76%	<b>0.00%</b>
<i>Total Respondents</i>	<i>18770</i>	<i>0</i>

If you could start over again, would you still go to the same college/university?



	Mean	Difference	Std Dev	N	Top 1	Bottom 1	Rank
National 	3.21	0.17*	0.81	19628	41.56%	3.83%	
<b>Evergreen</b> 	<b>3.38</b>	<b>---</b>	<b>0.76</b>	<b>350</b>	<b>52.57%</b>	<b>2.57%</b>	
	3.10 3.17 3.24 3.31 3.38						* Indicates statistical significance, p < .05

	National	Evergreen
Definitely yes	41.56%	<b>52.57%</b>
Probably yes	41.86%	<b>35.14%</b>
Probably no	12.75%	<b>9.71%</b>
Definitely no	3.83%	<b>2.57%</b>
<i>Total Respondents</i>	<i>19628</i>	<i>350</i>



Will you be enrolled at this college/university next semester/quarter?

	Mean	Difference	Std Dev	N	Top 1	Bottom 1	Rank
National 	3.77	-0.22*	0.61	16315	84.71%	2.59%	
<b>Evergreen</b> 	<b>3.55</b>	<b>---</b>	<b>0.82</b>	<b>264</b>	<b>70.83%</b>	<b>4.92%</b>	
	3.40 3.49 3.59 3.68 3.77						* Indicates statistical significance, p < .05





	 National	 <b>Evergreen</b>
Definitely yes	70.20%	<b>53.43%</b>
Probably yes	8.72%	<b>13.71%</b>
Probably no	1.81%	<b>4.57%</b>
Definitely no	2.14%	<b>3.71%</b>
Not applicable/Graduating	17.13%	<b>24.57%</b>
<i>Total Respondents</i>	<i>19688</i>	<i>350</i>

#### Do you identify as transgendered?



	 National	 <b>Evergreen</b>
Yes	0.38%	<b>1.71%</b>
No	97.27%	<b>92.57%</b>
I prefer to not respond to this question.	2.35%	<b>5.71%</b>
<i>Total Respondents</i>	<i>16541</i>	<i>350</i>



#### Are you a member of an intercollegiate (e.g., NCAA, NAIA) athletic team?

	 National	 <b>Evergreen</b>
Yes (please specify your sport(s))	7.26%	<b>2.03%</b>
No	92.74%	<b>97.97%</b>
<i>Total Respondents</i>	<i>18606</i>	<i>345</i>

#### Please indicate your level of agreement with the following:



**Participating in volunteer and/or service work affiliated with this college/university has . . .** - Made me realize my own role in providing solutions to various issues and challenges impacting my community (local, state, national, global)



	Mean	Difference	Std Dev	N	Top 2	Bottom 2	Rank
National 	3.76	0.15	0.99	12365	61.35%	8.02%	
<b>Evergreen</b> 	<b>3.91</b>	<b>---</b>	<b>1.01</b>	<b>161</b>	<b>66.46%</b>	<b>6.21%</b>	
	3.60	3.68	3.76	3.83	3.91		

		National		Evergreen
Strongly agree		25.76%		<b>34.16%</b>
Somewhat agree		35.59%		<b>32.30%</b>
Neither agree nor disagree		30.63%		<b>27.33%</b>
Somewhat disagree		5.01%		<b>3.11%</b>
Strongly disagree		3.01%		<b>3.11%</b>
Total Respondents		12365		<b>161</b>

Please indicate your level of agreement with the following:



Participating in volunteer and/or service work affiliated with this college/university has . . . - Contributed to my sense of who I am as a person



	Mean	Difference	Std Dev	N	Top 2	Bottom 2	Rank
National 	3.82	0.03	1.02	12393	64.00%	8.42%	
Evergreen 	<b>3.85</b>	---	<b>0.96</b>	<b>163</b>	<b>61.96%</b>	<b>5.52%</b>	
	3.70	3.74	3.78	3.81	3.85		

		National		Evergreen
Strongly agree		29.79%		<b>30.67%</b>
Somewhat agree		34.21%		<b>31.29%</b>
Neither agree nor disagree		27.57%		<b>32.52%</b>
Somewhat disagree		4.99%		<b>3.68%</b>
Strongly disagree		3.44%		<b>1.84%</b>
Total Respondents		12393		<b>163</b>

Please indicate your level of agreement with the following:



Participating in volunteer and/or service work affiliated with this college/university has . . . - Helped me to improve my leadership skills



	Mean	Difference	Std Dev	N	Top 2	Bottom 2	Rank
National 	3.85	0.10	1.02	12387	65.01%	7.79%	
Evergreen 	<b>3.95</b>	---	<b>0.95</b>	<b>163</b>	<b>66.26%</b>	<b>4.91%</b>	
	3.70	3.76	3.83	3.89	3.95		

		National		Evergreen
Strongly agree		31.35%		<b>34.97%</b>
Somewhat agree		33.66%		<b>31.29%</b>
Neither agree nor disagree		27.20%		<b>28.83%</b>
Somewhat disagree		4.70%		<b>3.68%</b>
Strongly disagree		3.09%		<b>1.23%</b>
Total Respondents		12387		<b>163</b>

Please indicate your level of agreement with the following:



Participating in volunteer and/or service work affiliated with this college/university has . . . - Helped me to take initiative



	Mean	Difference	Std Dev	N	Top 2	Bottom 2	Rank
National 	3.85	0.02	1.00	12363	65.19%	7.41%	
Evergreen 	<b>3.86</b>	---	<b>0.99</b>	<b>161</b>	<b>61.49%</b>	<b>6.21%</b>	
	3.70	3.74	3.78	3.82	3.86		

		National		Evergreen
Strongly agree		29.90%		<b>32.92%</b>
Somewhat agree		35.28%		<b>28.57%</b>
Neither agree nor disagree		27.40%		<b>32.30%</b>
Somewhat disagree		4.39%		<b>4.35%</b>
Strongly disagree		3.02%		<b>1.86%</b>
Total Respondents		12363		<b>161</b>



Please indicate your level of agreement with the following:



Participating in volunteer and/or service work affiliated with this college/university has . . . - Shown me how I can take on a larger role in helping communities face challenges

	Mean	Difference	Std Dev	N	Top 2	Bottom 2	Rank
National 	3.80	0.06	1.00	12365	63.53%	8.08%	
Evergreen 	<b>3.86</b>	---	<b>1.04</b>	<b>163</b>	<b>60.74%</b>	<b>6.75%</b>	
	3.60	3.67	3.73	3.80	3.86		



		National		Evergreen
Strongly agree		28.00%		34.97%
Somewhat agree		35.53%		25.77%
Neither agree nor disagree		28.39%		32.52%
Somewhat disagree		4.86%		3.68%
Strongly disagree		3.22%		3.07%
Total Respondents		12365		163



Please indicate your level of agreement with the following statements: - I often connect what I am learning in my courses to the programs and activities that I am involved in.

	Mean	Difference	Std Dev	N	Top 2	Bottom 2	Rank
National 	3.94	0.42*	1.02	196 94	70.16%	8.53%	
Evergreen 	4.36	---	0.94	352	82.67%	3.98%	
<div> <div></div> <div>3.80</div> <div>3.94</div> <div>4.08</div> <div>4.22</div> <div>4.36</div> </div>							
* Indicates statistical significance, p < .05							



		National		Evergreen
Strongly agree		35.04%		59.38%
Somewhat agree		35.12%		23.30%
Neither agree nor disagree		21.31%		13.35%
Somewhat disagree		5.64%		1.70%
Strongly disagree		2.89%		2.27%
Total Respondents		19694		352

Please indicate your level of agreement with the following statements: - I often see connections between what I am learning in class and local, national and/or global news and events.



	Mean	Difference	Std Dev	N	Top 2	Bottom 2	Rank
National 	4.00	0.40*	1.01	196 65	73.90%	8.51%	
Evergreen 	4.40	---	0.93	351	86.32%	5.13%	
<div> <div></div> <div>3.95</div> <div>4.06</div> <div>4.18</div> <div>4.29</div> <div>4.40</div> </div>							
* Indicates statistical significance, p < .05							

		National		Evergreen
Strongly agree		36.97%		61.25%
Somewhat agree		36.93%		25.07%
Neither agree nor disagree		17.59%		8.55%
Somewhat disagree		5.87%		2.85%
Strongly disagree		2.64%		2.28%
Total Respondents		19665		351



Please indicate your level of agreement with the following statements: - I often use the content I am learning in class outside of the classroom.

	Mean	Difference	Std Dev	N	Top 2	Bottom 2	Rank
National 	4.07	0.44*	0.98	19663	77.21%	7.62%	
Evergreen 	4.51	---	0.80	352	89.77%	3.13%	
<div> <div></div> <div>3.90</div> <div>4.05</div> <div>4.21</div> <div>4.36</div> <div>4.51</div> </div>							



\* Indicates statistical significance, p < .05

		National		Evergreen
Strongly agree		39.55%		65.34%
Somewhat agree		37.66%		24.43%
Neither agree nor disagree		15.17%		7.10%
Somewhat disagree		5.28%		2.27%
Strongly disagree		2.33%		0.85%
Total Respondents		19663		352



Please indicate your level of agreement with the following statements: - I plan on being an active part of the community in which I live after college.

	Mean	Difference	Std Dev	N	Top 2	Bottom 2	Rank
National 	4.06	0.20*	0.99	19681	73.08%	6.28%	
Evergreen 	4.26	---	0.97	352	78.13%	4.55%	
<div> <div></div> <div>3.90</div> <div>3.99</div> <div>4.08</div> <div>4.17</div> <div>4.26</div> </div>							



\* Indicates statistical significance, p < .05

	 National	 <b>Evergreen</b>
Strongly agree	41.38%	<b>54.26%</b>
Somewhat agree	31.70%	<b>23.86%</b>
Neither agree nor disagree	20.65%	<b>17.33%</b>
Somewhat disagree	3.88%	<b>2.56%</b>
Strongly disagree	2.40%	<b>1.99%</b>
<i>Total Respondents</i>	<i>19681</i>	<i>352</i>

Did you choose your major or minor due to its relationships to a social concern/issue?

	 National	 <b>Evergreen</b>
Yes (please explain)	19.29%	<b>33.82%</b>
No	80.71%	<b>66.18%</b>
<i>Total Respondents</i>	<i>18936</i>	<i>340</i>

Are you a member of a fraternity or sorority?

	 National	 <b>Evergreen</b>
Yes, an academic fraternity/sorority	7.82%	<b>1.15%</b>
Yes, a social fraternity/sorority	12.22%	<b>0.86%</b>
No	80.63%	<b>97.99%</b>
<i>Total Respondents</i>	<i>14749</i>	<i>348</i>

## National

- Alfred University - Consortium: Civic Engagement Student Survey-Benchmark
- Augustana College (South Dakota) - Consortium: Civic Engagement Student Survey
- Baldwin-Wallace College - Consortium: Civic Engagement Student Survey
- Binghamton University - Consortium: Civic Engagement Student Survey
- Butler University - Consortium: Civic Engagement Student Survey
- College of Saint Benedict/Saint John's University - Consortium: Civic Engagement Student Survey
- Colorado College - Consortium: Civic Engagement Student Survey
- Colorado State University - Consortium: Civic Engagement Student Survey
- Denison University - Consortium: Civic Engagement Student Survey
- DePauw University - Consortium: Civic Engagement Student Survey

- Eastern Connecticut State University - Consortium: Civic Engagement Student Survey
- Eastern Michigan University - Consortium: Civic Engagement Student Survey
- Evergreen State College - Consortium: Civic Engagement Student Survey
- Georgetown University - Consortium: Civic Engagement Student Survey
- Georgia College & State University - Consortium: Civic Engagement Student Survey
- Gonzaga University - Consortium: Civic Engagement Student Survey
- Grinnell College - Consortium: Civic Engagement Student Survey
- Kalamazoo College - Consortium: Civic Engagement Student Survey
- Kenyon College - Consortium: Civic Engagement Student Survey
- Louisiana State University - Consortium: Civic Engagement Student Survey
- Loyola University Chicago - Consortium: Civic Engagement Student Survey
- Macalester College - Consortium: Civic Engagement Student Survey
- Massachusetts College of Art - Consortium: Civic Engagement Student Survey
- Mount St. Mary's University IPEDS: 163462 - Consortium: Civic Engagement Student Survey
- Northwestern University - Consortium: Civic Engagement Student Survey
- Otterbein University - Consortium: Civic Engagement Student Survey
- Pratt Institute - Consortium: Civic Engagement Student Survey
- Sam Houston State University - Consortium: Civic Engagement Student Survey
- School of the Art Institute of Chicago - Consortium: Civic Engagement Student Survey
- Seton Hall University - Consortium: Civic Engagement Student Survey
- Southern Methodist University - Consortium: Civic Engagement Student Survey
- Spring Hill College - Consortium: Civic Engagement Student Survey
- Towson University - Consortium: Civic Engagement Student Survey
- Transylvania University - Consortium: Civic Engagement Student Survey
- University at Albany - Consortium: Civic Engagement Student Survey
- University of Alabama - Consortium: Civic Engagement Student Survey
- University of Alaska - Anchorage - Consortium: Civic Engagement Student Survey
- University of Illinois at Chicago - Consortium: Civic Engagement Student Survey
- University of Nevada, Las Vegas - Consortium: Civic Engagement Student Survey
- University of North Carolina Asheville - Consortium: Civic Engagement Student Survey
- University of North Carolina at Greensboro - Consortium: Civic Engagement Student Survey
- University of Puget Sound - Consortium: Civic Engagement Student Survey
- University of Utah - Consortium: Civic Engagement Student Survey
- University of Wisconsin - Oshkosh - Consortium: Civic Engagement Student Survey
- University of Wisconsin-Platteville - Consortium: Civic Engagement Student Survey
- Villanova University - Consortium: Civic Engagement Student Survey
- Weber State University - Consortium: Civic Engagement Student Survey
- William Paterson University - Consortium: Civic Engagement Student Survey