





Orientation and New Student Program Survey with Benchmark



Which best describes your status at this institution?



	 National	 Evergreen New Students
First-year student	0.00%	45.60%
Transfer student	0.00%	54.40%
<i>Total Respondents</i>	<i>0</i>	<i>307</i>

Did you attend any type of orientation or program for new students at your current college or university?



	 National	 Evergreen New Students
Yes	0.00%	74.01%
No	0.00%	25.99%
<i>Total Respondents</i>	<i>0</i>	<i>304</i>

How would you rate the website for orientation?



	Mean	Difference	Std Dev	N	Top 1	Bottom 1	Rank
National 	0.00	2.83	0.00	0	0.00%	0.00%	
Evergreen New Students 	2.83	---	0.65	123	10.57%	3.25%	
	0.00	0.71	1.42	2.12	2.83		

	 National	 Evergreen New Students
Excellent	0.00%	5.99%
Good	0.00%	36.87%
Fair	0.00%	11.98%
Poor	0.00%	1.84%
Not applicable/Don't remember	0.00%	43.32%
<i>Total Respondents</i>	<i>0</i>	<i>217</i>



Which type of orientation best describes the orientation that you attended?

	 National	 Evergreen New Students
Half-day orientation	0.00%	0.00%
One day orientation	0.00%	0.00%
Multiple day orientation, but no overnight stay	0.00%	0.00%
Multiple day orientation with an overnight stay	0.00%	0.00%
Online orientation	0.00%	0.00%
Other (please explain)	0.00%	0.00%
<i>Total Respondents</i>	<i>0</i>	<i>0</i>

At what approximate point did you attend orientation?

	 National	 Evergreen New Students
The spring before the start of this semester/quarter	0.00%	0.00%
The summer before the start of this semester/quarter	0.00%	0.00%
Immediately prior to the start of this semester/quarter	0.00%	0.00%
Don't remember	0.00%	0.00%
<i>Total Respondents</i>	<i>0</i>	<i>0</i>

What prevented you from attending orientation? (Check all that apply)

	 National	 Evergreen New Students
Did not know about orientation	0.00%	17.11%
Did not have enough time	0.00%	15.79%
Had to work	0.00%	34.21%
Scheduling conflict/Previous obligation	0.00%	27.63%
Did not think it would be worthwhile	0.00%	22.37%
Other (please specify)	0.00%	35.53%
<i>Total Respondents</i>	<i>0</i>	<i>76</i>

How would you rate the orientation registration process?

	Mean	Difference	Std Dev	N	Top 1	Bottom 1	Rank
National	0.00	0.00	0.00	0	0.00%	0.00%	
Evergreen New Students	0.00	---	0.00	0	0.00%	0.00%	
	0.00	0.00	0.00	0.00	0.00		

	National	Evergreen New Students
Excellent	0.00%	0.00%
Good	0.00%	0.00%
Fair	0.00%	0.00%
Poor	0.00%	0.00%
Not applicable/Don't remember	0.00%	0.00%
Total Respondents	0	0

How would you rate the length of orientation?

	Mean	Difference	Std Dev	N	Top 1	Bottom 1	Rank
National	0.00	2.29	0.00	0	0.00%	0.00%	
Evergreen New Students	2.29	---	0.51	188	31.38%	2.66%	
	0.00	0.57	1.15	1.72	2.29		

	National	Evergreen New Students
Too long	0.00%	27.06%
Just right	0.00%	56.88%
Too short	0.00%	2.29%
Not applicable/Don't remember	0.00%	13.76%
Total Respondents	0	218

Thinking back on the orientation that you attended at your college/university, to what extent was the orientation staff . . . ? - Available

	Mean	Difference	Std Dev	N	Top 2	Bottom 2	Rank
National	0.00	4.05	0.00	0	0.00%	0.00%	
Evergreen New Students	4.05	---	0.90	216	74.54%	4.63%	
	0.00	1.01	2.03	3.04	4.05		

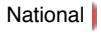

	National	Evergreen New Students
A great deal	0.00%	36.11%
Considerably	0.00%	38.43%
Moderately	0.00%	20.83%
Slightly	0.00%	3.70%
Not at all	0.00%	0.93%
Total Respondents	0	216



Thinking back on the orientation that you attended at your college/university, to what extent was the orientation staff . . . ? - Knowledgeable

	Mean	Difference	Std Dev	N	Top 2	Bottom 2	Rank
National	0.00	4.27	0.00	0	0.00%	0.00%	
Evergreen New Students	4.27	---	0.76	215	86.05%	1.86%	
	0.00	1.07	2.14	3.20	4.27		

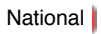

	National	Evergreen New Students
A great deal	0.00%	43.72%
Considerably	0.00%	42.33%
Moderately	0.00%	12.09%
Slightly	0.00%	1.40%
Not at all	0.00%	0.47%
Total Respondents	0	215



Thinking back on the orientation that you attended at your college/university, to what extent was the orientation staff . . . ? - Courteous

	Mean	Difference	Std Dev	N	Top 2	Bottom 2	Rank
National 	0.00	4.49	0.00	0	0.00%	0.00%	
Evergreen New Students 	4.49	---	0.66	216	92.59%	0.93%	
	0.00	1.12	2.25	3.37	4.49		

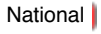

	National 	Evergreen New Students 
A great deal	0.00%	56.94%
Considerably	0.00%	35.65%
Moderately	0.00%	6.48%
Slightly	0.00%	0.93%
Not at all	0.00%	0.00%
Total Respondents	0	216



Please indicate your agreement with the following statements: - Orientation helped me to know what to expect academically at this college/university.

	Mean	Difference	Std Dev	N	Top 2	Bottom 2	Rank
National 	0.00	3.60	0.00	0	0.00%	0.00%	
Evergreen New Students 	3.60	---	1.06	202	63.86%	18.81%	
	0.00	0.90	1.80	2.70	3.60		

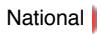

	National 	Evergreen New Students 
Strongly agree	0.00%	18.32%
Somewhat agree	0.00%	45.54%
Neither agree nor disagree	0.00%	17.33%
Somewhat disagree	0.00%	15.35%
Strongly disagree	0.00%	3.47%
Total Respondents	0	202



Please indicate your agreement with the following statements: - Orientation helped me to know what to expect socially at this college/university.

	Mean	Difference	Std Dev	N	Top 2	Bottom 2	Rank
National 	0.00	3.64	0.00	0	0.00%	0.00%	
Evergreen New Students 	3.64	---	0.99	201	58.21%	8.96%	
	0.00	0.91	1.82	2.73	3.64		

	 National	 Evergreen New Students
Strongly agree	0.00%	18.91%
Somewhat agree	0.00%	39.30%
Neither agree nor disagree	0.00%	32.84%
Somewhat disagree	0.00%	4.48%
Strongly disagree	0.00%	4.48%
Total Respondents	0	201

Please indicate your agreement with the following statements: - I met new people at orientation that I am still friends with.

	Mean	Difference	Std Dev	N	Top 2	Bottom 2	Rank
National 	0.00	3.34	0.00	0	0.00%	0.00%	
Evergreen New Students 	3.34	---	1.45	201	49.75%	29.85%	
	0.00	0.84	1.67	2.51	3.34		

	 National	 Evergreen New Students
Strongly agree	0.00%	30.85%
Somewhat agree	0.00%	18.91%
Neither agree nor disagree	0.00%	20.40%
Somewhat disagree	0.00%	13.43%
Strongly disagree	0.00%	16.42%
Total Respondents	0	201

Please indicate your agreement with the following statements: - At orientation, I learned about the different clubs and organizations that I could join.

	Mean	Difference	Std Dev	N	Top 2	Bottom 2	Rank
National	0.00	3.50	0.00	0	0.00%	0.00%	
Evergreen New Students	3.50	---	1.21	199	59.30%	22.11%	
	0.00	0.88	1.75	2.63	3.50		

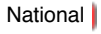

	National	Evergreen New Students
Strongly agree	0.00%	21.61%
Somewhat agree	0.00%	37.69%
Neither agree nor disagree	0.00%	18.59%
Somewhat disagree	0.00%	13.57%
Strongly disagree	0.00%	8.54%
Total Respondents	0	199



Please indicate your agreement with the following statements: - At orientation, I learned about the different resources on campus that could help me if I am having academic concerns.

	Mean	Difference	Std Dev	N	Top 2	Bottom 2	Rank
National	0.00	4.03	0.00	0	0.00%	0.00%	
Evergreen New Students	4.03	---	0.96	200	77.00%	7.50%	
	0.00	1.01	2.02	3.02	4.03		

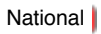

	National	Evergreen New Students
Strongly agree	0.00%	35.50%
Somewhat agree	0.00%	41.50%
Neither agree nor disagree	0.00%	15.50%
Somewhat disagree	0.00%	5.50%
Strongly disagree	0.00%	2.00%
Total Respondents	0	200



Please indicate your agreement with the following statements: - At orientation, I learned about the different resources on campus that could help me if I am having problems adjusting to this institution.

	Mean	Difference	Std Dev	N	Top 2	Bottom 2	Rank
National 	0.00	3.84	0.00	0	0.00%	0.00%	
Evergreen New Students 	3.84	---	1.08	201	69.65%	11.94%	
	0.00	0.96	1.92	2.88	3.84		



	National 	Evergreen New Students 
Strongly agree	0.00%	30.85%
Somewhat agree	0.00%	38.81%
Neither agree nor disagree	0.00%	18.41%
Somewhat disagree	0.00%	7.46%
Strongly disagree	0.00%	4.48%
Total Respondents	0	201



Please indicate your agreement with the following statements: - Orientation was an enjoyable experience.

	Mean	Difference	Std Dev	N	Top 2	Bottom 2	Rank
National 	0.00	3.73	0.00	0	0.00%	0.00%	
Evergreen New Students 	3.73	---	1.03	201	61.69%	10.45%	
	0.00	0.93	1.87	2.80	3.73		



	National 	Evergreen New Students 
Strongly agree	0.00%	25.37%
Somewhat agree	0.00%	36.32%
Neither agree nor disagree	0.00%	27.86%
Somewhat disagree	0.00%	6.97%
Strongly disagree	0.00%	3.48%
Total Respondents	0	201



Please indicate your agreement with the following statements: - I have a clear understanding of how to register for classes at this college/university.

	Mean	Difference	Std Dev	N	Top 2	Bottom 2	Rank
National 	0.00	0.00	0.00	0	0.00%	0.00%	
Evergreen New Students 	0.00	---	0.00	0	0.00%	0.00%	
	0.00	0.00	0.00	0.00	0.00		

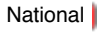

	 National	 Evergreen New Students
Strongly agree	0.00%	0.00%
Somewhat agree	0.00%	0.00%
Neither agree nor disagree	0.00%	0.00%
Somewhat disagree	0.00%	0.00%
Strongly disagree	0.00%	0.00%
<i>Total Respondents</i>	<i>0</i>	<i>0</i>



Please indicate your agreement with the following statements: - I know what resources are available to me at this college/university if I am looking for employment.

	Mean	Difference	Std Dev	N	Top 2	Bottom 2	Rank
National 	0.00	3.70	0.00	0	0.00%	0.00%	
Evergreen New Students 	3.70	---	1.15	203	71.43%	19.21%	
	0.00	0.93	1.85	2.78	3.70		

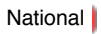

	 National	 Evergreen New Students
Strongly agree	0.00%	24.14%
Somewhat agree	0.00%	47.29%
Neither agree nor disagree	0.00%	9.36%
Somewhat disagree	0.00%	13.30%
Strongly disagree	0.00%	5.91%
<i>Total Respondents</i>	<i>0</i>	<i>203</i>



Please indicate your agreement with the following statements: - I know what resources are available to me at this college/university if I have questions about housing.

	Mean	Difference	Std Dev	N	Top 2	Bottom 2	Rank
National 	0.00	3.88	0.00	0	0.00%	0.00%	
Evergreen New Students 	3.88	---	1.10	203	68.97%	11.82%	
	0.00	0.97	1.94	2.91	3.88		

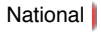

	National 	Evergreen New Students 
Strongly agree	0.00%	34.98%
Somewhat agree	0.00%	33.99%
Neither agree nor disagree	0.00%	19.21%
Somewhat disagree	0.00%	7.88%
Strongly disagree	0.00%	3.94%
Total Respondents	0	203



Please indicate your agreement with the following statements: - I know what resources are available to me if I have questions about paying for college.

	Mean	Difference	Std Dev	N	Top 2	Bottom 2	Rank
National 	0.00	3.99	0.00	0	0.00%	0.00%	
Evergreen New Students 	3.99	---	0.96	202	76.24%	8.91%	
	0.00	1.00	2.00	2.99	3.99		

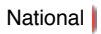

	National 	Evergreen New Students 
Strongly agree	0.00%	33.17%
Somewhat agree	0.00%	43.07%
Neither agree nor disagree	0.00%	14.85%
Somewhat disagree	0.00%	7.43%
Strongly disagree	0.00%	1.49%
Total Respondents	0	202



Please indicate your agreement with the following statements: - I know where all the important buildings are on campus.

	Mean	Difference	Std Dev	N	Top 2	Bottom 2	Rank
National 	0.00	4.27	0.00	0	0.00%	0.00%	
Evergreen New Students 	4.27	---	0.92	204	85.29%	5.88%	
	0.00	1.07	2.14	3.20	4.27		

	 National	 Evergreen New Students
Strongly agree	0.00%	49.51%
Somewhat agree	0.00%	35.78%
Neither agree nor disagree	0.00%	8.82%
Somewhat disagree	0.00%	3.92%
Strongly disagree	0.00%	1.96%
Total Respondents	0	204

Please indicate your agreement with the following statements: - I got all of my questions answered during orientation.

	Mean	Difference	Std Dev	N	Top 2	Bottom 2	Rank
National 	0.00	3.53	0.00	0	0.00%	0.00%	
Evergreen New Students 	3.53	---	1.06	202	56.93%	17.82%	
	0.00	0.88	1.77	2.65	3.53		

	 National	 Evergreen New Students
Strongly agree	0.00%	17.82%
Somewhat agree	0.00%	39.11%
Neither agree nor disagree	0.00%	25.25%
Somewhat disagree	0.00%	13.86%
Strongly disagree	0.00%	3.96%
Total Respondents	0	202

Please indicate your agreement with the following statements: - I know at least one person (faculty or staff) at this college/university that I can turn to if I have questions or concerns.

	Mean	Difference	Std Dev	N	Top 2	Bottom 2	Rank
National	0.00	4.22	0.00	0	0.00%	0.00%	
Evergreen New Students	4.22	---	0.97	203	81.77%	6.40%	
	0.00	1.06	2.11	3.17	4.22		

	National	Evergreen New Students
Strongly agree	0.00%	48.77%
Somewhat agree	0.00%	33.00%
Neither agree nor disagree	0.00%	11.82%
Somewhat disagree	0.00%	3.94%
Strongly disagree	0.00%	2.46%
Total Respondents	0	203

Please indicate your agreement with the following statements: - Attending orientation was a good use of my time.

	Mean	Difference	Std Dev	N	Top 2	Bottom 2	Rank
National	0.00	3.79	0.00	0	0.00%	0.00%	
Evergreen New Students	3.79	---	1.13	203	67.49%	14.29%	
	0.00	0.95	1.90	2.84	3.79		

	National	Evergreen New Students
Strongly agree	0.00%	31.03%
Somewhat agree	0.00%	36.45%
Neither agree nor disagree	0.00%	18.23%
Somewhat disagree	0.00%	9.36%
Strongly disagree	0.00%	4.93%
Total Respondents	0	203

Thinking back on your orientation experience, to what extent did orientation give you useful information on . . . ? - Academic requirements

	Mean	Difference	Std Dev	N	Top 1	Bottom 1	Rank
National	0.00	2.97	0.00	0	0.00%	0.00%	
Evergreen New Students	2.97	---	0.85	193	28.50%	6.22%	
	0.00	0.74	1.49	2.23	2.97		

	National	Evergreen New Students
Significantly useful information	0.00%	28.50%
Moderately useful information	0.00%	46.63%
Slightly useful information	0.00%	18.65%
No useful information	0.00%	6.22%
Total Respondents	0	193

Thinking back on your orientation experience, to what extent did orientation give you useful information on . . . ? - How academic advising works

	Mean	Difference	Std Dev	N	Top 1	Bottom 1	Rank
National	0.00	2.86	0.00	0	0.00%	0.00%	
Evergreen New Students	2.86	---	0.91	190	26.84%	8.42%	
	0.00	0.72	1.43	2.15	2.86		

	National	Evergreen New Students
Significantly useful information	0.00%	26.84%
Moderately useful information	0.00%	41.05%
Slightly useful information	0.00%	23.68%
No useful information	0.00%	8.42%
Total Respondents	0	190

Thinking back on your orientation experience, to what extent did orientation give you useful information on . . . ? - How to find information like the online schedule of courses

	Mean	Difference	Std Dev	N	Top 1	Bottom 1	Rank
National	0.00	3.01	0.00	0	0.00%	0.00%	
Evergreen New Students	3.01	---	0.92	189	34.39%	7.94%	
	0.00	0.75	1.51	2.26	3.01		

	National	Evergreen New Students
Significantly useful information	0.00%	34.39%
Moderately useful information	0.00%	39.68%
Slightly useful information	0.00%	17.99%
No useful information	0.00%	7.94%
Total Respondents	0	189

Thinking back on your orientation experience, to what extent did orientation give you useful information on . . .? - Campus support services to keep you physically and mentally fit (health, wellness, and counseling services)

	Mean	Difference	Std Dev	N	Top 1	Bottom 1	Rank
National	0.00	3.05	0.00	0	0.00%	0.00%	
Evergreen New Students	3.05	---	0.89	192	35.42%	6.77%	
	0.00	0.76	1.53	2.29	3.05		

	National	Evergreen New Students
Significantly useful information	0.00%	35.42%
Moderately useful information	0.00%	41.15%
Slightly useful information	0.00%	16.67%
No useful information	0.00%	6.77%
Total Respondents	0	192

Thinking back on your orientation experience, to what extent did orientation give you useful information on . . .? - Campus activities and programs

	Mean	Difference	Std Dev	N	Top 1	Bottom 1	Rank
National	0.00	2.96	0.00	0	0.00%	0.00%	
Evergreen New Students	2.96	---	0.79	193	25.91%	3.11%	
	0.00	0.74	1.48	2.22	2.96		

	National	Evergreen New Students
Significantly useful information	0.00%	25.91%
Moderately useful information	0.00%	47.67%
Slightly useful information	0.00%	23.32%
No useful information	0.00%	3.11%
<i>Total Respondents</i>	<i>0</i>	193

Thinking back on your orientation experience, to what extent did orientation give you useful information on . . . ? - Different rules, regulations, and policies at this college/university

	Mean	Difference	Std Dev	N	Top 1	Bottom 1	Rank
National	0.00	3.08	0.00	0	0.00%	0.00%	
Evergreen New Students	3.08	---	0.86	192	35.94%	5.21%	
	0.00	0.77	1.54	2.31	3.08		

	National	Evergreen New Students
Significantly useful information	0.00%	35.94%
Moderately useful information	0.00%	41.15%
Slightly useful information	0.00%	17.71%
No useful information	0.00%	5.21%
<i>Total Respondents</i>	<i>0</i>	192

Thinking back on your orientation experience, to what extent did orientation give you useful information on . . . ? - Safety and security on campus

	Mean	Difference	Std Dev	N	Top 1	Bottom 1	Rank
National	0.00	3.16	0.00	0	0.00%	0.00%	
Evergreen New Students	3.16	---	0.83	191	39.27%	4.19%	
	0.00	0.79	1.58	2.37	3.16		

	National	Evergreen New Students
Significantly useful information	0.00%	39.27%
Moderately useful information	0.00%	41.88%
Slightly useful information	0.00%	14.66%
No useful information	0.00%	4.19%
<i>Total Respondents</i>	<i>0</i>	<i>191</i>

Thinking back on your orientation experience, to what extent did orientation give you useful information on . . .? - Technology resources on campus

	Mean	Difference	Std Dev	N	Top 1	Bottom 1	Rank
National	0.00	2.82	0.00	0	0.00%	0.00%	
Evergreen New Students	2.82	---	0.92	192	25.00%	9.38%	
	0.00	0.71	1.41	2.12	2.82		

	National	Evergreen New Students
Significantly useful information	0.00%	25.00%
Moderately useful information	0.00%	41.67%
Slightly useful information	0.00%	23.96%
No useful information	0.00%	9.38%
<i>Total Respondents</i>	<i>0</i>	<i>192</i>

Thinking back on your orientation experience, to what extent did orientation give you useful information on . . .? - How to manage your time effectively

	Mean	Difference	Std Dev	N	Top 1	Bottom 1	Rank
National	0.00	0.00	0.00	0	0.00%	0.00%	
Evergreen New Students	0.00	---	0.00	0	0.00%	0.00%	
	0.00	0.00	0.00	0.00	0.00		

	National	Evergreen New Students
Significantly useful information	0.00%	0.00%
Moderately useful information	0.00%	0.00%
Slightly useful information	0.00%	0.00%
No useful information	0.00%	0.00%
Total Respondents	0	0

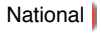

Overall, how would you rate the orientation program?



	Mean	Difference	Std Dev	N	Top 1	Bottom 1	Rank
National	0.00	2.90	0.00	0	0.00%	0.00%	
Evergreen New Students	2.90	---	0.71	192	18.23%	2.60%	
	0.00	0.73	1.45	2.18	2.90		

	National	Evergreen New Students
Excellent	0.00%	18.23%
Good	0.00%	56.25%
Fair	0.00%	22.92%
Poor	0.00%	2.60%
Total Respondents	0	192

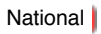

Please indicate your level of agreement with the following statement:



Orientation helped me feel connected to this college/university.

	Mean	Difference	Std Dev	N	Top 2	Bottom 2	Rank
National 	0.00	3.73	0.00	0	0.00%	0.00%	
Evergreen New Students 	3.73	---	1.03	194	64.95%	10.31%	
	0.00	0.93	1.87	2.80	3.73		

	National 	Evergreen New Students 
Strongly agree	0.00%	23.20%
Somewhat agree	0.00%	41.75%
Neither agree nor disagree	0.00%	24.74%
Somewhat disagree	0.00%	5.67%
Strongly disagree	0.00%	4.64%
Total Respondents	0	194

Academically, how would you describe your transition from your previous school/college to this college/university?

	Mean	Difference	Std Dev	N	Top 2	Bottom 2	Rank
National 	0.00	3.53	0.00	0	0.00%	0.00%	
Evergreen New Students 	3.53	---	1.23	271	53.51%	25.46%	
	0.00	0.88	1.77	2.65	3.53		

	National 	Evergreen New Students 
Very easy	0.00%	29.15%
Somewhat easy	0.00%	24.35%
Neither easy nor difficult	0.00%	21.03%
Somewhat difficult	0.00%	21.40%
Very difficult	0.00%	4.06%
Total Respondents	0	271

Socially, how would you describe your transition from your previous school/college to this college/university?

	Mean	Difference	Std Dev	N	Top 2	Bottom 2	Rank
National	0.00	3.57	0.00	0	0.00%	0.00%	
Evergreen New Students	3.57	---	1.28	267	56.55%	24.72%	
	0.00	0.89	1.79	2.68	3.57		



	National	Evergreen New Students
Very easy	0.00%	31.46%
Somewhat easy	0.00%	25.09%
Neither easy nor difficult	0.00%	18.73%
Somewhat difficult	0.00%	18.35%
Very difficult	0.00%	6.37%
Total Respondents	0	267

How prepared were you for your first day of classes at this college/university?



	Mean	Difference	Std Dev	N	Top 2	Bottom 2	Rank
National	0.00	3.78	0.00	0	0.00%	0.00%	
Evergreen New Students	3.78	---	0.89	271	67.90%	7.01%	
	0.00	0.95	1.89	2.84	3.78		



	National	Evergreen New Students
Extremely prepared	0.00%	19.19%
Very prepared	0.00%	48.71%
Moderately prepared	0.00%	25.09%
Slightly prepared	0.00%	4.80%
Not at all prepared	0.00%	2.21%
Total Respondents	0	271

Did you participate in any new student welcome activities immediately before the start of this semester/quarter?



		National		Evergreen New Students
Yes		0.00%		0.00%
No		0.00%		0.00%
<i>Total Respondents</i>		<i>0</i>		<i>0</i>

Thinking back on these welcome activities, to what extent did this program help you to . . .? - Feel welcome at this institution

	Mean	Difference	Std Dev	N	Top 2	Bottom 2	Rank
National 	0.00	4.31	0.00	0	0.00%	0.00%	
Evergreen New Students 	4.31	---	1.05	35	82.86%	8.57%	
	0.00	1.08	2.16	3.23	4.31		

		National		Evergreen New Students
A great deal		0.00%		60.00%
Considerably		0.00%		22.86%
Moderately		0.00%		8.57%
Slightly		0.00%		5.71%
Not at all		0.00%		2.86%
<i>Total Respondents</i>		<i>0</i>		<i>35</i>

Thinking back on these welcome activities, to what extent did this program help you to . . .? - Meet other students

	Mean	Difference	Std Dev	N	Top 2	Bottom 2	Rank
National 	0.00	3.97	0.00	0	0.00%	0.00%	
Evergreen New Students 	3.97	---	1.20	35	71.43%	17.14%	
	0.00	0.99	1.99	2.98	3.97		

		National		Evergreen New Students
A great deal		0.00%		45.71%
Considerably		0.00%		25.71%
Moderately		0.00%		11.43%
Slightly		0.00%		14.29%
Not at all		0.00%		2.86%
Total Respondents		0		35



Thinking back on these welcome activities, to what extent did this program help you to . . . ? - Find information on campus support services

	Mean	Difference	Std Dev	N	Top 2	Bottom 2	Rank
National	0.00	4.12	0.00	0	0.00%	0.00%	
Evergreen New Students	4.12	---	1.09	34	76.47%	14.71%	
	0.00	1.03	2.06	3.09	4.12		



		National		Evergreen New Students
A great deal		0.00%		50.00%
Considerably		0.00%		26.47%
Moderately		0.00%		8.82%
Slightly		0.00%		14.71%
Not at all		0.00%		0.00%
Total Respondents		0		34



Thinking back on these welcome activities, to what extent did this program help you to . . . ? - Learn about student groups on campus

	Mean	Difference	Std Dev	N	Top 2	Bottom 2	Rank
National	0.00	4.00	0.00	0	0.00%	0.00%	
Evergreen New Students	4.00	---	1.21	34	70.59%	11.76%	
	0.00	1.00	2.00	3.00	4.00		



		National		Evergreen New Students
A great deal		0.00%		47.06%
Considerably		0.00%		23.53%
Moderately		0.00%		17.65%
Slightly		0.00%		5.88%
Not at all		0.00%		5.88%
Total Respondents		0		34



Since entering this college/university, how successful or unsuccessful have you been at . . . ? - Understanding what your professors expect of you academically

	Mean	Difference	Std Dev	N	Top 2	Bottom 2	Rank
National 	0.00	4.20	0.00	0	0.00%	0.00%	
Evergreen New Students 	4.20	---	0.87	269	85.50%	6.32%	
	0.00	1.05	2.10	3.15	4.20		




		National		Evergreen New Students
Very successful		0.00%		42.01%
Somewhat successful		0.00%		43.49%
Neither successful nor unsuccessful		0.00%		8.18%
Somewhat unsuccessful		0.00%		5.58%
Very unsuccessful		0.00%		0.74%
Total Respondents		0		269



Since entering this college/university, how successful or unsuccessful have you been at . . . ? - Developing effective study skills

	Mean	Difference	Std Dev	N	Top 2	Bottom 2	Rank
National 	0.00	3.97	0.00	0	0.00%	0.00%	
Evergreen New Students 	3.97	---	0.94	268	73.13%	7.84%	
	0.00	0.99	1.99	2.98	3.97		




		National		Evergreen New Students
Very successful		0.00%		32.84%
Somewhat successful		0.00%		40.30%
Neither successful nor unsuccessful		0.00%		19.03%
Somewhat unsuccessful		0.00%		6.72%
Very unsuccessful		0.00%		1.12%
<i>Total Respondents</i>		<i>0</i>		268



Since entering this college/university, how successful or unsuccessful have you been at . . . ? - Adjusting to the academic demands of this institution

	Mean	Difference	Std Dev	N	Top 2	Bottom 2	Rank
National 	0.00	4.10	0.00	0	0.00%	0.00%	
Evergreen New Students 	4.10	---	0.92	266	78.57%	6.39%	
							



		National		Evergreen New Students
Very successful		0.00%		38.72%
Somewhat successful		0.00%		39.85%
Neither successful nor unsuccessful		0.00%		15.04%
Somewhat unsuccessful		0.00%		5.26%
Very unsuccessful		0.00%		1.13%
<i>Total Respondents</i>		<i>0</i>		266



Since entering this college/university, how successful or unsuccessful have you been at . . . ? - Managing your time effectively

	Mean	Difference	Std Dev	N	Top 2	Bottom 2	Rank
National 	0.00	3.73	0.00	0	0.00%	0.00%	
Evergreen New Students 	3.73	---	1.04	267	64.42%	15.36%	
							



	 National	 Evergreen New Students
Very successful	0.00%	25.84%
Somewhat successful	0.00%	38.58%
Neither successful nor unsuccessful	0.00%	20.22%
Somewhat unsuccessful	0.00%	13.86%
Very unsuccessful	0.00%	1.50%
<i>Total Respondents</i>	<i>0</i>	<i>267</i>



Since entering this college/university, how successful or unsuccessful have you been at . . . ? - Adjusting to the social aspects of this institution

	Mean	Difference	Std Dev	N	Top 2	Bottom 2	Rank
National 	0.00	3.78	0.00	0	0.00%	0.00%	
Evergreen New Students 	3.78	---	1.08	265	64.91%	13.58%	
<div> <div></div> <div>0.00</div> <div>0.95</div> <div>1.89</div> <div>2.84</div> <div>3.78</div> </div>							



	 National	 Evergreen New Students
Very successful	0.00%	29.81%
Somewhat successful	0.00%	35.09%
Neither successful nor unsuccessful	0.00%	21.51%
Somewhat unsuccessful	0.00%	10.57%
Very unsuccessful	0.00%	3.02%
<i>Total Respondents</i>	<i>0</i>	<i>265</i>



Since entering this college/university, how successful or unsuccessful have you been at . . . ? - Developing friendships with other students

	Mean	Difference	Std Dev	N	Top 2	Bottom 2	Rank
National 	0.00	3.89	0.00	0	0.00%	0.00%	
Evergreen New Students 	3.89	---	1.13	265	70.57%	14.34%	
<div> <div></div> <div>0.00</div> <div>0.97</div> <div>1.95</div> <div>2.92</div> <div>3.89</div> </div>							



		National		Evergreen New Students
Very successful		0.00%		36.60%
Somewhat successful		0.00%		33.96%
Neither successful nor unsuccessful		0.00%		15.09%
Somewhat unsuccessful		0.00%		10.57%
Very unsuccessful		0.00%		3.77%
<i>Total Respondents</i>		<i>0</i>		<i>265</i>

Since entering this college/university, how successful or unsuccessful have you been at . . . ? - Using different student services



	Mean	Difference	Std Dev	N	Top 2	Bottom 2	Rank
National 	0.00	3.56	0.00	0	0.00%	0.00%	
Evergreen New Students 	3.56	---	1.01	267	55.43%	14.98%	
	0.00	0.89	1.78	2.67	3.56		

		National		Evergreen New Students
Very successful		0.00%		18.35%
Somewhat successful		0.00%		37.08%
Neither successful nor unsuccessful		0.00%		29.59%
Somewhat unsuccessful		0.00%		12.36%
Very unsuccessful		0.00%		2.62%
<i>Total Respondents</i>		<i>0</i>		<i>267</i>


Since entering this college/university have you . . . ? - Taken a college course or seminar specifically designed to help students adjust to college (such as a first year seminar or an extended orientation course)?

		National		Evergreen New Students
Yes		0.00%		0.00%
No		0.00%		0.00%
<i>Total Respondents</i>		<i>0</i>		<i>0</i>

Since entering this college/university have you . . . ? - Enrolled in a formal program where a group of students take two or more courses together?

	 National	 Evergreen New Students
Yes	0.00%	0.00%
No	0.00%	0.00%
<i>Total Respondents</i>	<i>0</i>	<i>0</i>


In thinking back on your orientation experience, are there questions that you wish had been answered?

	 National	 Evergreen New Students
	0.00%	100.00%
<i>Total Respondents</i>	<i>0</i>	<i>78</i>



What were the most useful parts of orientation?

	 National	 Evergreen New Students
	0.00%	100.00%
<i>Total Respondents</i>	<i>0</i>	<i>96</i>



Is there anything that could have helped with your transition to this college/university that you would like us to know about?

	 National	 Evergreen New Students
	0.00%	100.00%
<i>Total Respondents</i>	<i>0</i>	<i>108</i>



- Are you a member of at least one student club or organization this semester/quarter?

	 National	 Evergreen New Students
Yes	0.00%	29.70%
No	0.00%	70.30%
<i>Total Respondents</i>	<i>0</i>	<i>266</i>



- Are you involved in at least one intramural group, club sport, or organized fitness activity on campus this semester/quarter?

	 National	 Evergreen New Students
Yes	0.00%	10.49%
No	0.00%	89.51%
<i>Total Respondents</i>	<i>0</i>	<i>267</i>



- Are you a member of an intercollegiate athletic team?

	 National	 Evergreen New Students
Yes	0.00%	4.14%
No	0.00%	95.86%
<i>Total Respondents</i>	<i>0</i>	<i>266</i>

Please indicate the number of classes in which you are experiencing academic difficulty:

	 National	 Evergreen New Students
0	0.00%	0.00%
1	0.00%	0.00%
2	0.00%	0.00%
3	0.00%	0.00%
4	0.00%	0.00%
5+	0.00%	0.00%
<i>Total Respondents</i>	<i>0</i>	<i>0</i>

- Are you a member of a Greek organization?

	 National	 Evergreen New Students
Yes	0.00%	0.00%
No	0.00%	0.00%
<i>Total Respondents</i>	<i>0</i>	<i>0</i>

If you could start over again, would you go to the same college/university you are now attending?

	Mean	Difference	Std Dev	N	Top 1	Bottom 1	Rank
National	0.00	3.48	0.00	0	0.00%	0.00%	
Evergreen New Students	3.48	---	0.74	242	59.09%	3.31%	
	0.00	0.87	1.74	2.61	3.48		



	National	Evergreen New Students
Definitely yes	0.00%	53.76%
Probably yes	0.00%	29.70%
Probably no	0.00%	4.51%
Definitely no	0.00%	3.01%
Not sure	0.00%	9.02%
Total Respondents	0	266

Will you be enrolled at this college/university next semester/quarter?



	Mean	Difference	Std Dev	N	Top 1	Bottom 1	Rank
National	0.00	3.82	0.00	0	0.00%	0.00%	
Evergreen New Students	3.82	---	0.49	265	86.04%	1.13%	
	0.00	0.96	1.91	2.87	3.82		

	National	Evergreen New Students
Definitely yes	0.00%	85.71%
Probably yes	0.00%	11.28%
Probably no	0.00%	1.50%
Definitely no	0.00%	1.13%
Not applicable/Graduating	0.00%	0.38%
Total Respondents	0	266



How many hours do you typically spend studying each week?

	 National	 Evergreen New Students
0 hours	0.00%	0.00%
1 - 5 hours	0.00%	15.73%
6 - 10 hours	0.00%	19.48%
11 - 15 hours	0.00%	25.09%
16 - 20 hours	0.00%	18.73%
21 - 25 hours	0.00%	8.61%
26 - 30 hours	0.00%	5.24%
More than 30 hours	0.00%	7.12%
<i>Total Respondents</i>	<i>0</i>	<i>267</i>



Is the number of hours that you indicated in the last question more or less than you expected?

	 National	 Evergreen New Students
More hours than I expected	0.00%	19.17%
About what I expected	0.00%	60.53%
Fewer hours than what I expected	0.00%	20.30%
<i>Total Respondents</i>	<i>0</i>	<i>266</i>



What is your current enrollment status?

	 National	 Evergreen New Students
Full time	0.00%	95.06%
Less than full time	0.00%	4.94%
<i>Total Respondents</i>	<i>0</i>	<i>263</i>



What is your biological sex?

	 National	 Evergreen New Students
Man	0.00%	28.95%
Woman	0.00%	64.66%
<i>Total Respondents</i>	<i>0</i>	<i>266</i>



In which subject area is your major?

	 National	 Evergreen New Students
Business	0.00%	0.00%
Computer Science	0.00%	0.00%
Education	0.00%	0.00%
Engineering	0.00%	0.00%
Health Sciences	0.00%	0.00%
Interdisciplinary	0.00%	0.00%
Liberal Arts/Humanities	0.00%	0.00%
Mathematics	0.00%	0.00%
Physical Sciences	0.00%	0.00%
Social Sciences	0.00%	0.00%
Technology	0.00%	0.00%
Visual and Performing Arts	0.00%	0.00%
I have more than one major	0.00%	0.00%
Undecided	0.00%	0.00%
Other	0.00%	0.00%
Not applicable/I do not have a major.	0.00%	0.00%
<i>Total Respondents</i>	0	0

Are you an international student (holding a SEVIS visa group: F1, F2, J1, J2, BE, BP, B1, B2, WB, WP)?



	 National	 Evergreen New Students
Yes	0.00%	0.38%
No	0.00%	99.62%
<i>Total Respondents</i>	0	263

Are you the first in your family to go to college (i.e., neither of your parents/guardians or siblings have attended any college)?

	 National	 Evergreen New Students
Yes	0.00%	17.80%
No	0.00%	82.20%
<i>Total Respondents</i>	0	264



What is your expected GPA for this semester/quarter?

	Mean	Difference	Std Dev	N	Top 2	Bottom 2	Rank
National	0.00	0.00	0.00	0	0.00%	0.00%	
Evergreen New Students	0.00	---	0.00	0	0.00%	0.00%	
	0.00	0.00	0.00	0.00	0.00		

	 National	 Evergreen New Students
3.5 - 4.0	0.00%	0.00%
3.0 - 3.4	0.00%	0.00%
2.5 - 2.9	0.00%	0.00%
2.0 - 2.4	0.00%	0.00%
Below 2.0	0.00%	0.00%
<i>Total Respondents</i>	0	0



How old are you?

	Mean	Difference	Std Dev	N	Top 24	Bottom 24	Rank
National	0.00	24.45	0.00	0	0.00%	0.00%	
Evergreen New Students	24.45	---	10.12	264	8.71%	90.91%	
	0.00	6.11	12.23	18.34	24.45		



	 National	 Evergreen New Students
Younger than 18	0.00%	0.00%
18	0.00%	28.41%
19	0.00%	15.15%
20	0.00%	9.09%
21	0.00%	7.95%
22	0.00%	4.92%
23	0.00%	3.79%
24	0.00%	3.41%
25	0.00%	1.89%
26	0.00%	3.03%
27	0.00%	2.27%
28	0.00%	1.52%
29	0.00%	0.76%
30	0.00%	1.89%
31	0.00%	0.38%
32	0.00%	1.14%
33	0.00%	1.89%
34	0.00%	0.38%
35	0.00%	0.76%
36	0.00%	0.76%
37	0.00%	0.00%
38	0.00%	0.76%
39	0.00%	0.76%
40	0.00%	0.00%
41	0.00%	0.38%
42	0.00%	0.00%
43	0.00%	0.00%
44	0.00%	0.00%
45	0.00%	1.14%
46	0.00%	0.76%
47	0.00%	0.00%
48	0.00%	0.76%
49	0.00%	0.76%
50	0.00%	0.00%
51	0.00%	0.38%
52	0.00%	0.38%
53	0.00%	0.76%

54	0.00%	0.00%
55	0.00%	0.00%
56	0.00%	0.76%
57	0.00%	0.76%
58	0.00%	1.14%
59	0.00%	0.00%
60	0.00%	0.38%
61	0.00%	0.38%
62	0.00%	0.00%
63	0.00%	0.00%
64	0.00%	0.38%
65+	0.00%	0.00%
<i>Total Respondents</i>	<i>0</i>	<i>264</i>



Which term best describes your sexual orientation? (DELETE FOR 2011-2012)

	 National	 Evergreen New Students
Asexual	0.00%	3.02%
Bisexual	0.00%	9.81%
Gay	0.00%	2.64%
Heterosexual	0.00%	56.23%
Lesbian	0.00%	3.40%
Queer	0.00%	3.40%
Questioning	0.00%	2.26%
Other	0.00%	2.64%
I prefer not to respond to this question.	0.00%	16.60%
<i>Total Respondents</i>	<i>0</i>	<i>265</i>



Where do you currently live?

	 National	 Evergreen New Students
On campus (e.g., residence hall, apartment, family housing)	0.00%	49.06%
On campus, in fraternity or sorority housing	0.00%	0.00%
Off campus, in fraternity or sorority housing	0.00%	0.00%
Off campus, alone or with friends/roommates	0.00%	29.43%
Off campus, with my parent(s)/guardian(s)	0.00%	4.91%
Off campus, with my spouse/partner/children	0.00%	15.09%
I am currently studying abroad.	0.00%	0.38%
Other	0.00%	1.13%
<i>Total Respondents</i>	<i>0</i>	<i>265</i>



With which category do you most identify?

	 National	 Evergreen New Students
Asian/Pacific Islander	0.00%	3.77%
Black/African American	0.00%	1.51%
Latino(a)/Hispanic	0.00%	3.40%
Middle Eastern	0.00%	0.38%
Indigenous/Native American	0.00%	1.51%
White	0.00%	66.04%
Multiracial	0.00%	7.17%
I prefer to not respond to this question.	0.00%	13.21%
<i>Total Respondents</i>	<i>0</i>	<i>265</i>

Have you ever been enlisted in any branch of the US military (active duty, veteran, national guard, or reserves)?

	 National	 Evergreen New Students
Yes	0.00%	4.49%
No	0.00%	95.51%
<i>Total Respondents</i>	<i>0</i>	<i>267</i>

How many hours (during the academic year) do you typically work for pay?

	 National	 Evergreen New Students
I do not work for pay during the academic year.	0.00%	66.29%
1 - 10 hours per week	0.00%	8.61%
11 - 15 hours per week	0.00%	7.49%
16 - 20 hours per week	0.00%	8.24%
21 - 35 hours per week	0.00%	3.75%
36 - 40 hours per week	0.00%	4.49%
41+ hours per week	0.00%	1.12%
<i>Total Respondents</i>	<i>0</i>	<i>267</i>

National

- Alfred University - Consortium: Orientation and New Student Programs Fall 2011
- Chapman University - Consortium: Orientation and New Student Programs Fall 2011
- Eckerd College - Consortium: Orientation and New Student Programs Fall 2011
- Fort Hays State University - Consortium: Orientation and New Student Programs Student Survey
- Gonzaga University - Consortium: Orientation and New Student Programs Fall 2011
- Johns Hopkins University - Consortium: Orientation and New Student Programs Fall 2011
- Kean University - Consortium: Orientation and New Student Programs Fall 2011
- Louisiana State University - Consortium: Orientation and New Student Programs Fall 2011
- Morgan State University - Consortium: Orientation and New Student Programs Fall 2011
- School of the Art Institute of Chicago - Consortium: Orientation and New Programs Student Survey Fall 2011
- Southern Utah University - Consortium: Orientation and New Student Programs Fall 2011
- St. Bonaventure University - Consortium: Orientation and New Student Programs Fall 2011
- SUNY Oneonta - Consortium: Orientation and New Student Programs Fall 2011
- University at Buffalo - Consortium: Orientation and New Student Programs Fall 2011
- University of California, San Diego - Consortium: Orientation and New Student Programs Student Survey
- University of Delaware - Consortium: Orientation and New Student Programs Fall 2011
- University of Tennessee - Knoxville - Consortium: Orientation and New Student Programs Student Survey
- University of Texas at Brownsville - Consortium: Orientation and New Student Programs Student Survey
- University of Utah - Consortium 2011: Orientation and New Student Programs Student Survey
- University of West Florida - Consortium: Orientation and New Student Programs Student Survey
- University of Wyoming - Consortium: Orientation and New Student Programs Fall 2011
- Virginia Polytechnic Institute and State University - Consortium: Orientation and New Student Programs Student Survey
- Western Washington University - Consortium: Orientation