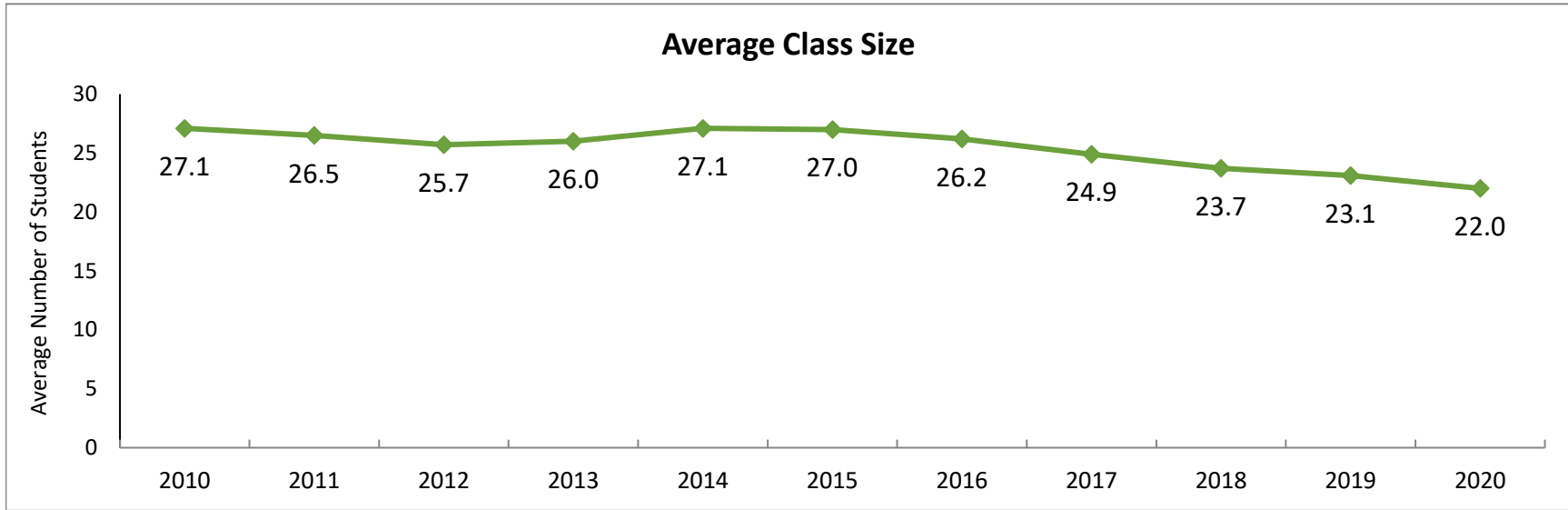


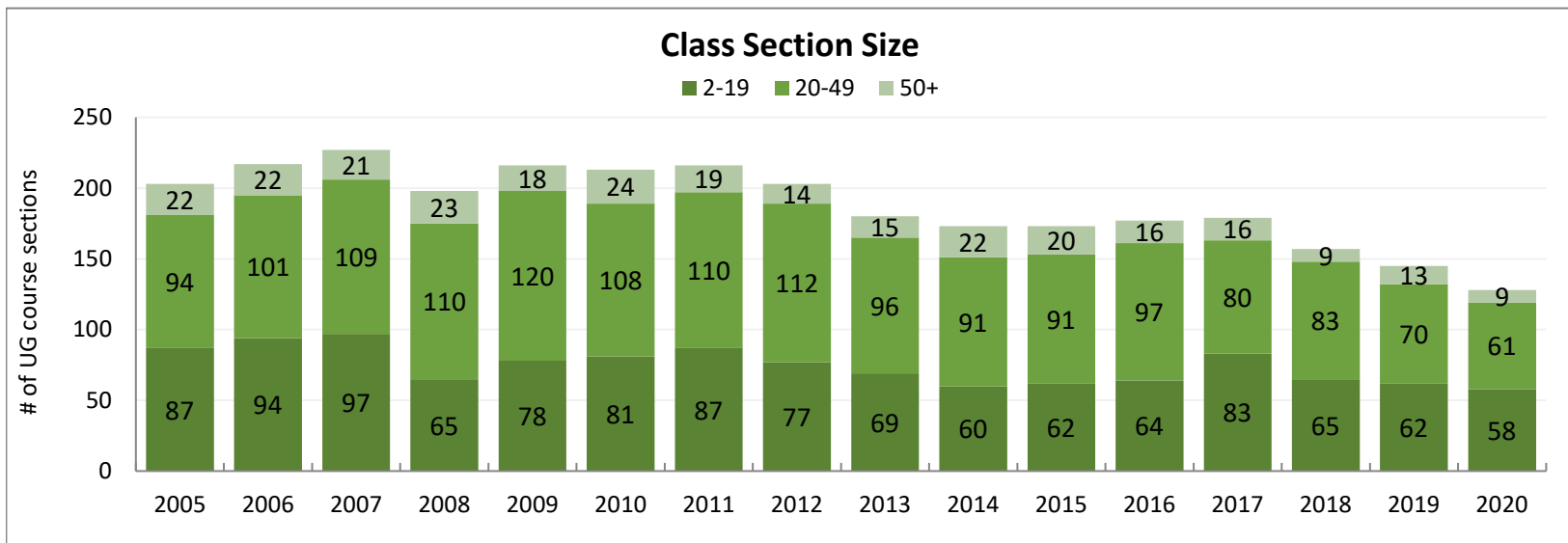
**Average Class Size**

Year	2010	2011	2012	2013	2014	2015	2016	2017	2018	2019	2020
Number of Students	27.1	26.5	25.7	26.0	27.1	27.0	26.2	24.9	23.7	23.1	22.0



**Class Section Size**

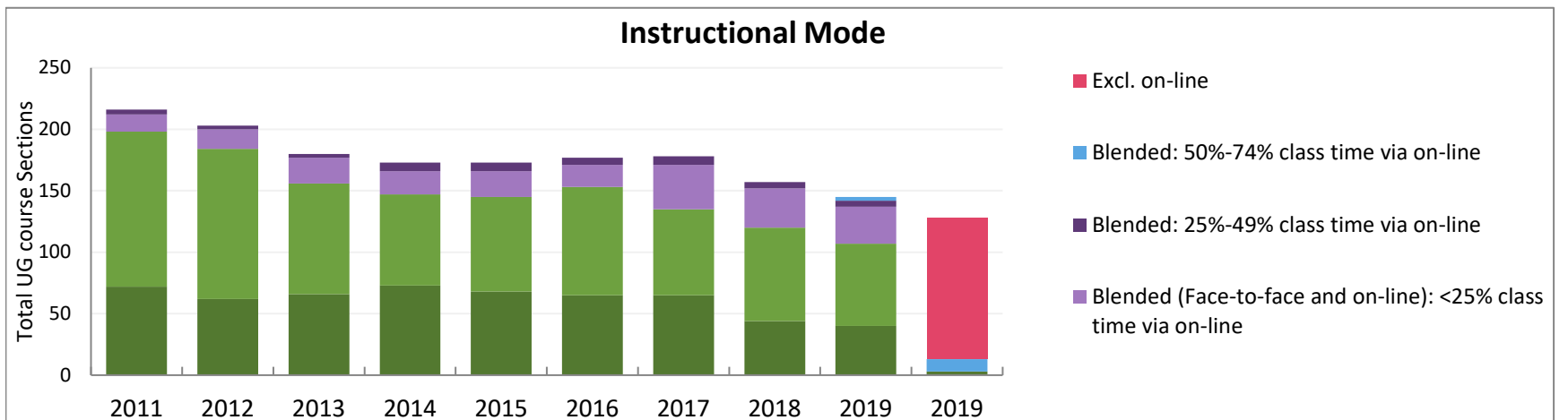
Class Size	2010	2011	2012	2013	2014	2015	2016	2017	2018	2019	2019
2-9	27	30	29	30	25	29	32	27	34	22	24
10-19	54	57	48	39	35	33	32	56	31	40	34
20-29	66	61	58	52	58	54	49	43	50	55	42
30-39	16	13	27	22	15	15	29	13	15	9	9
40-49	26	36	27	22	18	22	19	24	18	6	10
50-99	24	19	14	14	21	19	16	15	8	12	9
100+*	0	0	0	1	1	1	0	1	1	1	0
<b>TOTAL</b>	<b>213</b>	<b>216</b>	<b>203</b>	<b>180</b>	<b>173</b>	<b>173</b>	<b>177</b>	<b>179</b>	<b>157</b>	<b>145</b>	<b>128</b>



\*Tacoma program was listed as separate courses from 2005-13, in 2014+ its listed as one program.

**Instructional Mode**

Number of UG	2010	2011	2012	2013	2014	2015	2016	2017	2018	2019	2019
Exclusively Face-to-face (no required on-line learning)	203	72	62	66	73	68	65	65	44	40	3
Face-to-face (with required on-line learning)		126	122	90	74	77	88	70	76	67	0
Blended (Face-to-face and on-line): <25% class time via on-line	10	14	16	21	19	21	18	36	32	30	0
Blended: 25%-49% class time via on-line		4	3	3	7	7	6	7	5	5	0
Blended: 50%-74% class time via on-line	0	0	0	0	0	0	0	0	0	3	10
Excl. on-line	0	0	0	0	0	0	0	0	0	0	115
<b>Total UG sections</b>	<b>213</b>	<b>216</b>	<b>203</b>	<b>180</b>	<b>173</b>	<b>173</b>	<b>177</b>	<b>179</b>	<b>157</b>	<b>145</b>	<b>128</b>



The Evergreen State College - Undergraduate

Hybrid - Online Instruction

	2011	2012	2013	2014	2015	2016	2017	2018	2019	2020
Blended (Face-to-face and on-	6%	8%	12%	11%	12%	10%	20%	20%	21%	0%
Blended (Face-to-face and on-	2%	1%	2%	4%	4%	3%	4%	3%	3%	0%
Blended (Face-to-face and on-									2%	8%
Exclusively on-line										90%
<b>Total</b>	<b>8%</b>	<b>9%</b>	<b>13%</b>	<b>15%</b>	<b>16%</b>	<b>14%</b>	<b>24%</b>	<b>24%</b>	<b>24%</b>	<b>0%</b>

