

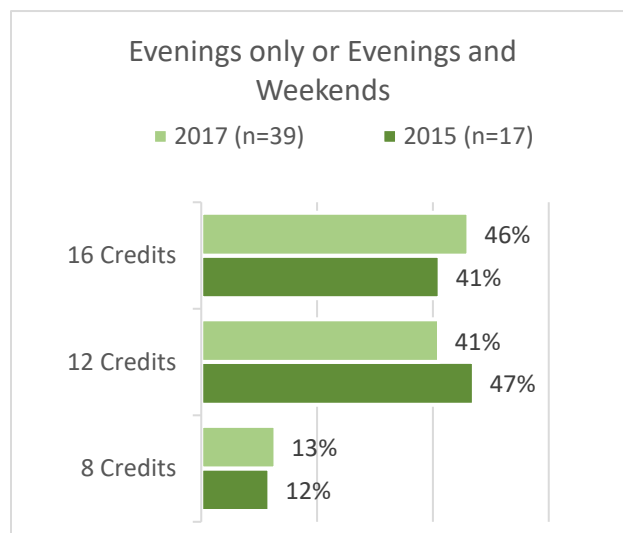
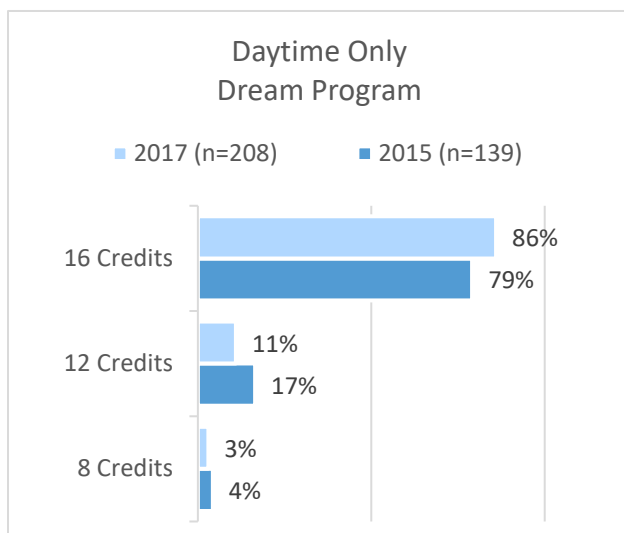
On the Student Experience Survey (SES) students were asked “If you were to design your dream program, what would it look like? Please specify: Credits, Faculty, Days & Time, and Length.” The answers from the Olympia Campus Random Sample from 2015 and 2017 are shown here.

Olympia students’ Dream Programs were fairly similar in 2015 & 2017. There were a few differences, in 2017 no students wanted a program on the weekends only, a larger percentage wanted 16 credit programs, and a higher percentage of students designed a one quarter program. As always, 8 credit programs were the least desirable – only 5% of students designed an 8 credit program.

Categories are not mutually exclusive		2015		2017	
		%	N	%	N
Instructional period	Daytime Only	69%	139	72%	209
	Daytime and Evenings	10%	20	13%	37
	Evenings Only	2%	3	7%	21
	Evenings and Weekends	7%	14	6%	18
	Weekends Only	13%	26	1%	4
	Subtotal	100%	202	100%	289
Instructor	One instructor	26%	53	27%	77
	Team taught	74%	148	73%	209
	Subtotal	100%	201	100%	289
Credit	8 credits	6%	12	5%	13
	12 credits	23%	47	17%	50
	16 credits	71%	143	79%	227
	Subtotal	100%	202	100%	288
Length	1 quarter	17%	35	29%	83
	2 quarters	34%	69	35%	100
	3 quarters	49%	98	37%	105
	Subtotal	100%	202	100%	288

Credit Load by Instructional Period

In 2017, 14% of students who chose Daytime wanted fewer than 16 credits; in 2015 that percentage was 21%. In both 2015 and 2017. Students who wanted to take classes in the Evenings or in the Evenings and on weekends, over 80% wanted 12 or 16 credit programs.



What instructional periods are desired by students with Dream Programs of 8, 12, and 16 credits?

8 Credits

Very few students' Dream Program was 8 credits, 12 in 2015 and 13 in 2017. Most students wanted an 8 credit program with a portion of the 8 credits to be in the evenings. There were zero students either year whose Dream Program was 8 credits who wanted that program to be on the Weekends Only.

12 Credits

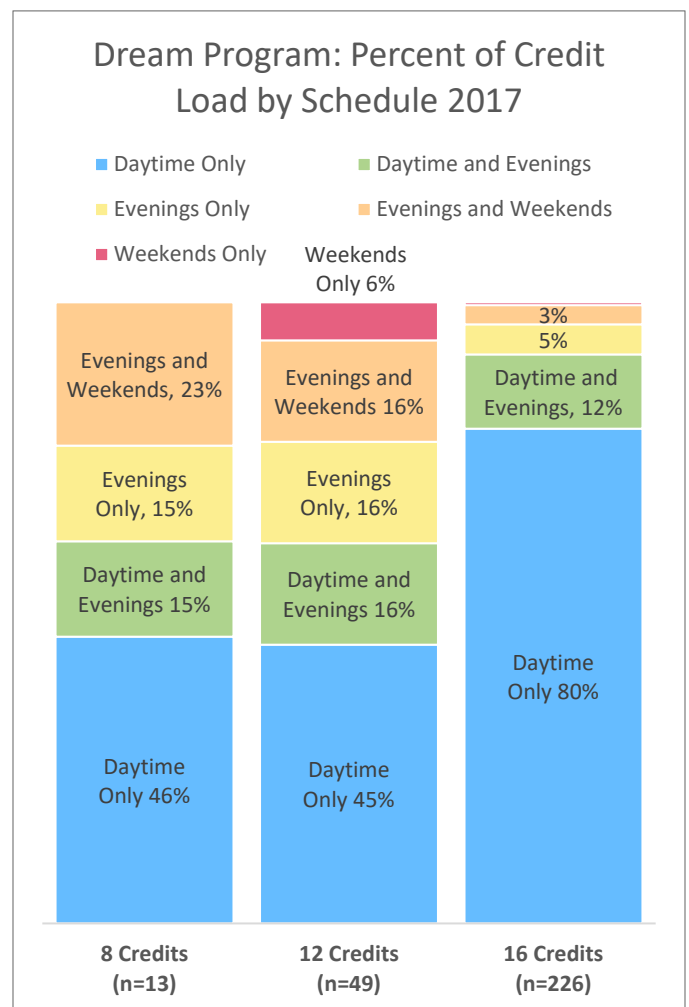
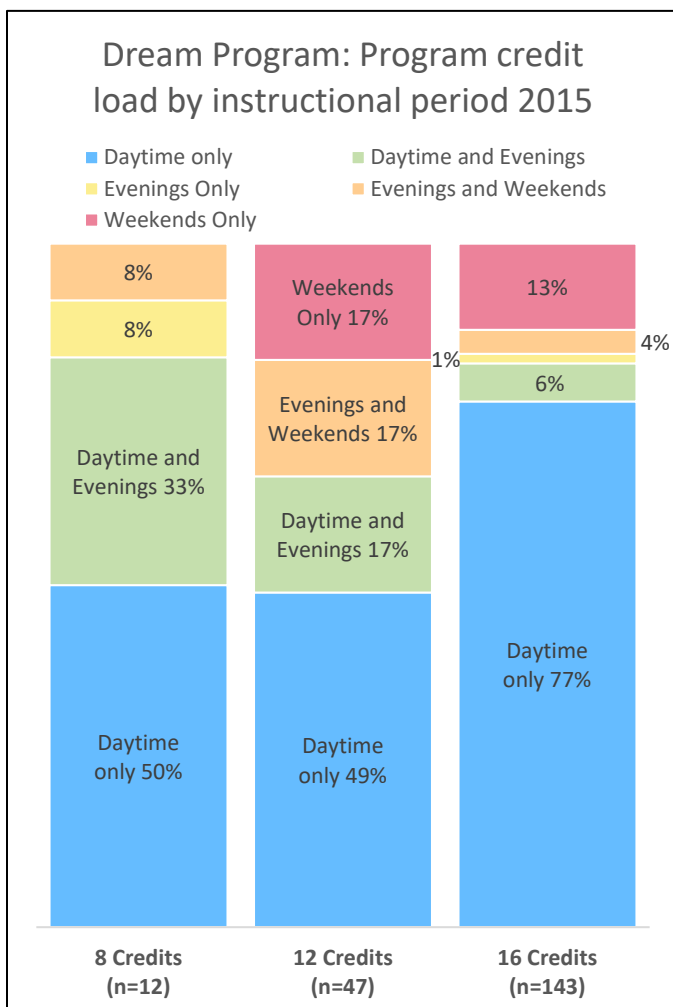
In 2015, of the students whose Dream Program was 12 credits, 49% of student wanted the program to be in the Daytime, 17% each wanted it Daytime and Evenings, Evenings and Weekends, or Weekends only.

In 2017, of the students whose Dream Program was 12 credits, 45% wanted a Daytime program, 16% wanted Daytime & Evening, 16% wanted Evening Only, 16% wanted Evenings & Weekends, and 6% wanted Weekends.

Nearly half of the students whose Dream Program is 12 credits want that program offered in the Daytime, this percentage increases if you include the students whose Dream Program is in Daytime & Evenings.

16 Credits

The majority of students whose Dream Program is 16 credits want a Daytime program. However, 1 out of every 5 students with a 16 credit Dream Program wanted that program to be offered outside of Daytime only.



Further analysis, including program descriptions, can be found at:

www.evergreen.edu/institutionalresearch/studentexperiencesurvey.