

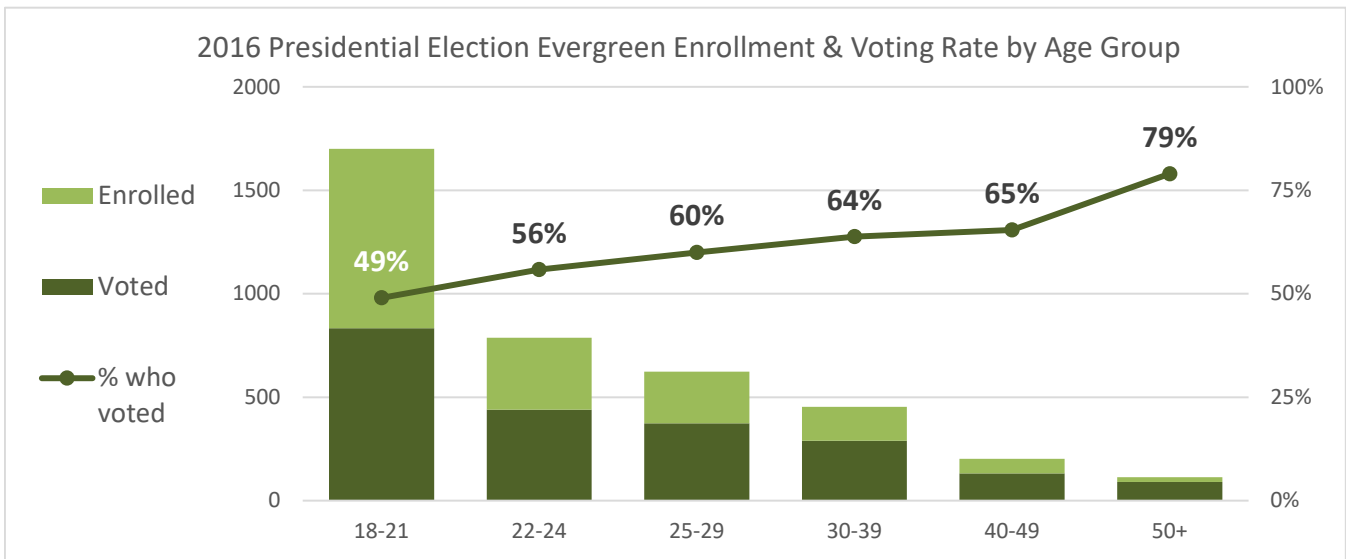
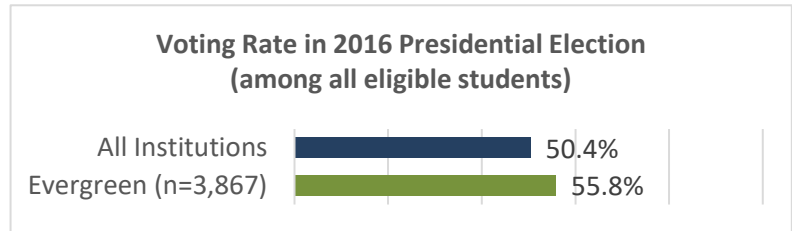
The Evergreen State College - National Study of Learning, Voting, and Engagement

Evergreen is among more than 1,000 colleges in the U.S. that participate in the **National Study of Learning, Voting, and Engagement (NSLVE)**. This project is run by the Institute for Democracy and Higher Education at Tufts University's Tisch College of Civic Life.

Enrollment is determined via records from the National Student Clearinghouse, thus FERPA-blocked records are excluded. Enrollment is also adjusted to exclude students who were too young to vote at the time of the election and an estimate of non-resident international students. Publically available voting records are collected via an organization called Catalist. The following are excerpts from the analysis of enrollment and voting behavior in Presidential and Midterm elections.

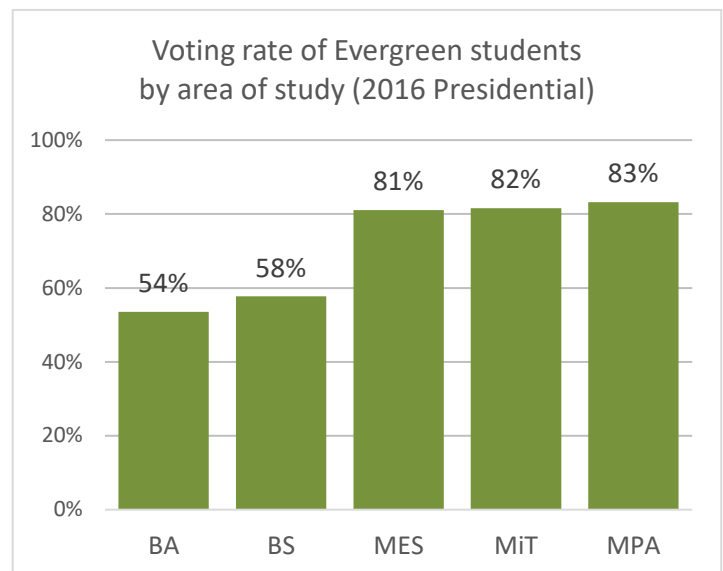
2016 Presidential election

<i>Carnegie Masters only</i>	Voting Rate
Evergreen (n=3,867)	55.8%
All Institutions	50.4%
All Public Institutions	49.8%
All Private Institutions	51.5%



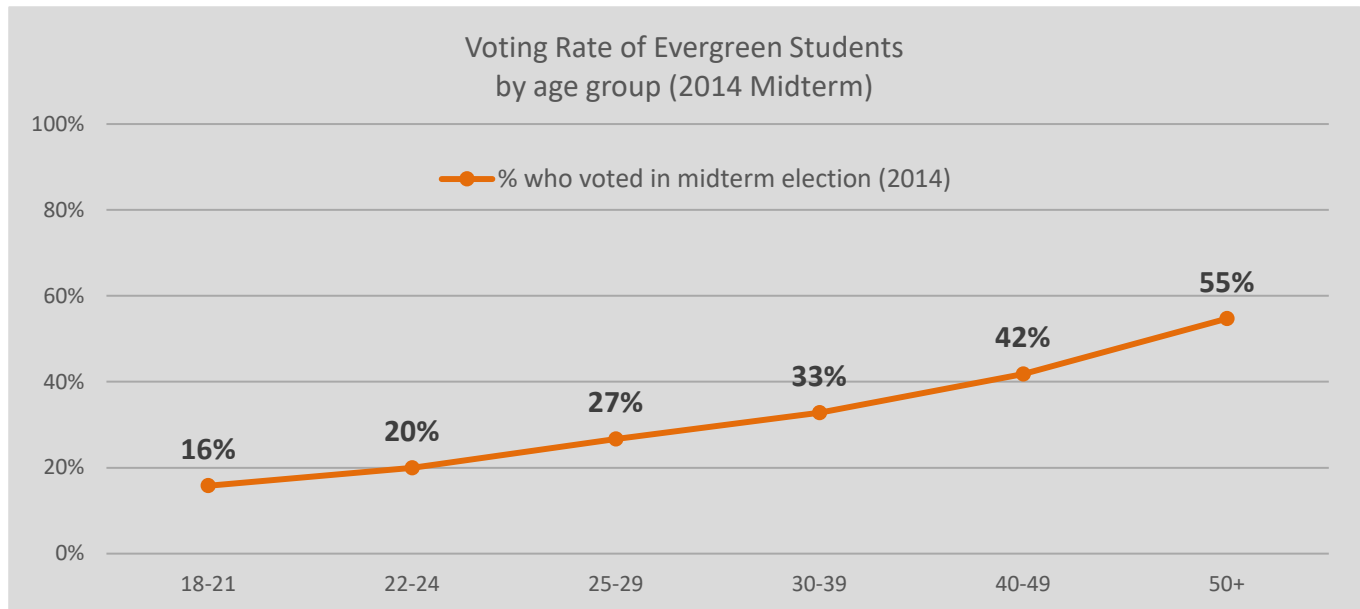
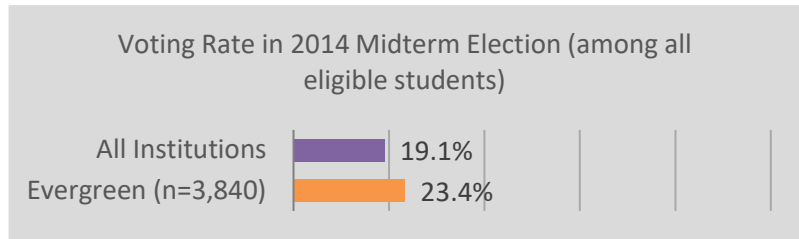
By Field of Study

Area of Study	Program	Voting Rate
Liberal Arts and Sciences	BA	53.5%
Multi/ Interdisciplinary Studies: Biological & Physical Sciences	BS	57.7%
Natural Resources and Conservation	MES	81.1%
Education	MiT	81.6%
Public Administration and Social Service Professions	MPA	83.2%

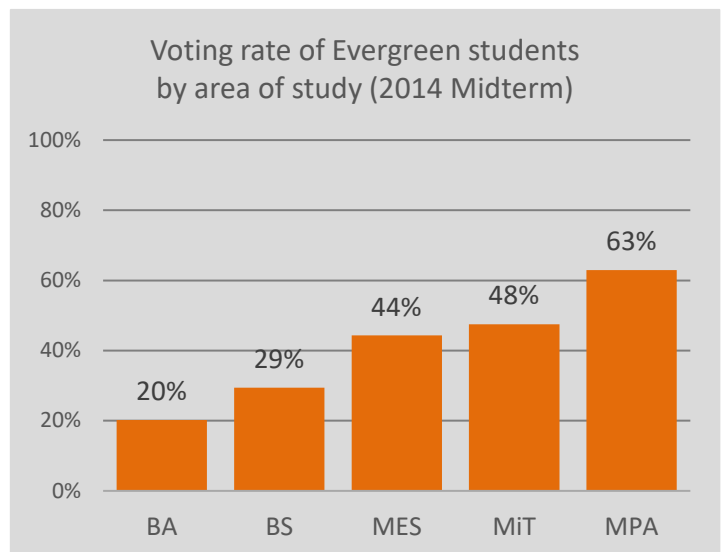


2014 Midterm election

<i>Carnegie Masters only</i>	Voting Rate
Evergreen (n=3,840)	23.4%
All Institutions	19.1%
All Public Institutions	19.4%
All Private Institutions	20.8%



By Field of Study	Program	Voting Rate
Liberal Arts and Sciences	BA	20.2%
Multi/ Interdisciplinary Studies: Biological & Physical Sciences	BS	29.4%
Natural Resources and Conservation	MES	44.3%
Education	MiT	47.5%
Public Administration and Social Service Professions	MPA	62.9%



Register to vote in Washington: www.sos.wa.gov/elections/register.aspx