

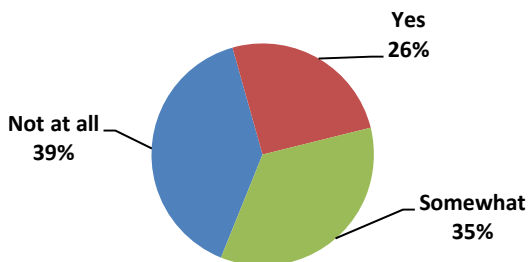
# The Evergreen State College One-Year Alumni Survey (2012)

## Outcomes for BA and BS/BAS-earners\*

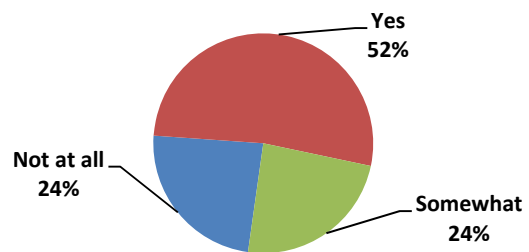
\*BA n=234 (81% of respondents), BS n=29 (10%), BAS n=27 (9%)

Overall TESC satisfaction - If I could start college over...	BA-earners	BS/BAS-earners
I would choose to attend Evergreen (% agree or strongly agree)	93%	82%
I would choose the same field of study (% agree or strongly agree)	80%	84%
Overall employment/graduate school rate	BA-earners	BS/BAS-earners
Percent employed and/or in graduate or professional program	82%	88%
Mutually exclusive categories (%s do not sum to 100 due to rounding):		
Employed only	63%	61%
Graduate/professional program only	6%	5%
Employed and graduate/professional program	14%	21%
Neither employed nor in graduate/professional program	18%	13%
Employment data	BA-earners	BS/BAS-earners
Percent employed	77%	82%
<b>Of those employed, percent:</b>		
Working in public sector	29%	26%
Working in non-profit sector	26%	17%
Working in private sector	52%	67%
Self-employed/business owner	14%	7%
Employed in high-demand sciences	12%	63%
Employed at least somewhat in primary area of study	61%	76%

**Are you presently employed in the area of your primary studies at Evergreen?**  
(BA-earners)  
(N=157)



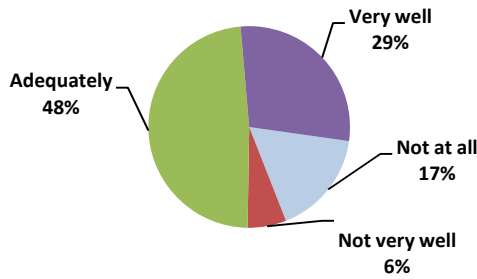
**Are you presently employed in the area of your primary studies at Evergreen?**  
(BS/BAS-earners)  
(N=46)



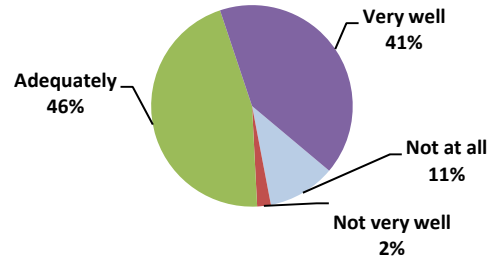
Top 3 employment categories:	Office/Admin Support	Life Science
	Community and Social Service	Physical Science
	Education	Computer/Math
New job since graduating from Evergreen	69%	94%

Employment data (continued)	BA-earners	BS/BAS-earners
Evergreen prepared adequately or very well for employment	77%	87%

**How well did Evergreen prepare you for your current job?  
(BA-earners)**  
(N=161)

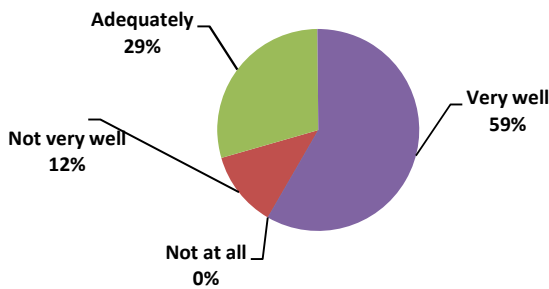


**How well did Evergreen prepare you for your current job?  
(BS/BAS-earners)**  
(N=46)



Graduate/professional school data	BA-earners	BS/BAS-earners
% Applied to graduate/professional program	26%	32%
% Accepted to graduate/professional program ( <i>of those who applied</i> )	89%	88%
% Attended/attending graduate/professional program	19%	27%
Top 3 fields of study:	Public Admin/Public Policy	Health Professions in Medicine
	Education	Natural Resources/Conservation
	English Lang/Lit & Nat Resources/Conservation (tie)	Physical Science
Percent studying in high-demand sciences	17%	87%
Evergreen prepared adequately or very well for grad/professional program	88%	85%

**How well did Evergreen prepare you for your graduate or professional program?  
(BA-earners)**  
(N=41)



**How well did Evergreen prepare you for your graduate or professional program?  
(BS/BAS-earners)**  
(N=13)

