

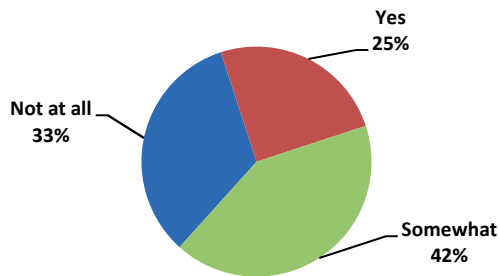
The Evergreen State College One-Year Alumni Survey (2014)

Outcomes for BA and BS/BAS-earners*

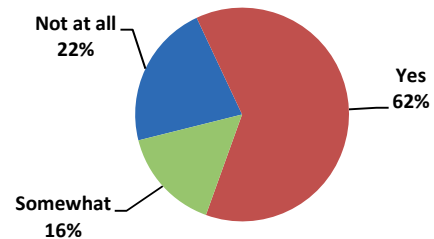
*BA n=234 (85% of respondents), BS n=26 (9%), BAS n=16 (6%)

Overall TESC satisfaction - If I could start college over...	BA-earners	BS/BAS-earners
I would choose to attend Evergreen (% agree or strongly agree)	90%	81%
I would choose the same field of study (% agree or strongly agree)	81%	97%
Overall employment/graduate school rate	BA-earners	BS/BAS-earners
Percent employed and/or in graduate or professional program	87%	95%
Mutually exclusive categories:		
Employed only	66%	76%
Graduate/professional program only	8%	8%
Employed and graduate/professional program	13%	11%
Neither employed nor in graduate/professional program	13%	5%
Employment data	BA-earners	BS/BAS-earners
Percent employed	79%	87%
<i>Of those employed</i> , percent:		
Working in public sector	32%	28%
Working in non-profit sector	26%	13%
Working in private sector	48%	69%
Self-employed/business owner	10%	3%
Employed in high-demand sciences	10%	59%
Employed at least somewhat in primary area of study	67%	78%

Are you presently employed in the area of your primary studies at Evergreen?
(BA-earners)
(N=156)



Are you presently employed in the area of your primary studies at Evergreen?
(BS/BAS-earners)
(N=32)

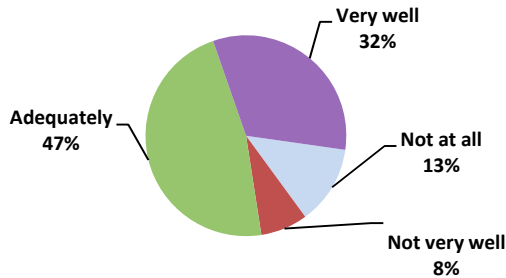


Top 3 employment categories:	Education	Life Science
	Office/Admin Support	Computer/Math
	Management	Physical Science
New job since graduating from Evergreen	78%	88%

Employment data (continued)	BA-earners	BS/BAS-earners
Evergreen prepared adequately or very well for employment	80%	75%

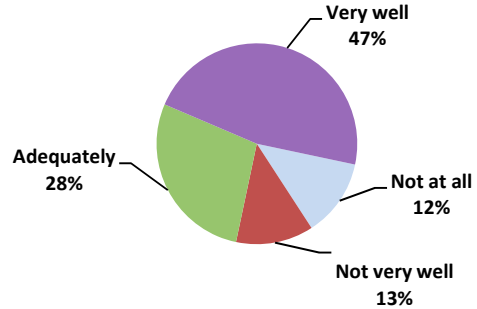
How well did Evergreen prepare you for your current job? (BA-earners)

(N=157)



How well did Evergreen prepare you for your current job? (BS/BAS-earners)

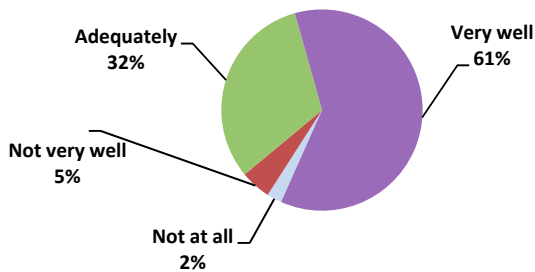
(N=32)



Graduate/professional school data	BA-earners	BS/BAS-earners
% Applied to graduate/professional program	26%	24%
% Accepted to graduate/professional program (<i>of those who applied</i>)	94%	78%
% Attended/attending graduate/professional program	22%	19%
Top 3 fields of study:	Education Public Admin/Public Policy Business and Mental Health Services (tie)	Biological/ Biomedical Science, Physical Science, Health Professions in Medicine, Healthcare Support, Business
Percent studying in high-demand sciences	14%	86%
Evergreen prepared adequately or very well for grad/professional program	93%	100%

How well did Evergreen prepare you for your graduate or professional program? (BA-earners)

(N=41)



How well did Evergreen prepare you for your graduate/professional program? (BS/BAS-earners)

(N=7)

