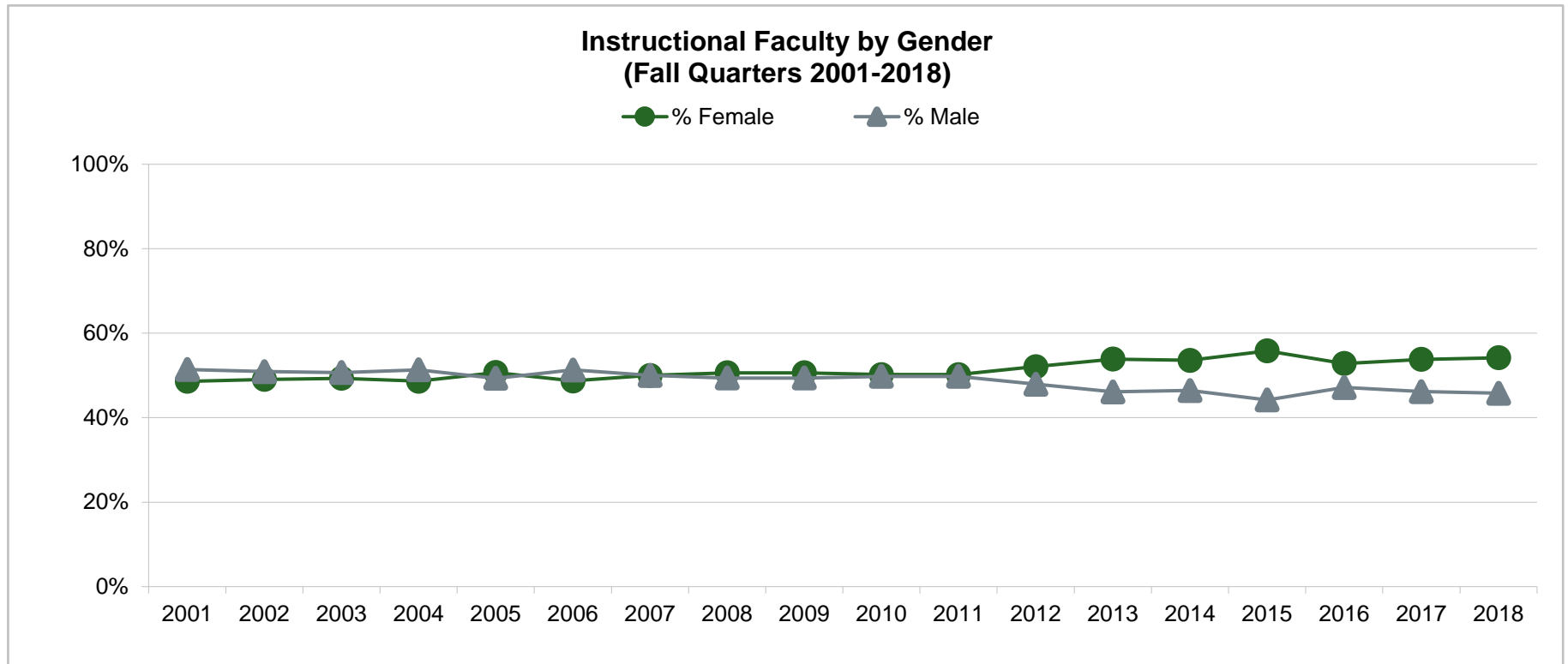


## The Evergreen State College Instructional Faculty by Gender

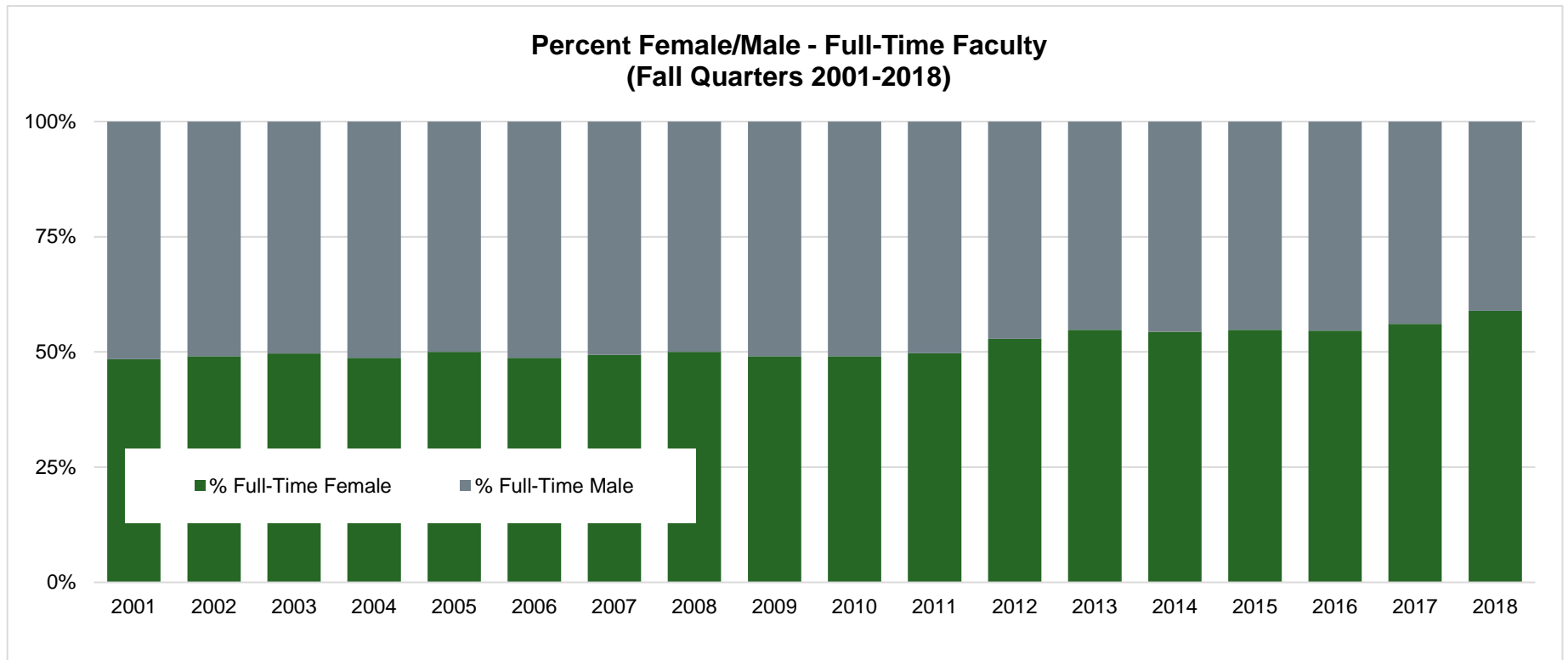


	2001	2002	2003	2004	2005	2006	2007	2008	2009	2010	2011
<b>Total Faculty</b>	<b>214</b>	<b>216</b>	<b>219</b>	<b>224</b>	<b>221</b>	<b>232</b>	<b>242</b>	<b>243</b>	<b>243</b>	<b>247</b>	<b>247</b>
Female (N)	104	106	108	109	112	113	121	123	123	124	124
Male (N)	110	110	111	115	109	119	121	120	120	123	123
% Female	49%	49%	49%	49%	51%	49%	50%	51%	51%	50%	50%
% Male	51%	51%	51%	51%	49%	51%	50%	49%	49%	50%	50%

	2012	2013	2014	2015	2016	2017	2018
<b>Total Faculty</b>	<b>240</b>	<b>232</b>	<b>224</b>	<b>224</b>	<b>229</b>	<b>223</b>	<b>190</b>
Female (N)	125	125	120	125	121	120	103
Male (N)	115	107	104	99	108	103	87
% Female	52%	54%	54%	56%	53%	54%	54%
% Male	48%	46%	46%	44%	47%	46%	46%

## The Evergreen State College Instructional Faculty by Gender

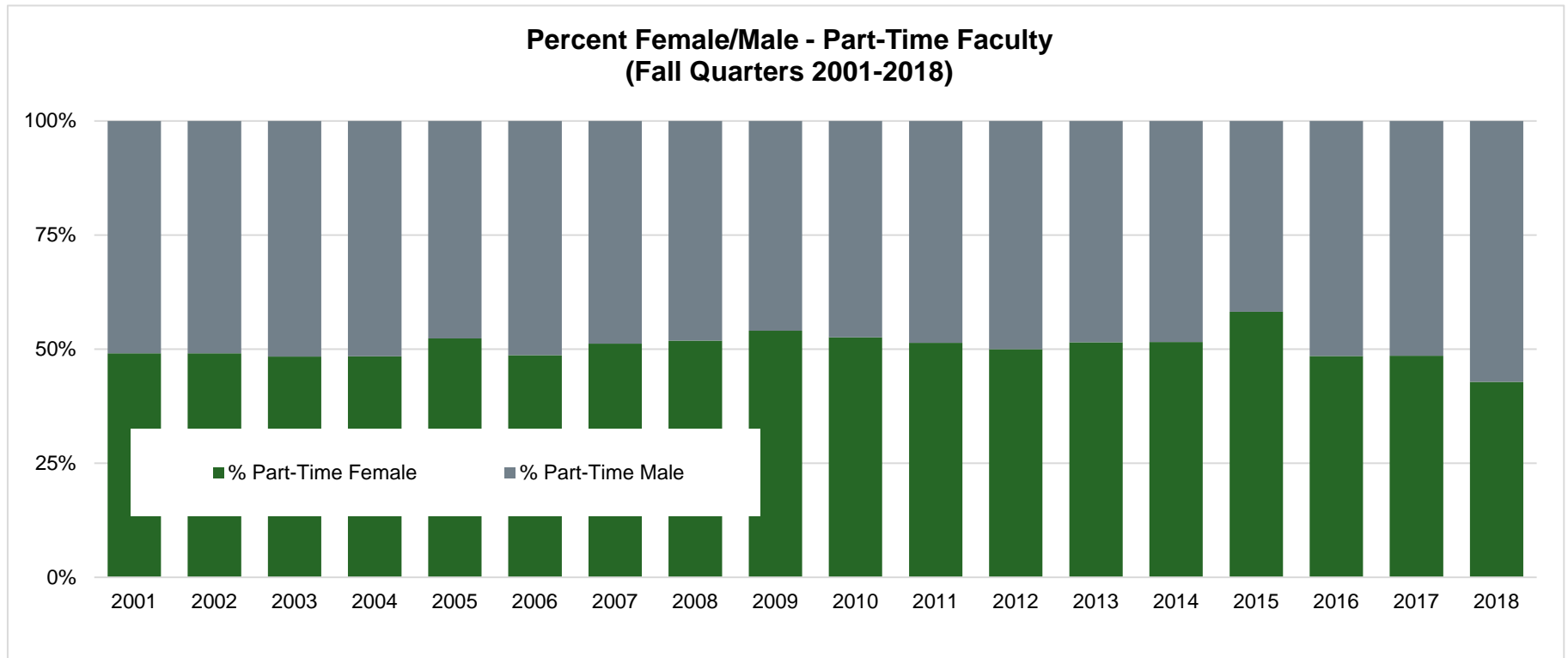


	2001	2002	2003	2004	2005	2006	2007	2008	2009	2010	2011
<b>Full-Time Faculty</b>	<b>159</b>	<b>161</b>	<b>157</b>	<b>160</b>	<b>158</b>	<b>158</b>	<b>158</b>	<b>164</b>	<b>169</b>	<b>169</b>	<b>175</b>
Full-Time Female (N)	77	79	78	78	79	77	78	82	83	83	87
Full-Time Male (N)	82	82	79	82	79	81	80	82	86	86	88
% Full-Time Female	48%	49%	50%	49%	50%	49%	49%	50%	49%	49%	50%
% Full-Time Male	52%	51%	50%	51%	50%	51%	51%	50%	51%	51%	50%

	2012	2013	2014	2015	2016	2017	2018
<b>Full-Time Faculty</b>	<b>176</b>	<b>166</b>	<b>160</b>	<b>157</b>	<b>163</b>	<b>155</b>	<b>134</b>
Full-Time Female (N)	93	91	87	86	89	87	79
Full-Time Male (N)	83	75	73	71	74	68	55
% Full-Time Female	53%	55%	54%	55%	55%	56%	59%
% Full-Time Male	47%	45%	46%	45%	45%	44%	41%

## The Evergreen State College Instructional Faculty by Gender



	2001	2002	2003	2004	2005	2006	2007	2008	2009	2010	2011
<b>Part-Time Faculty</b>	<b>55</b>	<b>55</b>	<b>62</b>	<b>64</b>	<b>63</b>	<b>74</b>	<b>84</b>	<b>79</b>	<b>74</b>	<b>78</b>	<b>72</b>
Part-Time Female (N)	27	27	30	31	33	36	43	41	40	41	37
Part-Time Male (N)	28	28	32	33	30	38	41	38	34	37	35
% Part-Time Female	49%	49%	48%	48%	52%	49%	51%	52%	54%	53%	51%
% Part-Time Male	51%	51%	52%	52%	48%	51%	49%	48%	46%	47%	49%

	2012	2013	2014	2015	2016	2017	2018
<b>Part-Time Faculty</b>	<b>64</b>	<b>66</b>	<b>64</b>	<b>67</b>	<b>66</b>	<b>68</b>	<b>56</b>
Part-Time Female (N)	32	34	33	39	32	33	24
Part-Time Male (N)	32	32	31	28	34	35	32
% Part-Time Female	50%	52%	52%	58%	48%	49%	43%
% Part-Time Male	50%	48%	48%	42%	52%	51%	57%