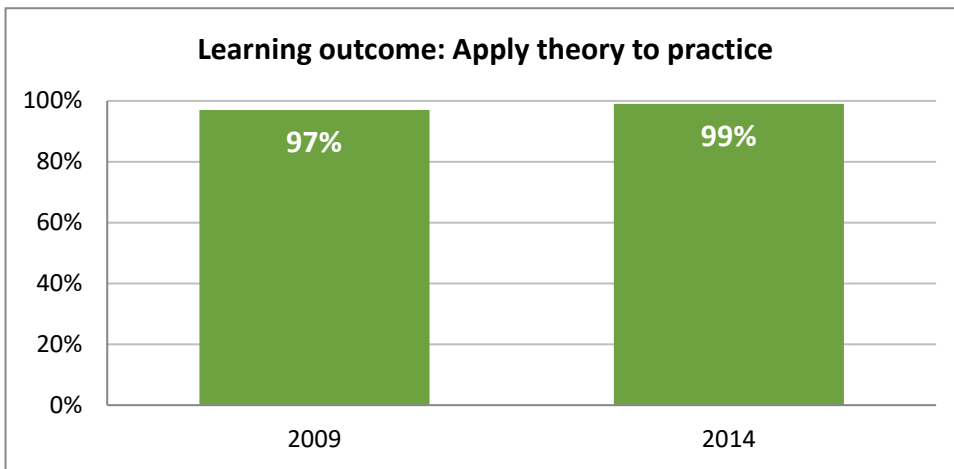


Core Theme 2: The Individual Engaged in Community

Objective 4: Linking theory and practice (Improve)

In 97 percent of the sample of narrative transcripts studied in the last assessment, reviewers found evidence that students met the expectation to appropriately apply modes of inquiry to theoretical and practical problems. Community-based projects, intensive research and creative projects, independent work and internships are some of the learning activities that were likely to show evidence of linking theory and practice. About one-third of Evergreen coordinated study programs include community-based projects or service learning activities, some of which are supported by the Center for Community-Based Learning and Action, and others are developed by the faculty or students in these programs. There is thus room for improvement and stabilization of experiences designed to link theory and practice both in the realm of service and of work-like experience. Efforts to strengthen the connection between theory and practice, expand opportunities that encourage community engagement, and promote intellectual and civic responsibility should yield strong performance in terms of students' perception that Evergreen supports their development as informed and active citizens. While Evergreen does not yet have experience with this new NSSE survey metric, its alignment with the intent of the core theme of "Individuals Engaged in Community" makes it a desirable indicator.

Indicator 1:



Students appropriately apply modes of inquiry to theoretical and practical problems.

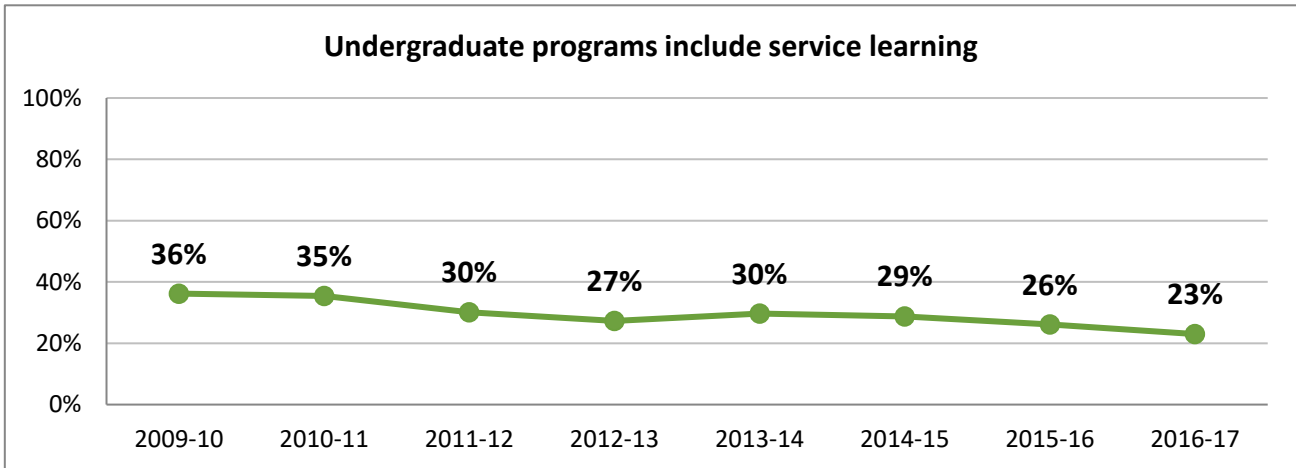
Source: Transcript Review

% who met expectation	2009	2014
Total	97%	99%

Core Theme 2: The Individual Engaged in Community

Objective 4: Linking theory and practice (Improve)

Indicator 2:



Percentage of programs that include community-based projects and/or service learning

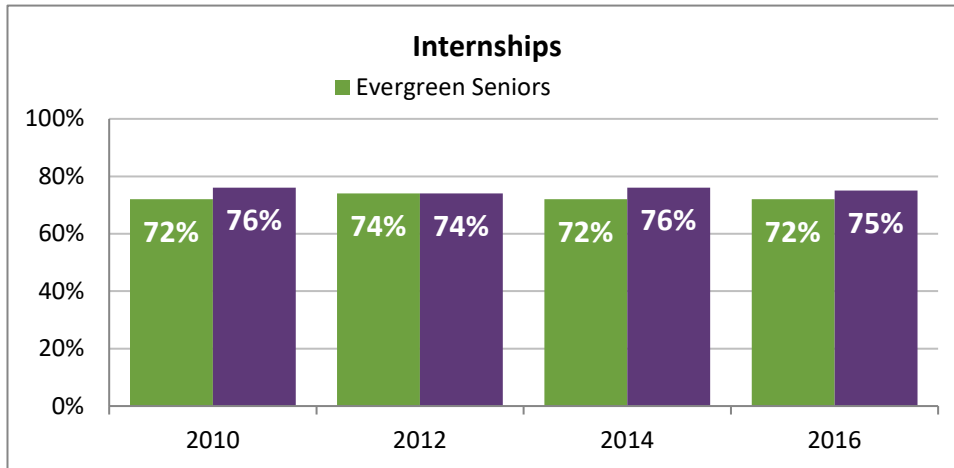
Source: End-of-Program Review

	2009-10	2010-11	2011-12	2012-13	2013-14	2014-15	2015-16	2016-17
All Undergrad Programs	36%	35%	30%	27%	30%	29%	26%	23%
First-year	17%	33%	25%	20%	17%	33%	9%	22%
Lower Division				27%	27%	22%	17%	0%
All Level				35%	30%	31%	20%	22%
Sophomore - Senior				17%	39%	23%	35%	23%
Upper Division				29%	21%	40%	29%	37%
Tacoma			Yes	Yes	Yes	Yes	Yes	Yes
MPA Core			Yes	Yes	Yes	Yes	Yes	Yes
MIT Program			Yes	Yes	Yes	Yes	Yes	Yes
MES Core			No	Yes	Yes	Yes	Yes	Yes

Core Theme 2: The Individual Engaged in Community

Objective 4: Linking theory and practice (Improve)

Indicator 3:



Student participation in internship, co-op, field experience, student teaching, or clinical placement

Source: National Survey of Student Engagement, comparison peers are participating Council of Public Liberal Arts Colleges (COPLAC)

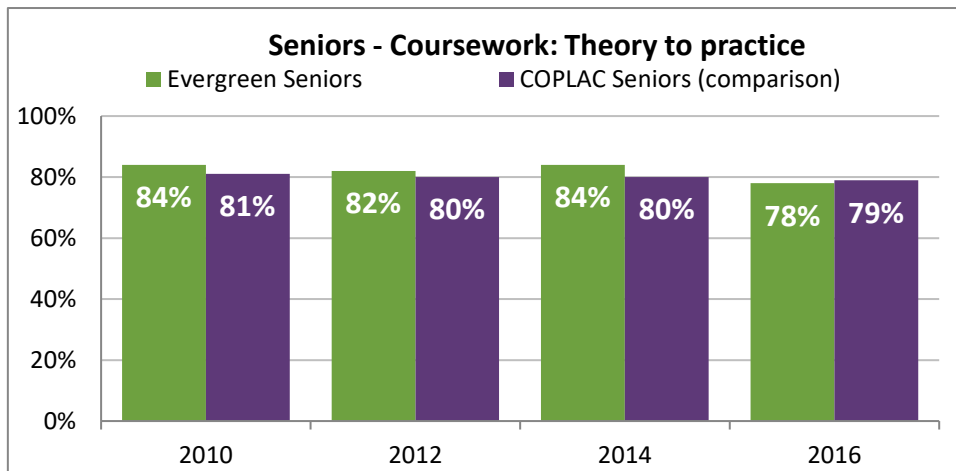
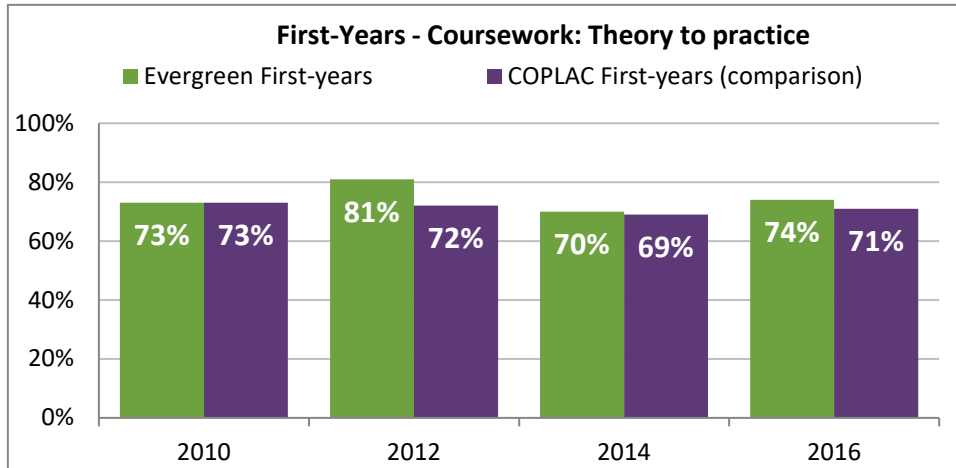
% who have done/plan to do	2010	2012	2014	2016
Evergreen Seniors	72%	74%	72%	72%
COPLAC Seniors (comparison)	76%	74%	76%	75%

*proportion who "have done" was significantly different than COPLAC at $p < .01$ (no occurrences in this set)

Core Theme 2: The Individual Engaged in Community

Objective 4: Linking theory and practice (Improve)

Indicator 4:



How much has coursework emphasized applying facts, theories, or methods to practical problems or new situations?

Source: National Survey of Student Engagement, comparison peers are participating Council of Public Liberal Arts Colleges (COPLAC)

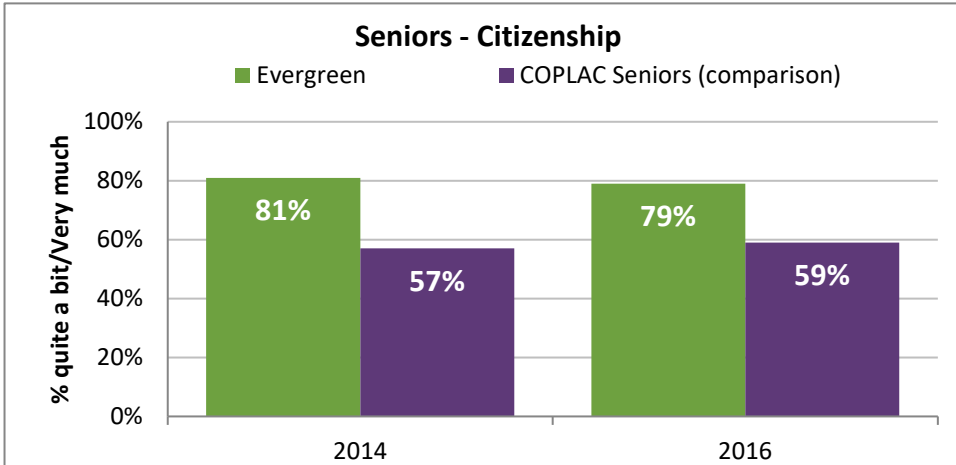
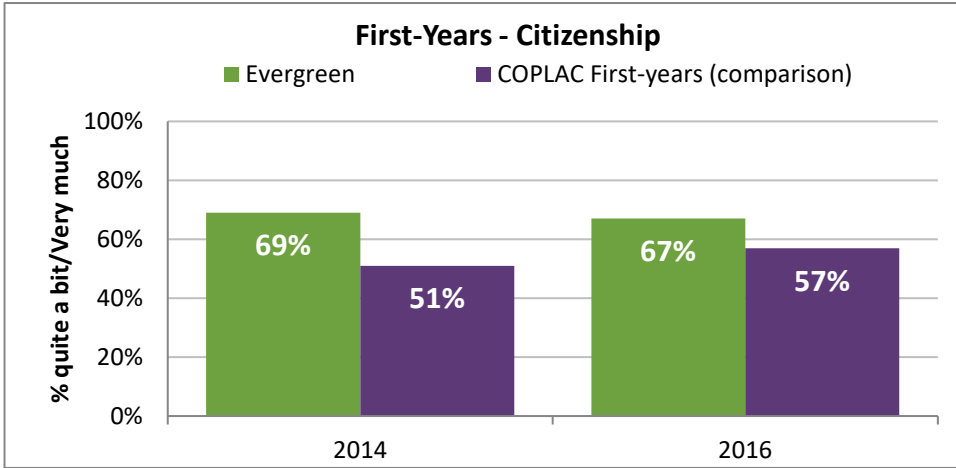
% quite a bit/very much	2010	2012	2014	2016
Evergreen First-years	73%	81%*	70%	74%
COPLAC First-years (comparison)	73%	72%	69%	71%
Evergreen Seniors	84%	82%	84%	78%
COPLAC Seniors (comparison)	81%	80%	80%	79%

*Evergreen's mean rating was significantly different from COPLAC at p<.01.

Core Theme 2: The Individual Engaged in Community

Objective 4: Linking theory and practice (Improve)

Indicator 5:



How much has your experience at this institution contributed to your knowledge, skills, and personal development in the following area:

...being an informed and active citizen?

Source: National Survey of Student Engagement, comparison peers are participating Council of Public Liberal Arts Colleges (COPLAC)

Response options: Very much, Quite a bit, Some, Very little

% quite a bit/very much

% quite a bit/very much	2014	2016
Evergreen First-years	69%*	67%*
COPLAC First-years (comparison)	51%	55%
Evergreen Seniors	81%*	79%*
COPLAC Seniors (comparison)	57%	59%

*Evergreen's mean rating was significantly different from COPLAC at $p < .01$.