





















1. How do you identify at Evergreen? (Check one)

		Response Percent	Response Count
Freshman		14.1%	84
Sophomore		16.1%	96
Junior		26.6%	158
Senior		33.8%	201
Post-Bachelors		1.7%	10
Graduate Student		7.1%	42
Post-Graduate		0.5%	3
Prefer not to answer		0.2%	1
answered question			595
skipped question			1



2. Do you live: (Check one)

		Response Percent	Response Count
Thurston County		80.4%	479
Pierce County		4.4%	26
Lewis County		1.3%	8
Mason County		3.0%	18
King County		4.0%	24
San Juan County		0.0%	0
Grays Harbor County		2.2%	13
Other (please specify)		4.7%	28
answered question			596
skipped question			0



3. How many hours are you employed weekly? (Check one)

		Response Percent	Response Count
Not currently employed		46.6%	277
Less than 10 hours		11.3%	67
10 to 20 hours		26.3%	156
20 to 35 hours		8.9%	53
More than 35 hours		6.9%	41
answered question			594
skipped question			2



4. Were you aware of the role of the S&A Board before this survey?

		Response Percent	Response Count
Yes		57.5%	340
No		42.5%	251
answered question			591
skipped question			5





5. Are there children in your household under the age of six?

		Response Percent	Response Count
Yes		7.6%	45
No		92.4%	551
answered question			596
skipped question			0







6. Do you use on-campus childcare?

		Response Percent	Response Count
Yes		17.4%	8
No		82.6%	38
answered question			46
skipped question			550

7. What prevents you from using on-campus childcare?

		Response Percent	Response Count
The hours don't work for me.		5.4%	2
I can't afford it.		37.8%	14
I didn't know there was on-campus childcare.		5.4%	2
Other (please specify)		51.4%	19
answered question			37
skipped question			559

8. Now that the Cooper Point Journal (CPJ) is an online-only student newspaper, how often do you read it at www.cooperpointjournal.com?




		Response Percent	Response Count
Daily		0.9%	5
More than once a Week		0.3%	2
Weekly		1.0%	6
Monthly		3.8%	22
Quarterly		8.2%	48
Never		85.7%	499

Optional: Please tell us any feedback you have regarding this service in the space below.

102

answered question	582
skipped question	14

9. Would you like to see the CPJ as an online-only newspaper, a print-version newspaper, or a hybrid of both online and print news stories?







		Response Percent	Response Count
Online-only		29.0%	163
Print-version		9.6%	54
Hybrid		61.4%	345

Optional: Please tell us any feedback you have regarding this service in the space below.

82

answered question	562
skipped question	34

10. The Campus Information Desk is a service located in the CAB. How often do you use the Info Desk to find campus information?



		Response Percent	Response Count
Daily		0.2%	1
More than once a Week		1.2%	7
Weekly		2.2%	13
Monthly		3.5%	20
Quarterly		20.6%	119
Never		72.3%	418

Optional: Please tell us any feedback you have regarding this service in the space below.










58

answered question	578
skipped question	18














11. The Office of Sexual Assault Prevention (OSAP) provides advocacy, prevention, and outreach to survivors of sexual domestic/bias violence. Are you aware of these services?

		Response Percent	Response Count
Yes, I am aware of the services provided by OSAP.		77.6%	454
No, I am unaware of the services provided by OSAP.		22.4%	131
answered question			585
skipped question			11














12. When you are listening to the radio, what types of programs do you listen to? (Check all that apply)

		Response Percent	Response Count
Comedy		26.3%	149
Modern Rock		47.0%	266
Hip-Hop		41.3%	234
World Music		33.7%	191
Public Affairs		38.9%	220
News		59.5%	337
Reggae		22.3%	126
Funk/Soul/Blues		37.6%	213
Other (please specify)		30.0%	170
answered question			566
skipped question			30






13. What are the most important non-academic components and classes that the Athletic Department provides for you? (Check all that apply)

		Response Percent	Response Count
Aerobic / Cardio Workout Room		52.8%	281
Climbing Gym		38.7%	206
Dance Rooms		24.6%	131
Fields & Track		15.4%	82
Games Room		8.1%	43
Gymnasium		16.7%	89
Intercollegiate Athletic Events		8.8%	47
Racquetball Courts		12.2%	65
Swimming Pool		46.2%	246
The Outdoor Program (TOP)		24.1%	128
Weight Rooms		41.9%	223
Wellness/Recreation Classes		33.1%	176
Other (please specify)		19.9%	106
		answered question	532
		skipped question	64

14. The Outdoor Program (TOP) is considering expanding it's current program to include new services. Which of the following services would be of most use to you? (Check all that apply)

		Response Percent	Response Count
Kayak Rental		52.0%	278
Outdoor Equipment Rental (such as camping gear)		47.7%	255
Kayak Trips		34.4%	184
Overnighting Camping / Backpacking Trips		43.4%	232
Mountain Climbing Trips		30.3%	162
Hiking Trips		49.2%	263
River Rafting Trips		35.3%	189
Rope Challenge Courses		31.2%	167
Sailing Trips		35.9%	192
Skiing / Sledding / Snowboarding Trips		31.6%	169
Wilderness Skills Courses and Certification Opportunities		57.0%	305
Equipment Proficiency Training		36.8%	197
Other (please specify)		11.8%	63
answered question			535
skipped question			61







15. How often do you attend competitive athletic events or games at Evergreen such as Basketball, Cross-Country, Soccer, Track and Field, or Volleyball?

		Response Percent	Response Count
More than once a Week		2.3%	13
Weekly		1.4%	8
Monthly		5.4%	31
Quarterly		13.2%	76
Never		77.7%	447
answered question			575
skipped question			21

16. If you do not regularly attend competitive athletic games, why do you choose not to attend?

	Response Count
	417
answered question	417
skipped question	179

17. How often do you purchase food/drinks from the student-run Flaming Eggplant Cafe?

		Response Percent	Response Count
Daily		3.7%	21
More than once a Week		13.9%	80
Weekly		11.7%	67
Monthly		15.0%	86
Quarterly		19.0%	109
Never		36.8%	211

Optional: Please tell us any feedback you have regarding this service in the space below.

163

answered question	574
skipped question	22




















18. If you do not regularly eat at the student-run Flaming Eggplant, what prevents you from going to the Flaming Eggplant?

	Response Count
--	-------------------

346

answered question	346
skipped question	250

19. How do you usually find out about campus activities and events? (Check all that apply)

		Response Percent	Response Count
Cooper Point Journal (CPJ)		5.9%	33
KAOS 89.3FM radio station		17.6%	98
Evergreen Online Calendar		26.1%	145
Information Desk		6.1%	34
Large Green signboards		40.8%	227
Large Paper Banners		45.5%	253
Table displays in the Market or Cafeteria		22.8%	127
TESC Crier or Other Email Listservs		44.8%	249
The Olympian newspaper		4.1%	23
Flyers posted on-campus		74.8%	416
Flyers posted off-campus		15.6%	87
Flyers in my housing mailbox		3.1%	17
Small Paper Handbills		12.6%	70
Signs at the Roundabout		10.6%	59
Word of mouth		69.1%	384
Class Announcements in my Academic Program		31.8%	177
Facebook		36.9%	205
Other Social Networking Sites other than Facebook		2.7%	15
Other (please specify)		4.1%	23
answered question			556

20. How often do you attend these events on campus?

	Not at all	Not really	Occasionally	Fairly Often	Frequently	Rating Average	Response Count
Art shows and openings	38.4% (211)	21.5% (118)	31.9% (175)	5.6% (31)	2.6% (14)	2.12	549
Athletic Events	73.3% (404)	12.3% (68)	8.3% (46)	2.0% (11)	4.0% (22)	1.51	551
Concerts	41.5% (225)	24.5% (133)	27.9% (151)	4.6% (25)	1.5% (8)	2.00	542
Conferences and Conventions	35.2% (192)	24.2% (132)	34.6% (189)	5.7% (31)	0.4% (2)	2.12	546
Community Building Activities	53.2% (292)	23.3% (128)	18.8% (103)	4.2% (23)	0.5% (3)	1.76	549
Dances	64.7% (355)	14.0% (77)	13.8% (76)	4.6% (25)	2.9% (16)	1.67	549
Events for families with children	76.9% (420)	11.5% (63)	9.7% (53)	1.5% (8)	0.4% (2)	1.37	546
Films and movies	41.2% (226)	23.7% (130)	29.5% (162)	4.4% (24)	1.3% (7)	2.01	549
Games	64.0% (347)	20.5% (111)	11.8% (64)	2.4% (13)	1.3% (7)	1.56	542
Outdoor/Nature Activities	44.7% (245)	18.8% (103)	23.2% (127)	7.5% (41)	5.8% (32)	2.11	548
Plays/Theater	39.3% (214)	17.4% (95)	32.8% (179)	8.1% (44)	2.4% (13)	2.17	545
Poetry Readings/Open Mics	55.9% (305)	21.6% (118)	17.6% (96)	2.9% (16)	2.0% (11)	1.74	546
Speaker on cultural topics	36.7% (201)	20.4% (112)	30.7% (168)	8.8% (48)	3.5% (19)	2.22	548
Speaker on environmental topics	37.2% (203)	23.1% (126)	27.7% (151)	8.6% (47)	3.3% (18)	2.18	545

Speaker on political topics	38.0% (207)	20.7% (113)	28.3% (154)	10.1% (55)	2.9% (16)	2.19	545
Speaker on scientific topics	39.6% (216)	20.9% (114)	25.5% (139)	9.3% (51)	4.8% (26)	2.19	546
Workshops and trainings	30.4% (167)	20.4% (112)	34.1% (187)	10.2% (56)	4.9% (27)	2.39	549
answered question							558
skipped question							38

21. Would you like to see more of these events happen on campus?



	Not at all	Not really	Occasionally	Fairly Often	Frequently	Rating Average	Response Count
Art shows and openings	10.6% (53)	15.7% (79)	31.5% (158)	21.9% (110)	20.3% (102)	3.26	502
Athletic Events	22.4% (109)	31.6% (154)	25.7% (125)	9.7% (47)	10.7% (52)	2.55	487
Concerts	8.6% (43)	12.6% (63)	30.2% (151)	22.8% (114)	25.8% (129)	3.45	500
Conferences and Conventions	9.4% (46)	16.9% (83)	40.5% (199)	20.6% (101)	12.6% (62)	3.10	491
Community Building Activities	14.0% (68)	24.7% (120)	33.3% (162)	14.4% (70)	13.6% (66)	2.89	486
Dances	20.9% (104)	23.9% (119)	26.8% (133)	14.1% (70)	14.3% (71)	2.77	497
Events for families with children	21.9% (108)	25.8% (127)	29.6% (146)	12.4% (61)	10.3% (51)	2.63	493
Films and movies	9.7% (48)	14.1% (70)	32.1% (159)	23.4% (116)	20.8% (103)	3.31	496
Games	15.5% (76)	25.7% (126)	32.4% (159)	15.1% (74)	11.2% (55)	2.81	490
Outdoor/Nature Activities	7.8% (39)	13.3% (67)	27.3% (137)	20.9% (105)	30.7% (154)	3.53	502
Plays/Theater	10.3% (52)	12.2% (62)	30.6% (155)	21.9% (111)	25.0% (127)	3.39	507
Poetry Readings/Open Mics	17.5% (85)	21.4% (104)	31.4% (153)	13.6% (66)	16.2% (79)	2.90	487
Speaker on cultural topics	9.8% (49)	16.2% (81)	30.0% (150)	20.8% (104)	23.2% (116)	3.31	500
Speaker on environmental topics	9.3% (46)	15.3% (76)	29.6% (147)	22.6% (112)	23.2% (115)	3.35	496
Speaker on political topics	12.1% (60)	16.6% (82)	27.5% (136)	20.4% (101)	23.4% (116)	3.26	495

Speaker on scientific topics	8.6% (43)	15.2% (76)	26.4% (132)	21.8% (109)	28.0% (140)	3.45	500
Workshops and trainings	7.9% (39)	10.5% (52)	26.6% (132)	24.6% (122)	30.4% (151)	3.59	496
answered question							535
skipped question							61

22. Given the above list, and your own interests. What is the most important use for S&A Fees?

	Response Count
	393
answered question	393
skipped question	203

23. Given the choice, would you prefer your student fees to fund:







		Response Percent	Response Count
Fewer, larger events (multi-day events, big name speakers and bands, etc.)		59.8%	313
More, smaller events (local speakers, etc.)		40.2%	210

Optional: Any specific speakers or performers you would like to see?

121

answered question	523
skipped question	73

24. How often do you participate in Registered Student Organization sponsored meetings or events?

		Response Percent	Response Count
Daily		2.2%	12
Several Days a Week		7.9%	44
Weekly		11.5%	64
Monthly		11.6%	65
Quarterly		18.8%	105
Never		48.0%	268






Optional: Any additional thoughts? 32

answered question	558
skipped question	38











25. When are you likely to attend a non-academic activity at Evergreen? (Please check all that apply)

	Monday	Tuesday	Wednesday	Thursday	Friday	Saturday	Sunday	Res C
Mornings (before noon)	39.0% (76)	33.3% (65)	33.3% (65)	28.2% (55)	42.1% (82)	60.0% (117)	54.4% (106)	
Afternoons (noon to 5pm)	48.7% (191)	46.4% (182)	56.1% (220)	47.4% (186)	51.8% (203)	63.0% (247)	57.1% (224)	
Evenings (after 5pm)	58.0% (253)	58.9% (257)	65.4% (285)	64.7% (282)	73.2% (319)	65.6% (286)	55.3% (241)	
Late Night (after 10pm)	32.9% (82)	31.3% (78)	32.9% (82)	40.2% (100)	78.3% (195)	83.5% (208)	51.8% (129)	
answered question								
skipped question								

26. How do you self identify your gender? (Optional)

		Response Percent	Response Count
Female		56.5%	314
Male		35.4%	197
Transgender		1.3%	7
Prefer not to answer		4.5%	25
Please specify in the space below:		2.3%	13
answered question			556
skipped question			40

27. How do you self identify? (Optional, Select all that apply)

		Response Percent	Response Count
African / Black		2.4%	13
Indigenous / Native American		6.0%	33
Asian		3.1%	17
Hispanic / Latino		5.2%	29
Native Hawaiian / Pacific Islander		1.8%	10
White (non-Hispanic / Caucasian)		76.1%	421
Person of Color		2.9%	16
Biracial / Multiracial		7.4%	41
Prefer not to answer		10.5%	58
Please specify in the space below:		3.3%	18
answered question			553
skipped question			43

28. What is your age? (Optional)

		Response Percent	Response Count
19 and under		14.9%	83
20 to 22		35.4%	197
23 to 26		19.2%	107
27 to 30		7.7%	43
31 to 35		7.6%	42
36 to 40		5.0%	28
41 to 45		2.5%	14
46 to 50		1.4%	8
51 or older		3.2%	18
Prefer not to answer		2.9%	16
answered question			556
skipped question			40



29. It's important for S&A to be aware of student access needs that might prevent you from fully participating in an activity or opportunity. Do you have any special needs that restrict your ability to participate in activities?

		Response Percent	Response Count
No		94.0%	513
Yes (In the space below, please let us know how accessible campus events are to you, and what we might do to improve your access.)		6.0%	33
answered question			546
skipped question			50



30. Almost done! Anything else you want us to know? Anything, anything at all? Last chance on this survey.

	Response Count
	187
answered question	187
skipped question	409

31. As a thank you for participating in this survey, would you like to be entered into a random drawing at a chance to win one of fifteen, \$20 gift cards to the Evergreen Bookstore?

		Response Percent	Response Count
Yes		92.0%	515
No thank you		8.0%	45
	answered question		560
	skipped question		36

32. You will be entered into a random drawing for a \$20 Evergreen Bookstore Gift Card. There will be fifteen winners. Please provide a contact email so we may contact you if you're a winner. (We will not use your email for any other purposes, we promise!)

		Response Percent	Response Count
Name:		100.0%	514
Email Address:		100.0%	514
	answered question		514
	skipped question		82