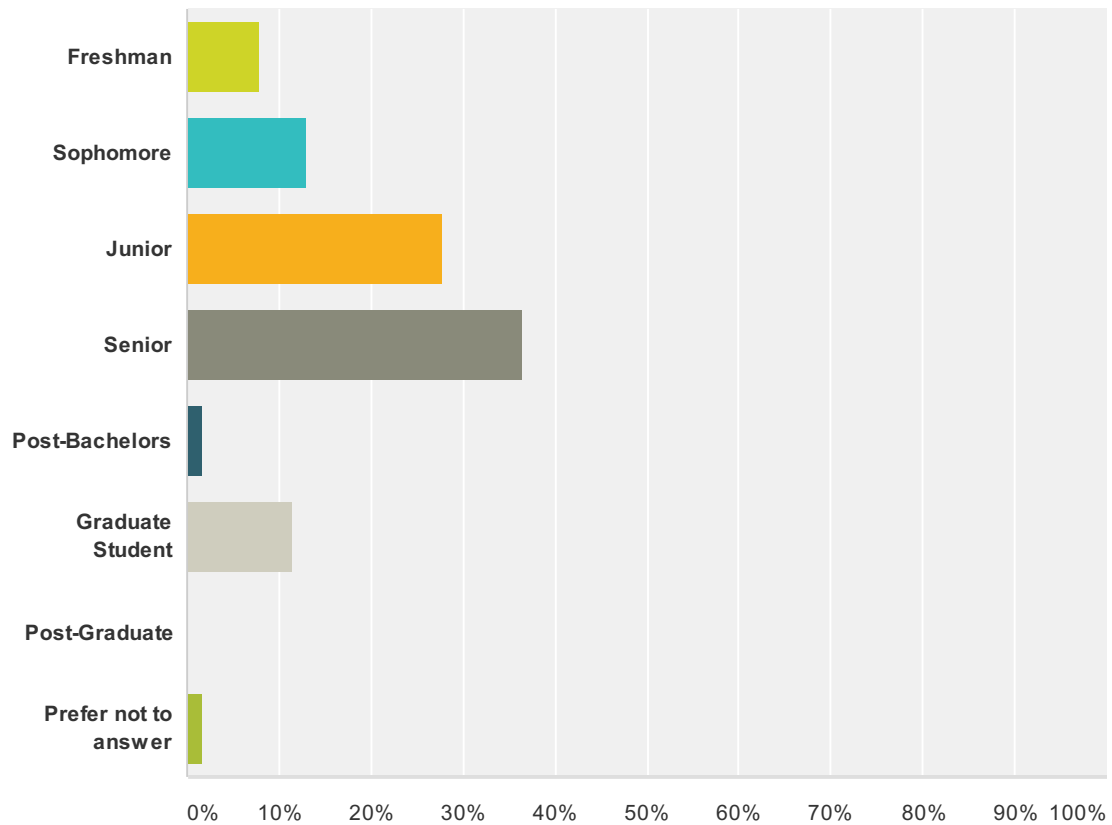


Q1 How do you identify at Evergreen? (Check one)

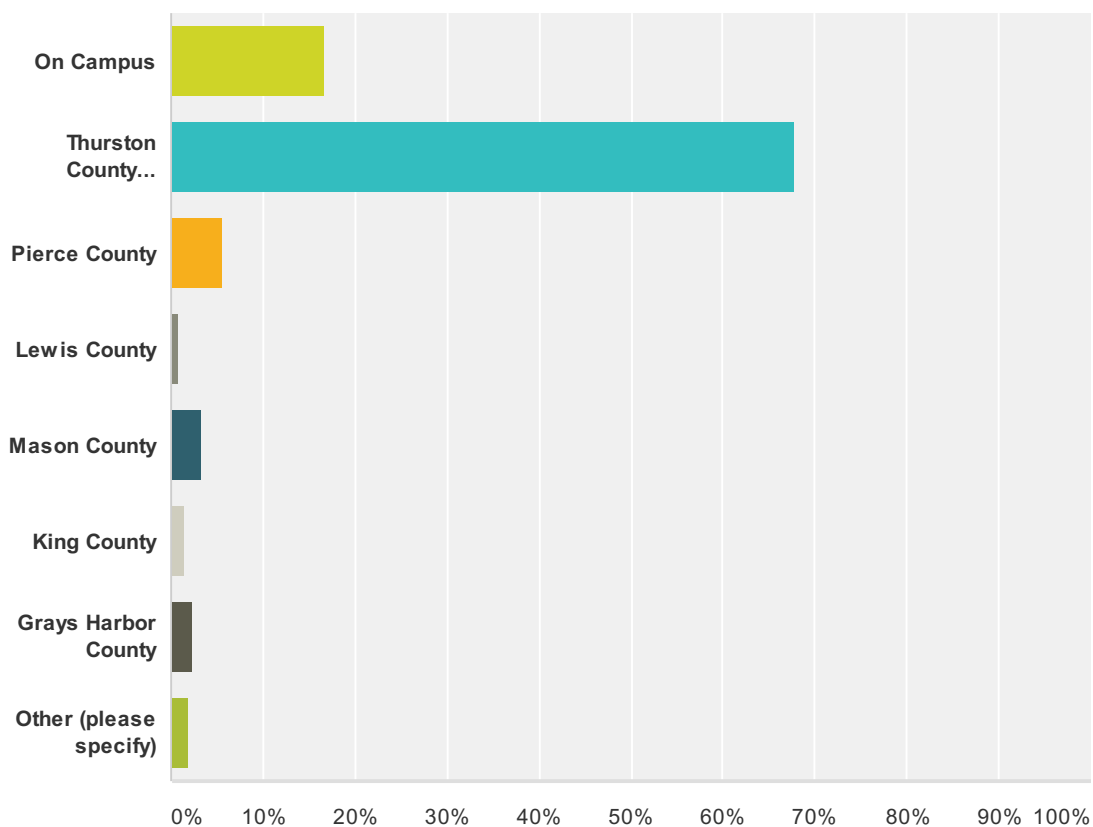
Answered: 494 Skipped: 2



Answer Choices	Responses
Freshman	7.89% 39
Sophomore	12.96% 64
Junior	27.73% 137
Senior	36.44% 180
Post-Bachelors	1.62% 8
Graduate Student	11.54% 57
Post-Graduate	0.20% 1
Prefer not to answer	1.62% 8
Total	494

Q2 Do you live: (Check one)

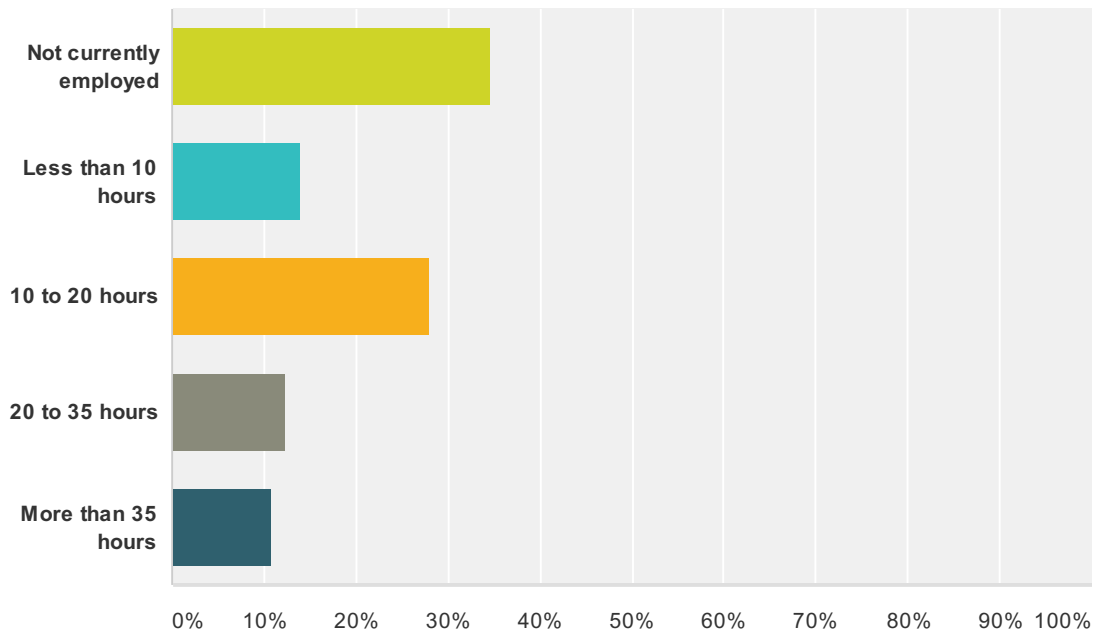
Answered: 494 Skipped: 2



Answer Choices	Responses	
On Campus	16.80%	83
Thurston County (Off-Campus)	67.81%	335
Pierce County	5.67%	28
Lewis County	0.81%	4
Mason County	3.44%	17
King County	1.42%	7
Grays Harbor County	2.23%	11
Other (please specify)	1.82%	9
Total		494

Q3 How many hours are you employed weekly? (Check one)

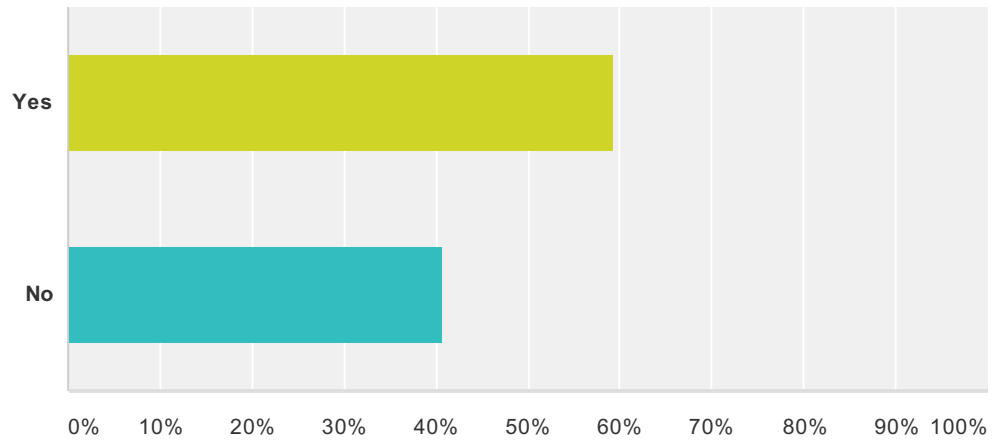
Answered: 492 Skipped: 4



Answer Choices	Responses	
Not currently employed	34.76%	171
Less than 10 hours	14.02%	69
10 to 20 hours	28.05%	138
20 to 35 hours	12.40%	61
More than 35 hours	10.77%	53
Total		492

Q4 Were you aware of the role of the S&A Board before this survey?

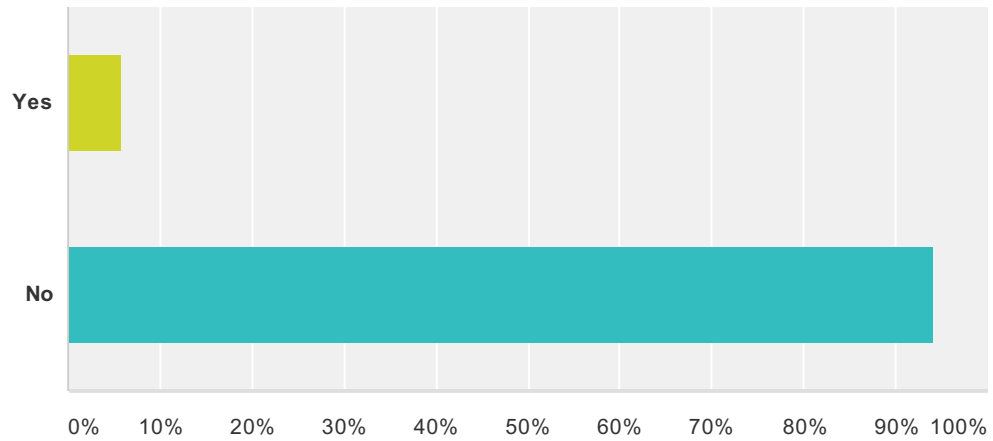
Answered: 495 Skipped: 1



Answer Choices	Responses	
Yes	59.19%	293
No	40.81%	202
Total		495

Q5 Are there children in your household under the age of six?

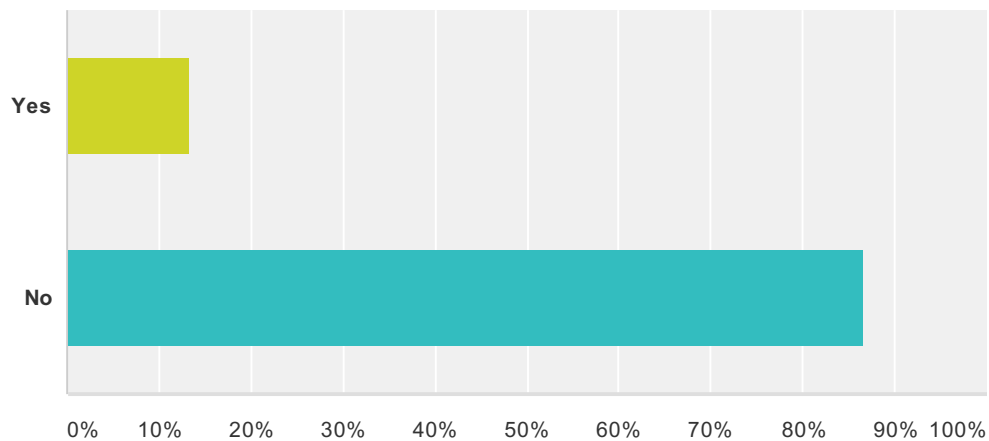
Answered: 496 Skipped: 0



Answer Choices	Responses	
Yes	5.85%	29
No	94.15%	467
Total		496

Q6 Do you use on-campus childcare?

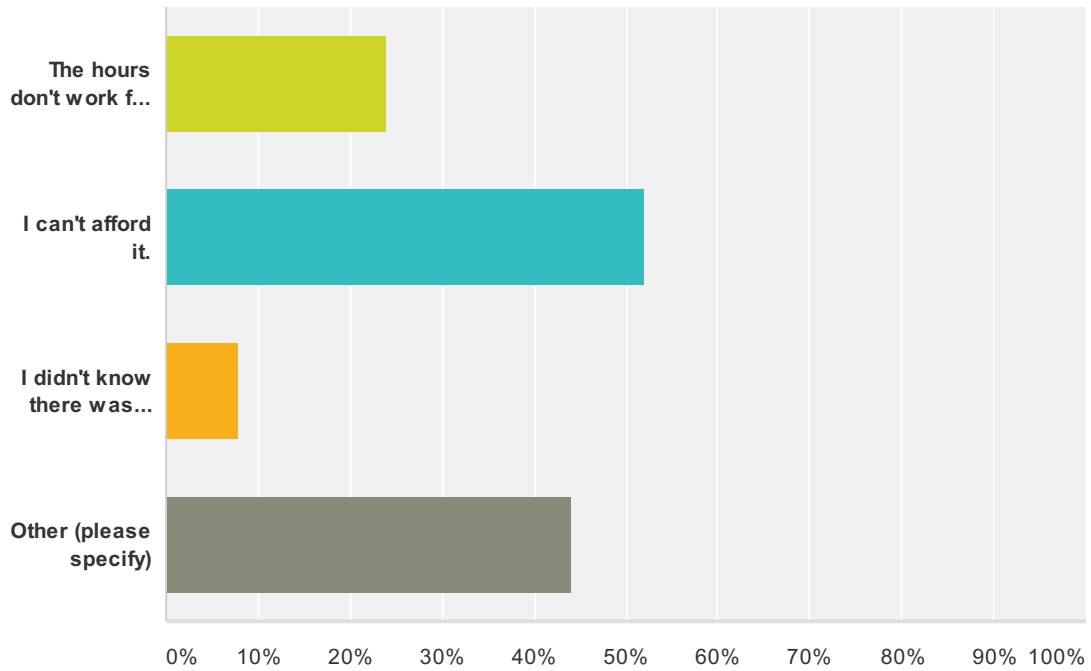
Answered: 30 Skipped: 466



Answer Choices	Responses	
Yes	13.33%	4
No	86.67%	26
Total		30

Q7 What prevents you from using on-campus childcare? (Check all that apply)

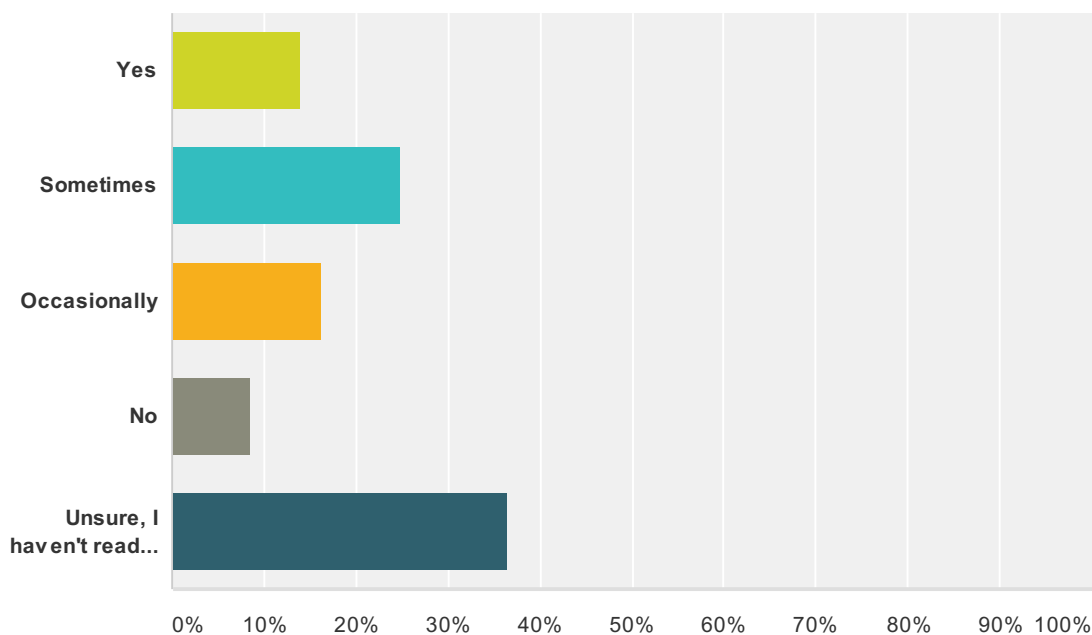
Answered: 25 Skipped: 471



Answer Choices	Responses	
The hours don't work for me.	24.00%	6
I can't afford it.	52.00%	13
I didn't know there was on-campus childcare.	8.00%	2
Other (please specify)	44.00%	11
Total Respondents: 25		

Q8 The Cooper Point Journal (CPJ) is a print and online student newspaper available for pick-up around campus and at www.cooperpointjournal.com. Does the Cooper Point Journal produce content that is interesting and/or relevant to you?

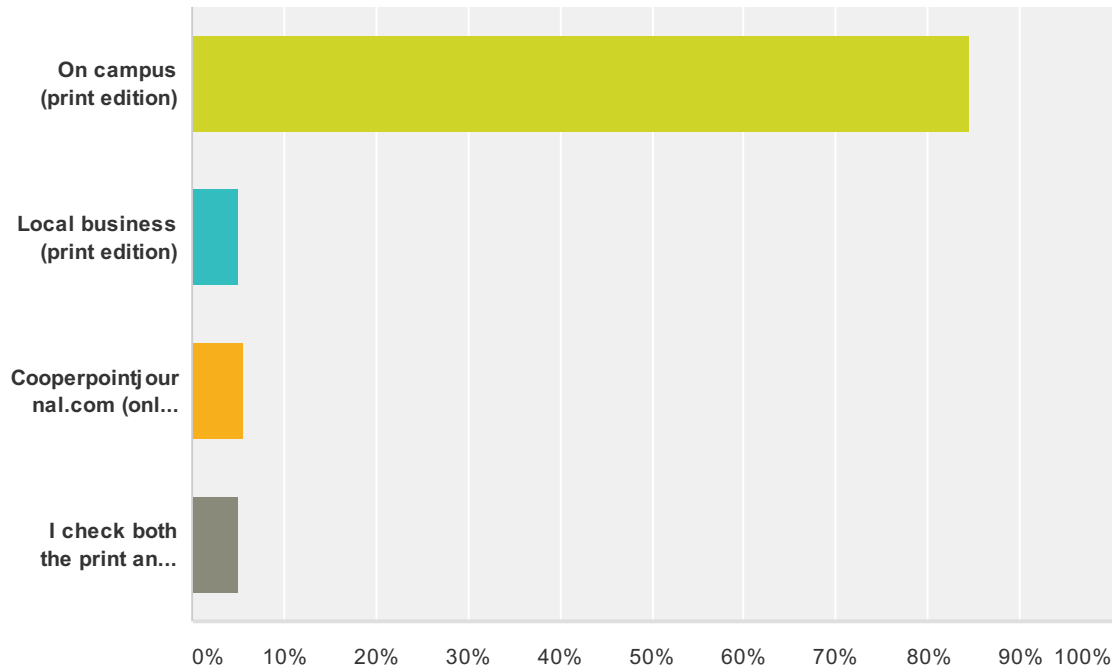
Answered: 493 Skipped: 3



Answer Choices	Responses	
Yes	14.00%	69
Sometimes	24.75%	122
Occasionally	16.23%	80
No	8.52%	42
Unsure, I haven't read the CPJ	36.51%	180
Total		493

Q9 Where do you most often access the CPJ?

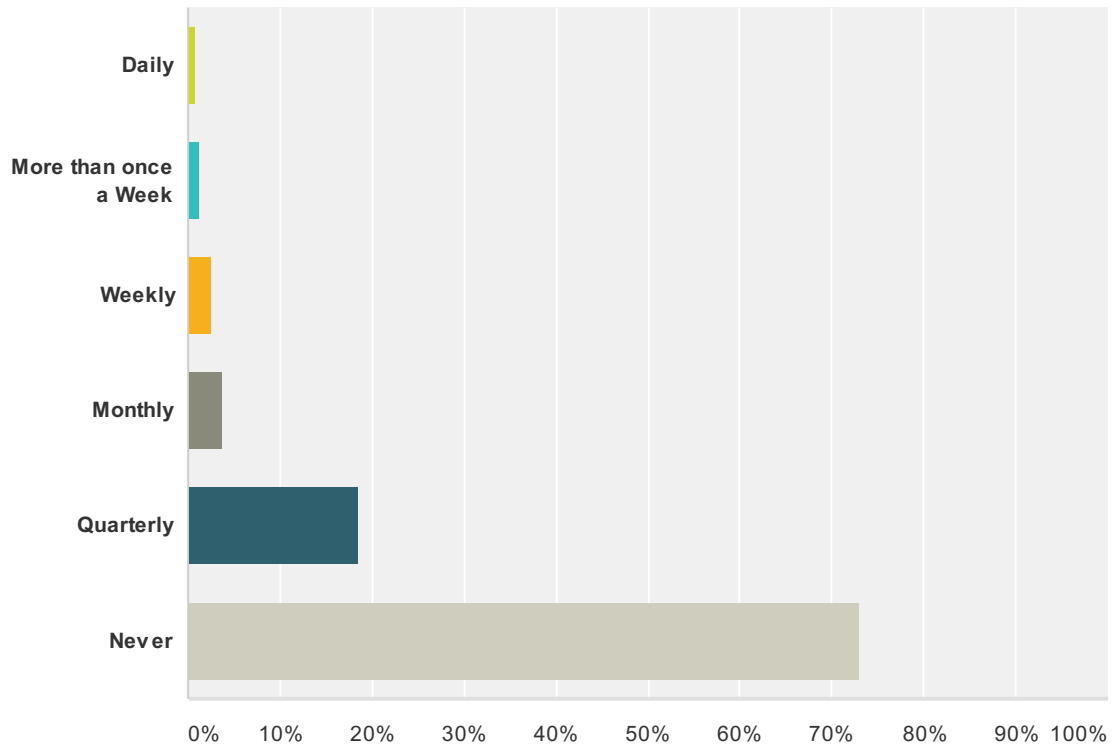
Answered: 304 Skipped: 192



Answer Choices	Responses	
On campus (print edition)	84.54%	257
Local business (print edition)	4.93%	15
Cooperpointjournal.com (online edition)	5.59%	17
I check both the print and online edition	4.93%	15
Total		304

Q10 The Campus Information Desk is a service located on the CAB 2nd Floor. How often do you use the Info Desk to find campus information?

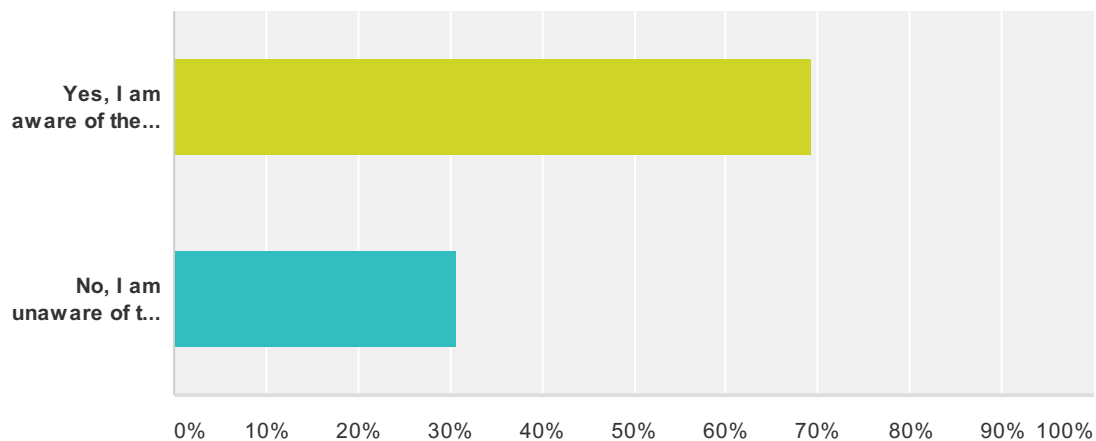
Answered: 488 Skipped: 8



Answer Choices	Responses	
Daily	0.82%	4
More than once a Week	1.23%	6
Weekly	2.46%	12
Monthly	3.69%	18
Quarterly	18.65%	91
Never	73.16%	357
Total		488

Q11 The Office of Sexual Violence Prevention (OSVP) is a confidential starting point for students affected by sexual assault, relationship violence, stalking or related concerns. Are you aware of these services?

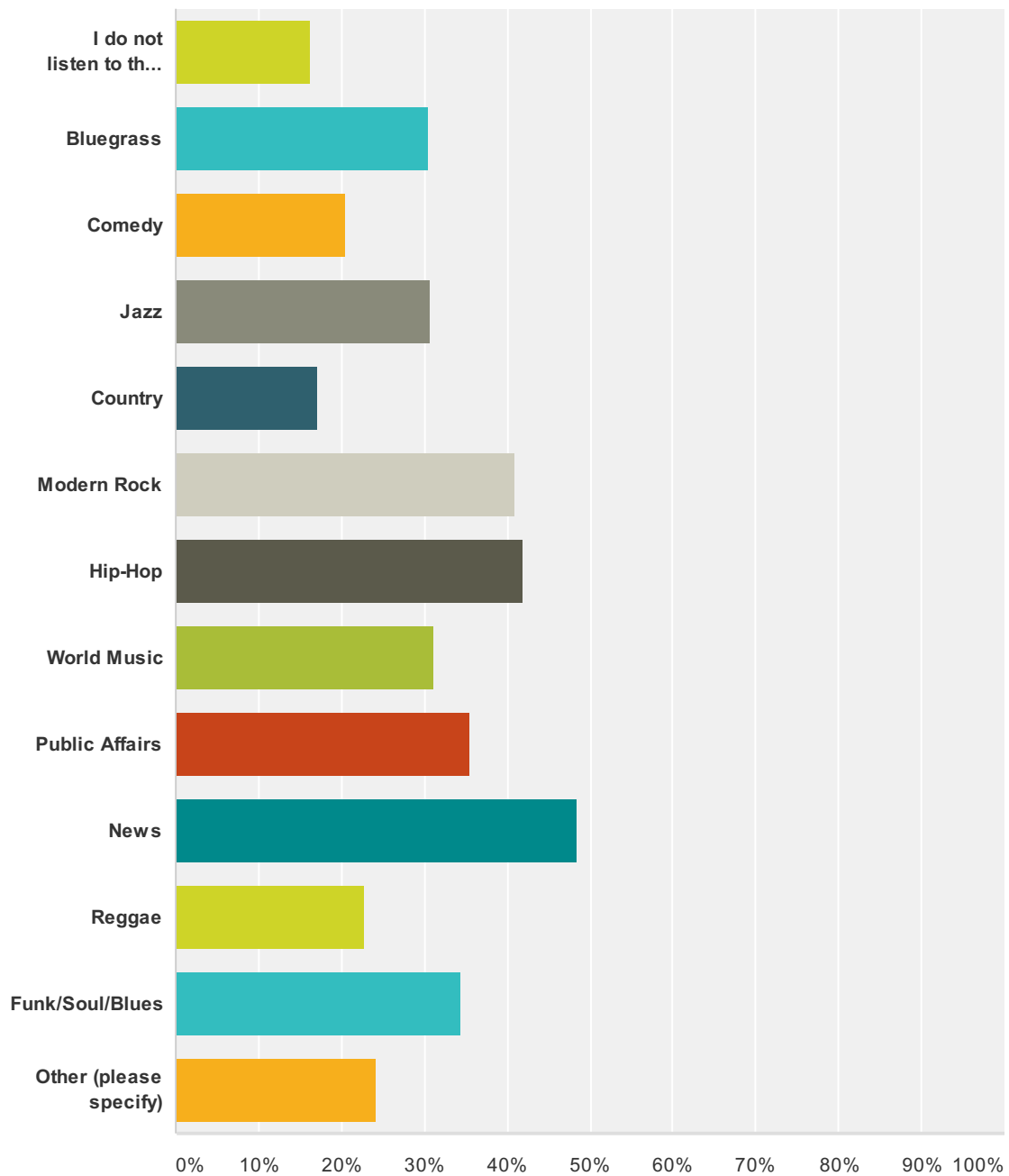
Answered: 488 Skipped: 8



Answer Choices	Responses	
Yes, I am aware of the services provided by OSVP.	69.26%	338
No, I am unaware of the services provided by OSVP.	30.74%	150
Total		488

**Q12 When you are listening to the radio,
what types of programs do you listen to?
(Check all that apply)**

Answered: 485 Skipped: 11



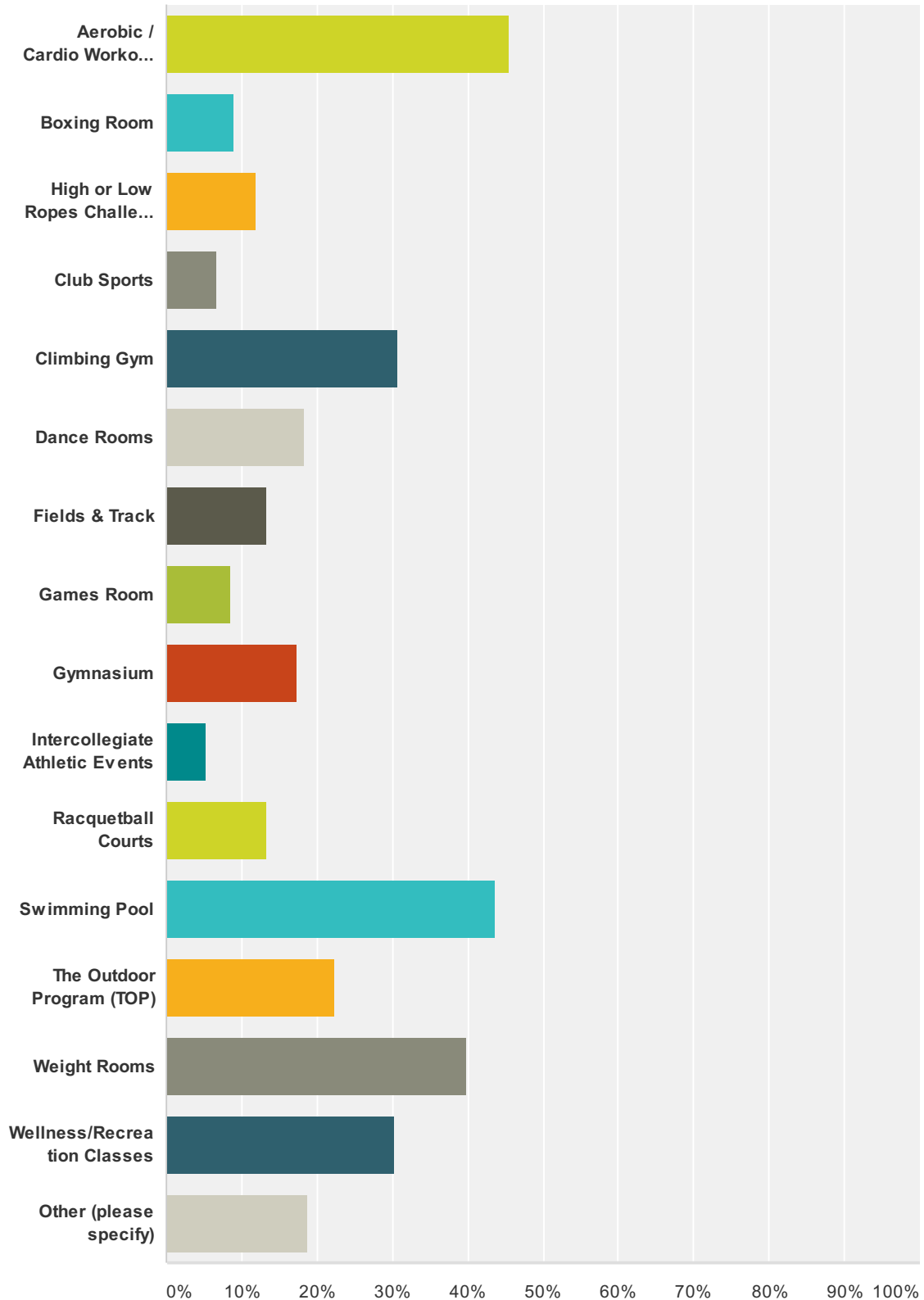
Answer Choices	Responses
I do not listen to the radio	16.29% 79
Bluegrass	30.52% 148
Comedy	20.41% 99
Jazz	30.72% 149

2014 SA Board Survey

Country	17.11%	83
Modern Rock	40.82%	198
Hip-Hop	42.06%	204
World Music	31.13%	151
Public Affairs	35.46%	172
News	48.45%	235
Reggae	22.68%	110
Funk/Soul/Blues	34.43%	167
Other (please specify)	24.12%	117
Total Respondents: 485		

Q13 What are the most important non-academic components and classes that the Recreation and Athletics Department provides for you? (Check all that apply)

Answered: 428 Skipped: 68

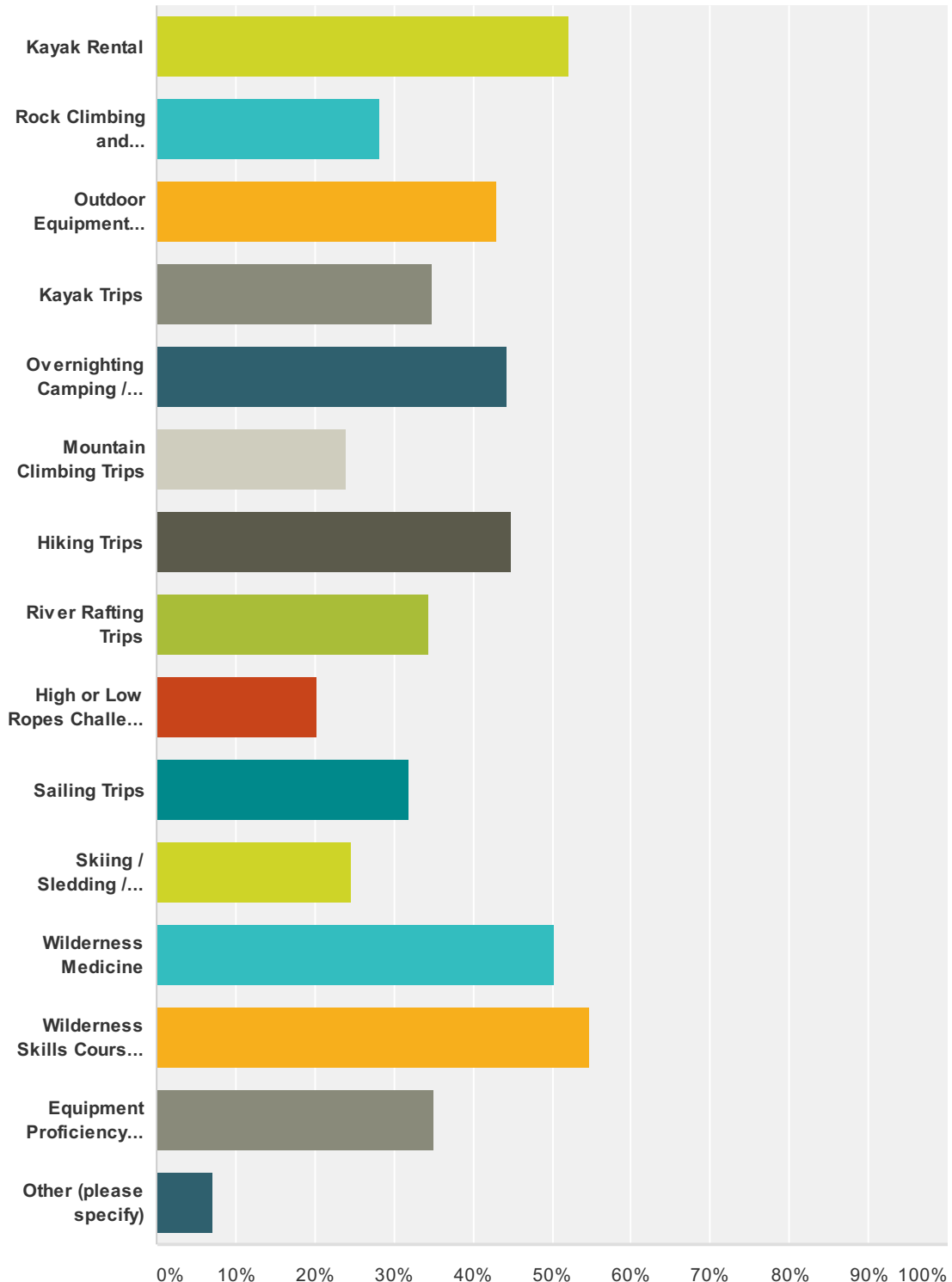


2014 SA Board Survey

Answer Choices	Responses	
Aerobic / Cardio Workout Rooms	45.56%	195
Boxing Room	8.88%	38
High or Low Ropes Challenge Course	11.92%	51
Club Sports	6.78%	29
Climbing Gym	30.61%	131
Dance Rooms	18.46%	79
Fields & Track	13.32%	57
Games Room	8.64%	37
Gymnasium	17.29%	74
Intercollegiate Athletic Events	5.14%	22
Racquetball Courts	13.32%	57
Swimming Pool	43.69%	187
The Outdoor Program (TOP)	22.43%	96
Weight Rooms	39.95%	171
Wellness/Recreation Classes	30.37%	130
Other (please specify)	18.69%	80
Total Respondents: 428		

Q14 The Outdoor Program (TOP) is considering expanding it's current program to include new services. Which of the following services would be of most use to you? (Check all that apply)

Answered: 438 Skipped: 58

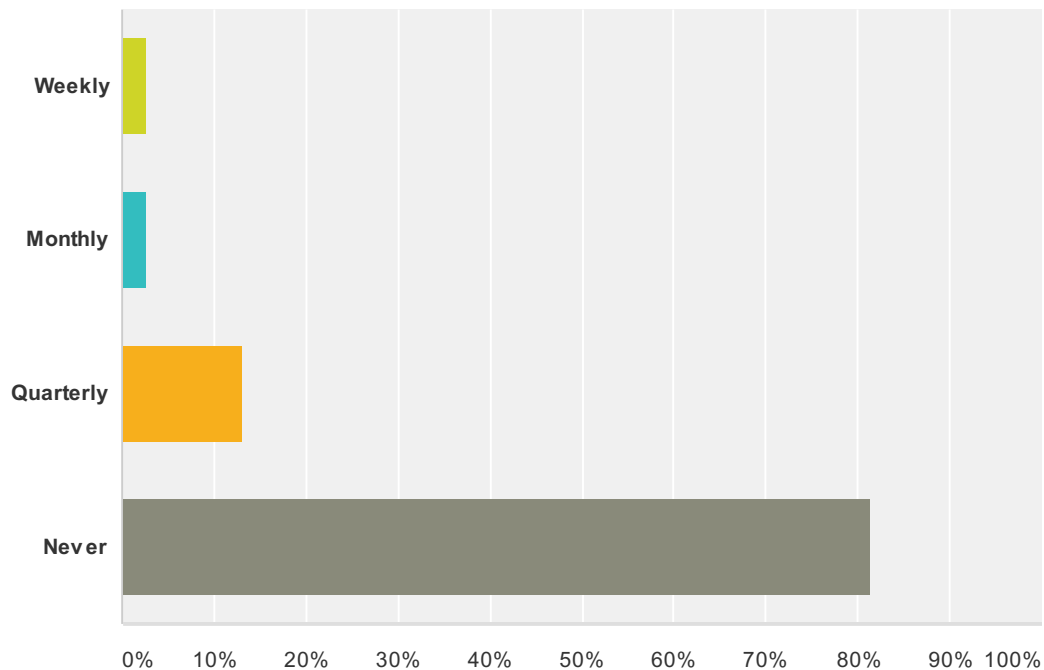


2014 SA Board Survey

Kayak Rental	52.28%	229
Rock Climbing and Conditioning	28.08%	123
Outdoor Equipment Rental (such as camping gear)	42.92%	188
Kayak Trips	34.93%	153
Overnighting Camping / Backpacking Trips	44.29%	194
Mountain Climbing Trips	23.97%	105
Hiking Trips	44.98%	197
River Rafting Trips	34.47%	151
High or Low Ropes Challenge Course	20.32%	89
Sailing Trips	31.96%	140
Skiing / Sledding / Snowboarding Trips	24.66%	108
Wilderness Medicine	50.23%	220
Wilderness Skills Courses and Certification Opportunities	54.79%	240
Equipment Proficiency Training	35.16%	154
Other (please specify)	7.08%	31
Total Respondents: 438		

**Q15 How often do you attend
intercollegiate athletic events or games at
Evergreen such as Basketball, Cross-
Country, Soccer, or Volleyball?**

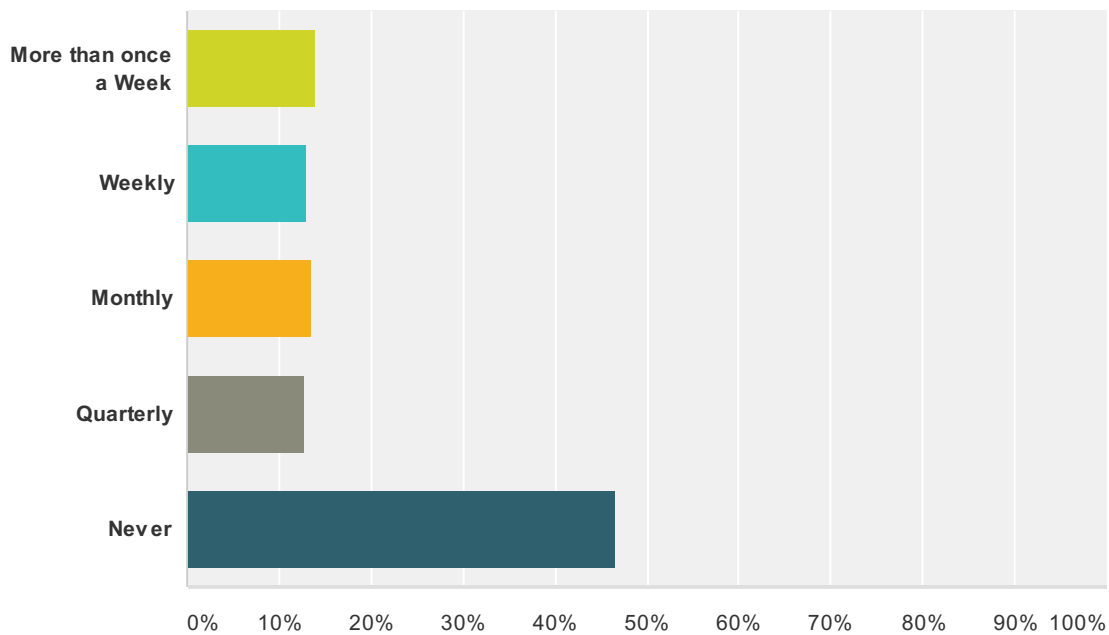
Answered: 484 Skipped: 12



Answer Choices	Responses	
Weekly	2.69%	13
Monthly	2.69%	13
Quarterly	13.22%	64
Never	81.40%	394
Total		484

Q17 How often do you ride the Nightline Late Night Shuttle?

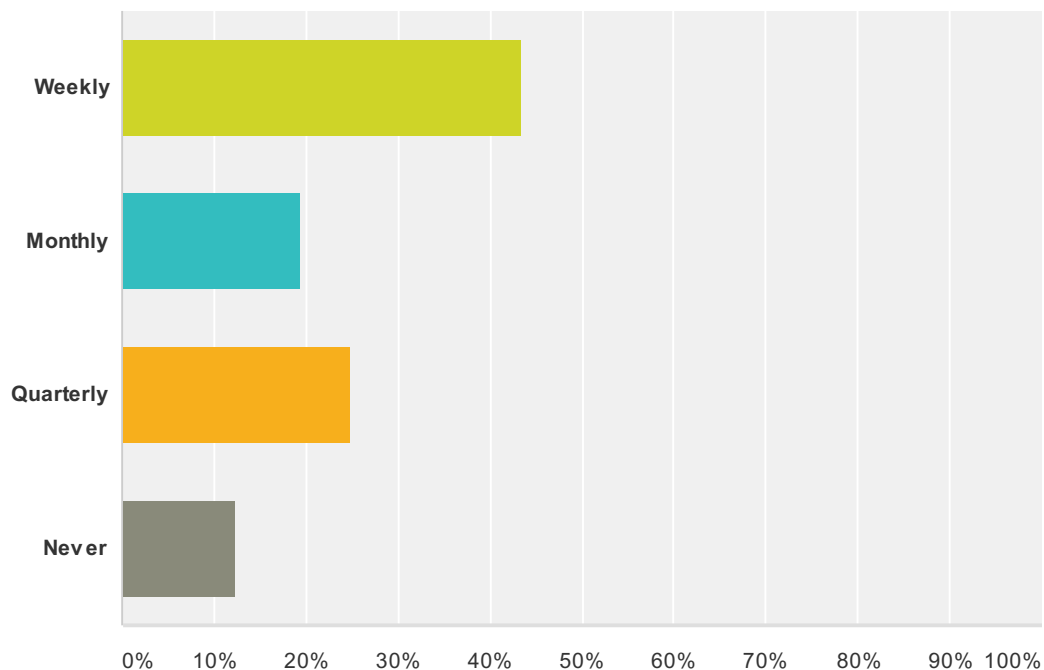
Answered: 485 Skipped: 11



Answer Choices	Responses	
More than once a Week	14.02%	68
Weekly	12.99%	63
Monthly	13.61%	66
Quarterly	12.78%	62
Never	46.60%	226
Total		485

Q18 How often do you ride the Nightline Late Night Shuttle on Friday night?

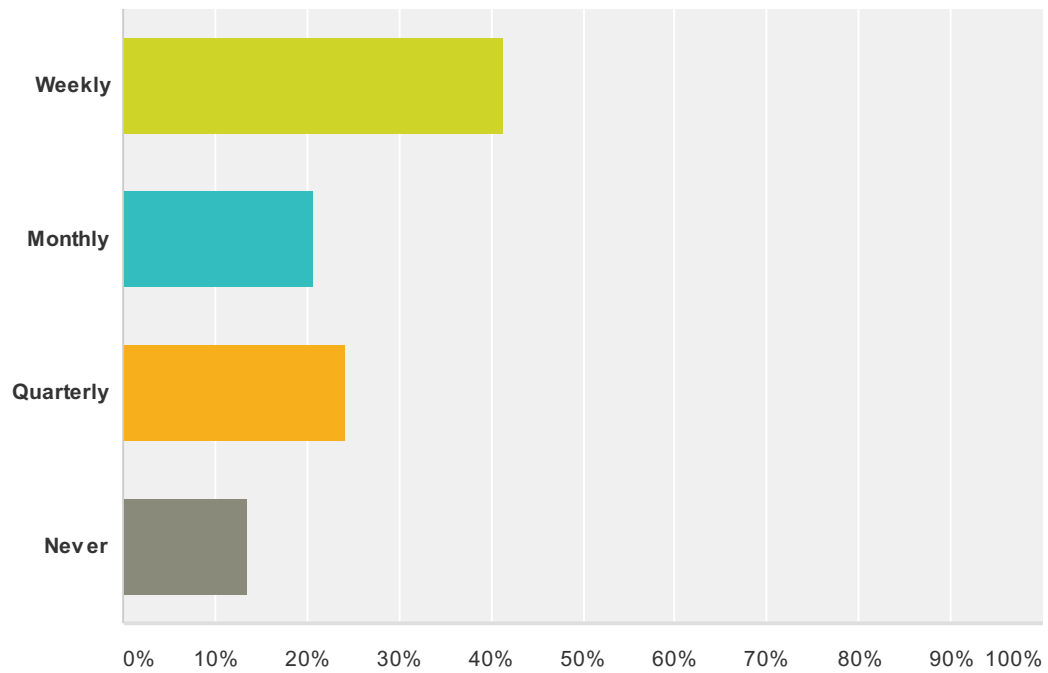
Answered: 258 Skipped: 238



Answer Choices	Responses	
Weekly	43.41%	112
Monthly	19.38%	50
Quarterly	24.81%	64
Never	12.40%	32
Total		258

Q19 How often do you ride the Nightline Late Night Shuttle on Saturday night?

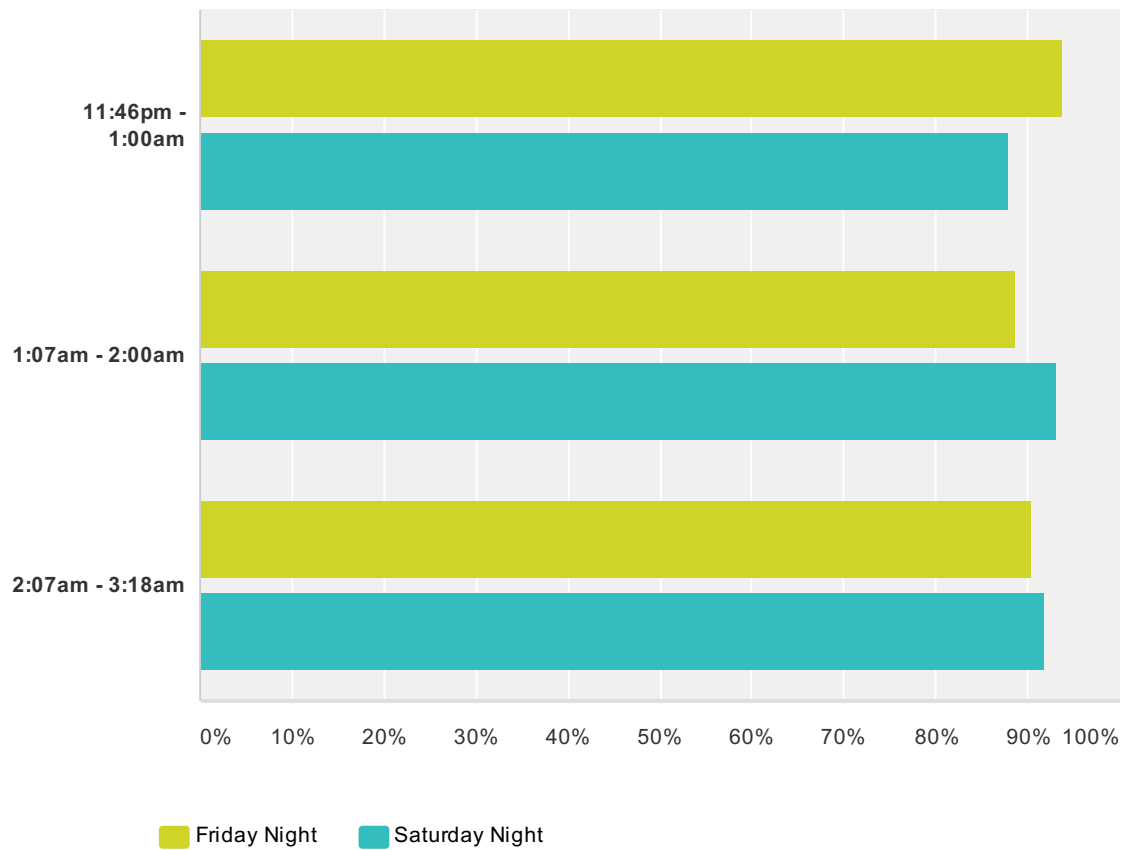
Answered: 256 Skipped: 240



Answer Choices	Responses	
Weekly	41.41%	106
Monthly	20.70%	53
Quarterly	24.22%	62
Never	13.67%	35
Total		256

**Q20 When are you likely to ride the Late Night Shuttle on Friday or Saturday Night?
(Check all that apply.)**

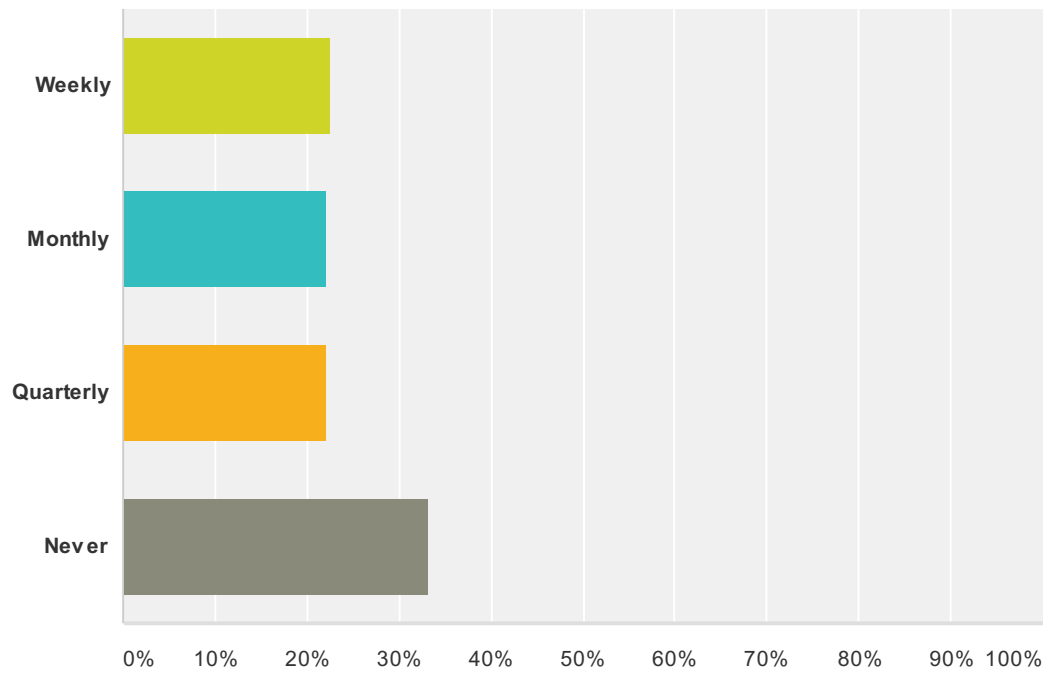
Answered: 243 Skipped: 253



	Friday Night	Saturday Night	Total Respondents
11:46pm - 1:00am	93.72% 179	87.96% 168	191
1:07am - 2:00am	88.75% 142	93.13% 149	160
2:07am - 3:18am	90.44% 123	91.91% 125	136

Q21 How often do you ride the Nightline Late Night Shuttle on Sunday night?

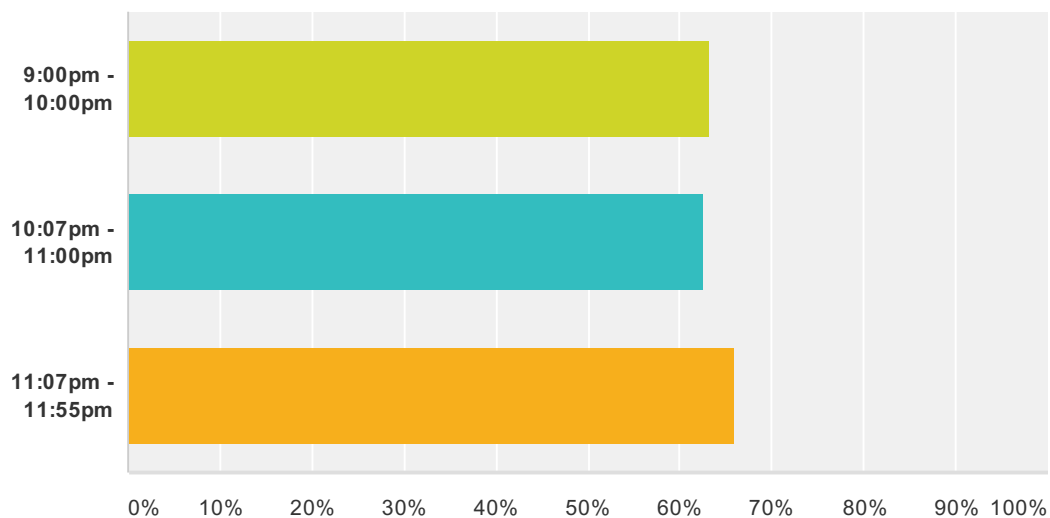
Answered: 253 Skipped: 243



Answer Choices	Responses	
Weekly	22.53%	57
Monthly	22.13%	56
Quarterly	22.13%	56
Never	33.20%	84
Total		253

Q22 When are you likely to ride the Late Night Shuttle on Sunday Night? (Check all that apply.)

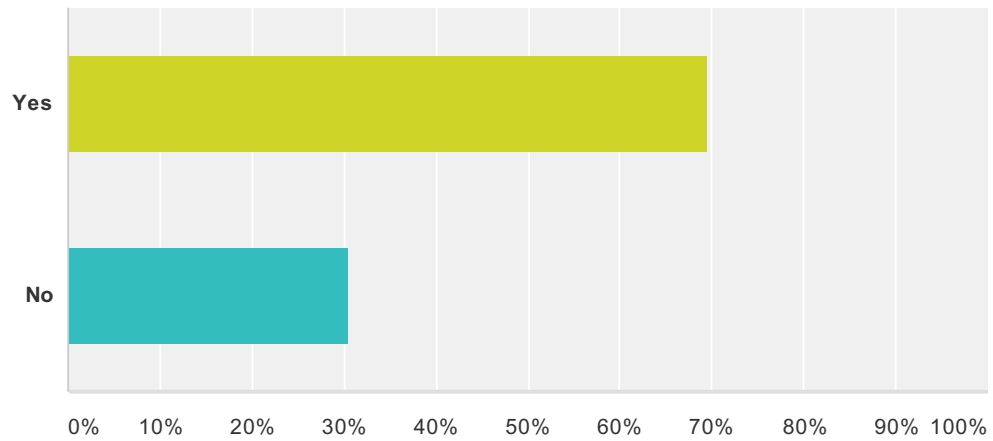
Answered: 209 Skipped: 287



Answer Choices	Responses	
9:00pm - 10:00pm	63.16%	132
10:07pm - 11:00pm	62.68%	131
11:07pm - 11:55pm	66.03%	138
Total Respondents: 209		

Q23 Is the Late Night Shuttle your primary form of transportation during the above hours?

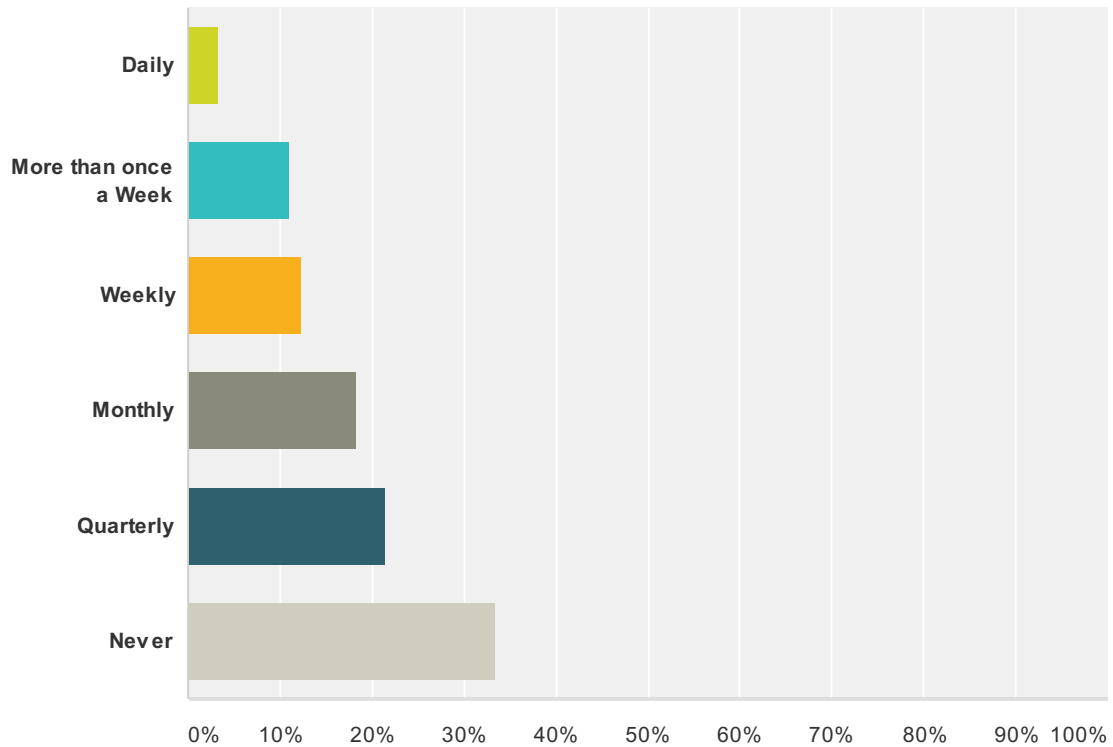
Answered: 249 Skipped: 247



Answer Choices	Responses	
Yes	69.48%	173
No	30.52%	76
Total		249

Q25 How often do you purchase food/drinks from the student-run Flaming Eggplant Cafe?

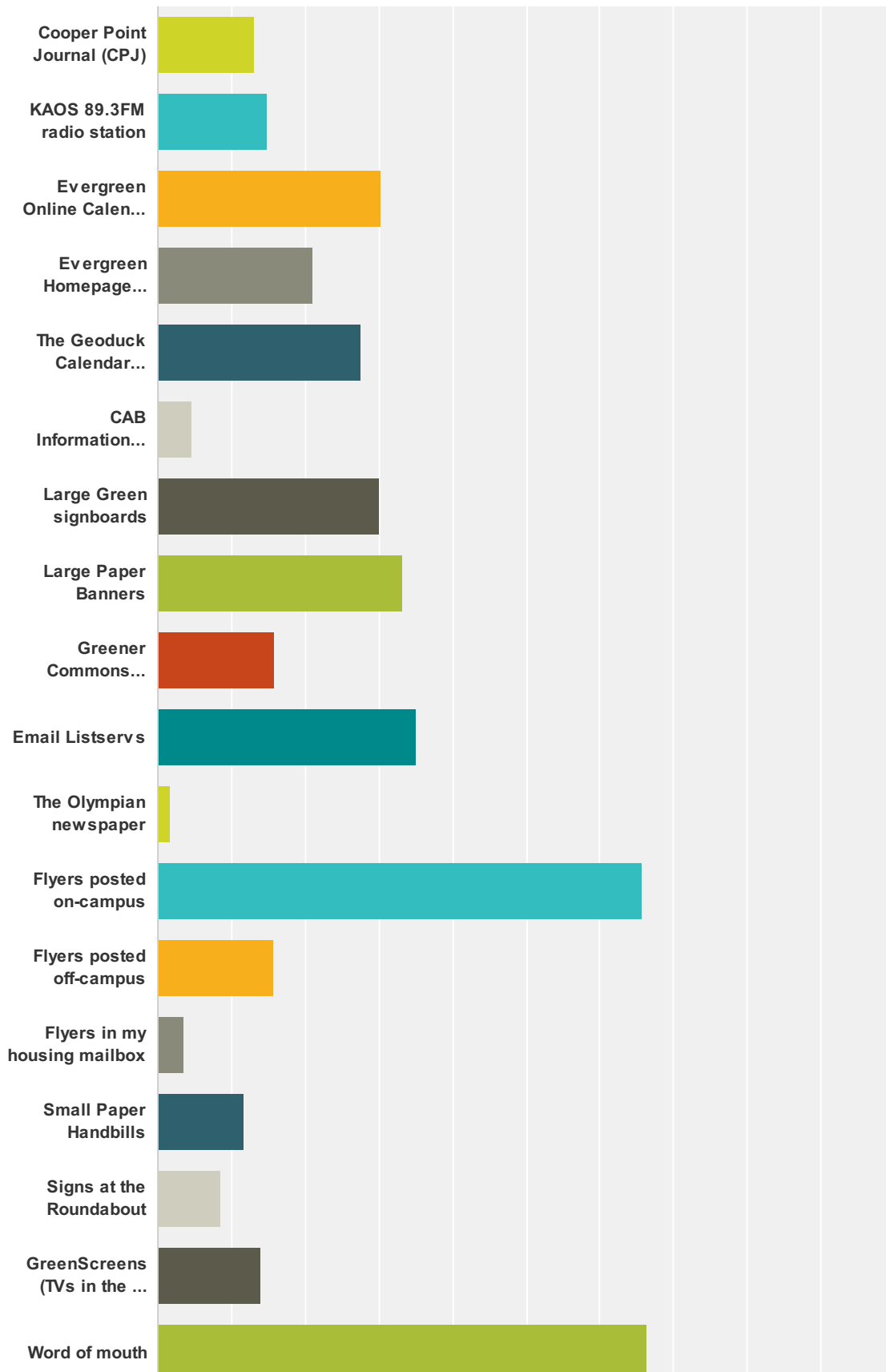
Answered: 479 Skipped: 17



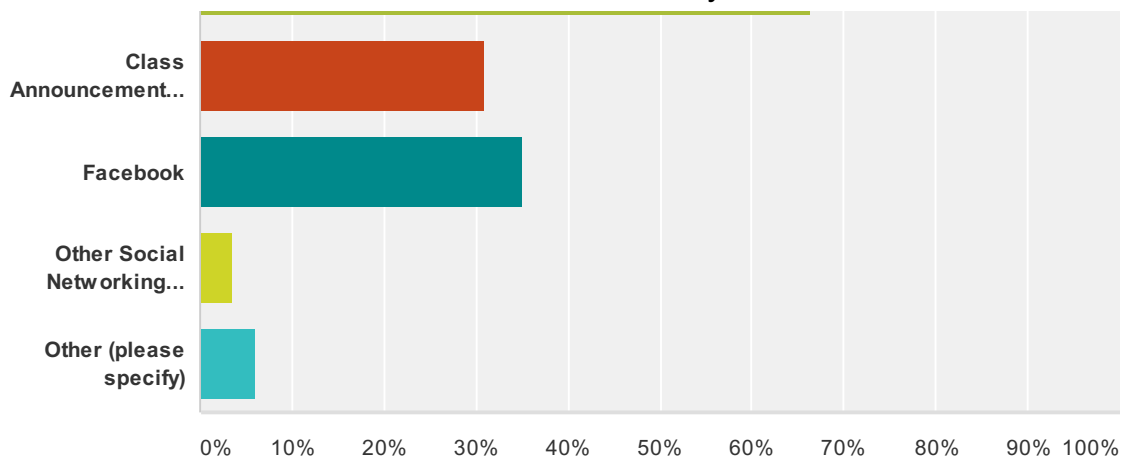
Answer Choices	Responses	
Daily	3.34%	16
More than once a Week	11.06%	53
Weekly	12.32%	59
Monthly	18.37%	88
Quarterly	21.50%	103
Never	33.40%	160
Total		479

Q29 How do you usually find out about campus activities and events? (Check all that apply)

Answered: 467 Skipped: 29



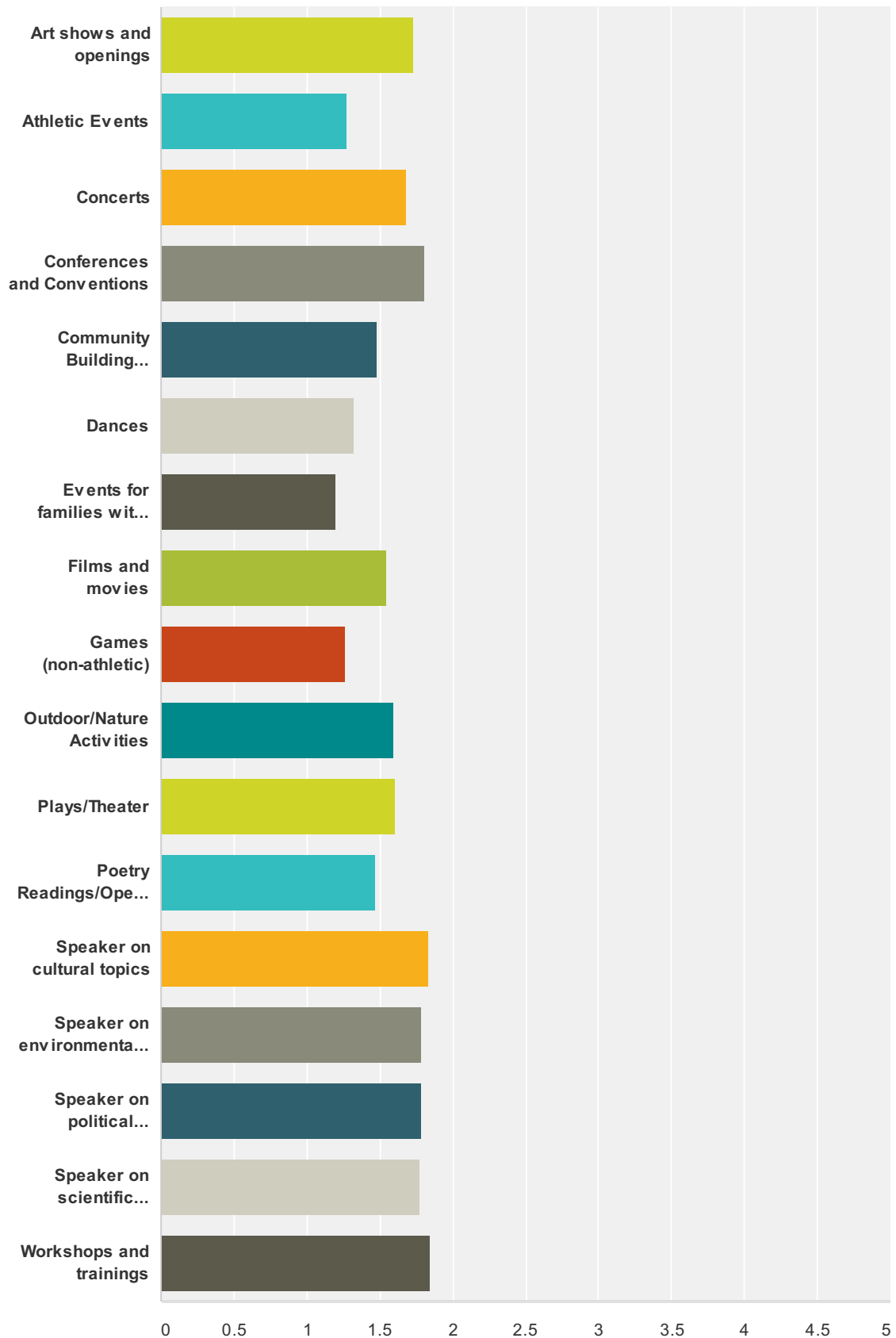
2014 SA Board Survey



Answer Choices	Responses	
Cooper Point Journal (CPJ)	13.06%	61
KAOS 89.3FM radio station	14.78%	69
Evergreen Online Calendar (evergreen.edu/calendar)	30.19%	141
Evergreen Homepage (evergreen.edu)	20.99%	98
The Geoduck Calendar (weekly email)	27.62%	129
CAB Information Desk	4.50%	21
Large Green signboards	29.98%	140
Large Paper Banners	33.19%	155
Greener Commons (commons.evergreen.edu)	15.85%	74
Email Listservs	35.12%	164
The Olympian newspaper	1.71%	8
Flyers posted on-campus	65.74%	307
Flyers posted off-campus	15.63%	73
Flyers in my housing mailbox	3.64%	17
Small Paper Handbills	11.78%	55
Signs at the Roundabout	8.57%	40
GreenScreens (TVs in the CAB and Library Lobby)	13.92%	65
Word of mouth	66.38%	310
Class Announcements in my Academic Program	30.84%	144
Facebook	35.12%	164
Other Social Networking Sites other than Facebook	3.64%	17
Other (please specify)	6.00%	28
Total Respondents: 467		

Q30 How often do you attend these events on campus?

Answered: 456 Skipped: 40

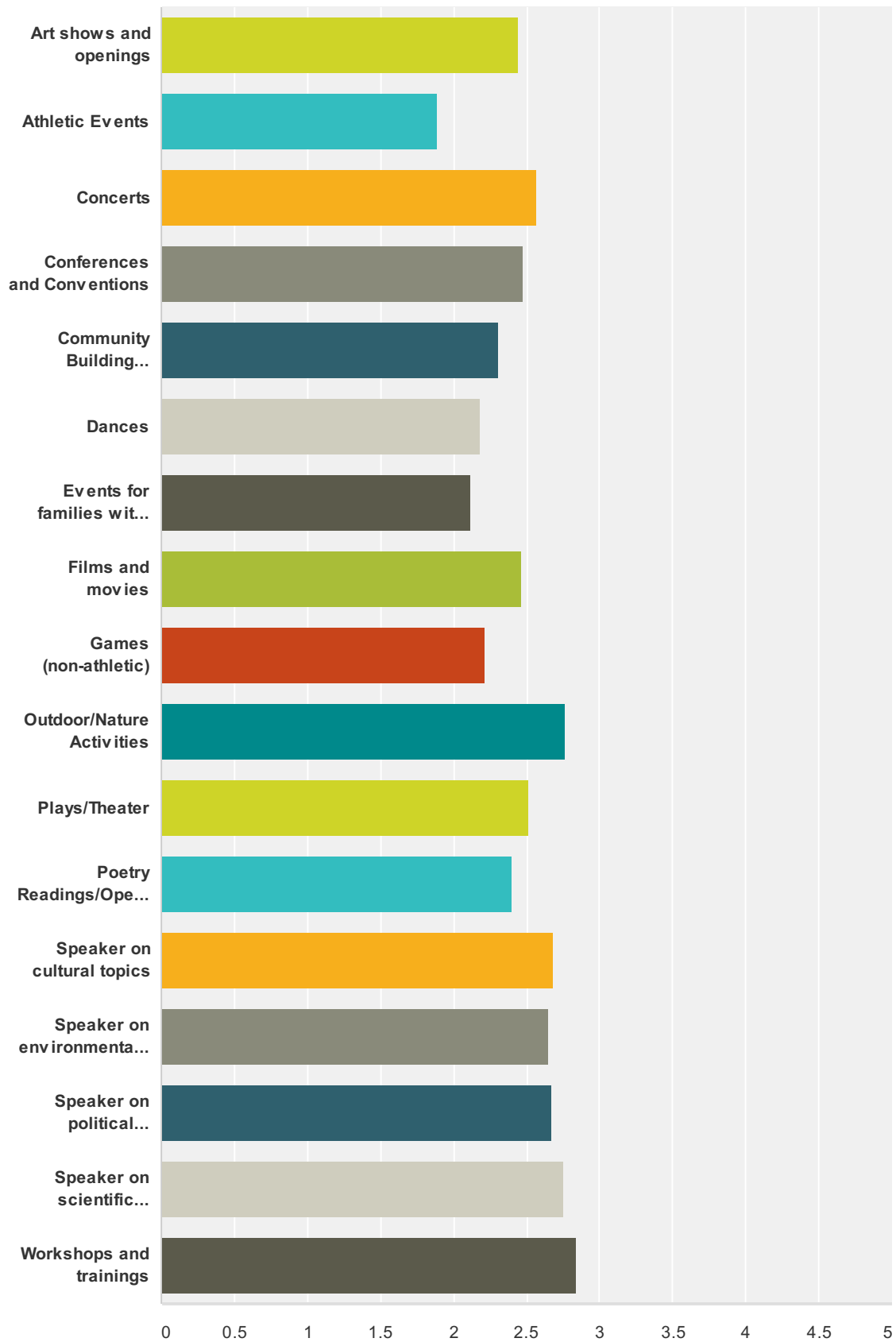


2014 SA Board Survey

	Not at all	Occasionally	Fairly Often	Frequently	Total	Average Rating
Art shows and openings	43.08% 193	43.75% 196	9.82% 44	3.35% 15	448	1.73
Athletic Events	81.61% 364	13.23% 59	2.02% 9	3.14% 14	446	1.27
Concerts	47.31% 211	41.48% 185	6.95% 31	4.26% 19	446	1.68
Conferences and Conventions	36.69% 164	48.55% 217	11.86% 53	2.91% 13	447	1.81
Community Building Activities	62.44% 276	29.41% 130	6.11% 27	2.04% 9	442	1.48
Dances	74.66% 333	20.18% 90	3.14% 14	2.02% 9	446	1.33
Events for families with children	84.62% 374	11.76% 52	2.94% 13	0.68% 3	442	1.20
Films and movies	55.48% 248	35.79% 160	7.61% 34	1.12% 5	447	1.54
Games (non-athletic)	79.37% 350	16.55% 73	2.49% 11	1.59% 7	441	1.26
Outdoor/Nature Activities	54.07% 239	34.84% 154	8.60% 38	2.49% 11	442	1.60
Plays/Theater	52.13% 232	37.53% 167	7.42% 33	2.92% 13	445	1.61
Poetry Readings/Open Mics	63.12% 279	28.28% 125	6.79% 30	1.81% 8	442	1.47
Speaker on cultural topics	41.57% 185	37.75% 168	15.28% 68	5.39% 24	445	1.84
Speaker on environmental topics	44.72% 199	37.08% 165	12.36% 55	5.84% 26	445	1.79
Speaker on political topics	45.39% 202	35.96% 160	12.58% 56	6.07% 27	445	1.79
Speaker on scientific topics	47.52% 211	33.78% 150	12.39% 55	6.31% 28	444	1.77
Workshops and trainings	39.95% 177	40.86% 181	13.32% 59	5.87% 26	443	1.85

Q31 Would you like to see more of these events happen on campus?

Answered: 422 Skipped: 74

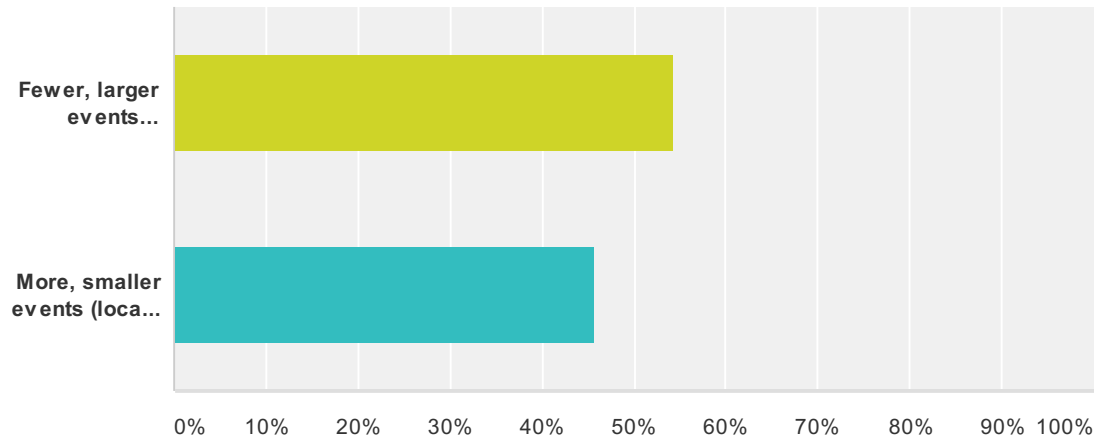


2014 SA Board Survey

	Not at all	Occasionally	Fairly Often	Frequently	Total	Average Rating
Art shows and openings	19.17% 74	36.79% 142	25.13% 97	18.91% 73	386	2.44
Athletic Events	42.29% 159	35.64% 134	12.50% 47	9.57% 36	376	1.89
Concerts	17.60% 69	31.89% 125	26.53% 104	23.98% 94	392	2.57
Conferences and Conventions	17.31% 67	36.18% 140	28.68% 111	17.83% 69	387	2.47
Community Building Activities	26.26% 99	33.42% 126	23.87% 90	16.45% 62	377	2.31
Dances	30.97% 118	35.17% 134	18.37% 70	15.49% 59	381	2.18
Events for families with children	33.07% 126	35.70% 136	17.85% 68	13.39% 51	381	2.12
Films and movies	18.81% 73	34.54% 134	28.09% 109	18.56% 72	388	2.46
Games (non-athletic)	29.06% 111	35.34% 135	20.68% 79	14.92% 57	382	2.21
Outdoor/Nature Activities	14.68% 58	25.32% 100	28.35% 112	31.65% 125	395	2.77
Plays/Theater	17.53% 68	34.02% 132	27.84% 108	20.62% 80	388	2.52
Poetry Readings/Open Mics	22.96% 87	35.09% 133	21.37% 81	20.58% 78	379	2.40
Speaker on cultural topics	17.92% 69	26.23% 101	25.45% 98	30.39% 117	385	2.68
Speaker on environmental topics	17.35% 68	28.57% 112	25.77% 101	28.32% 111	392	2.65
Speaker on political topics	19.02% 74	24.94% 97	25.96% 101	30.08% 117	389	2.67
Speaker on scientific topics	15.52% 61	25.19% 99	27.48% 108	31.81% 125	393	2.76
Workshops and trainings	13.10% 52	24.43% 97	27.46% 109	35.01% 139	397	2.84

Q33 Given the choice, would you prefer your student fees to fund:

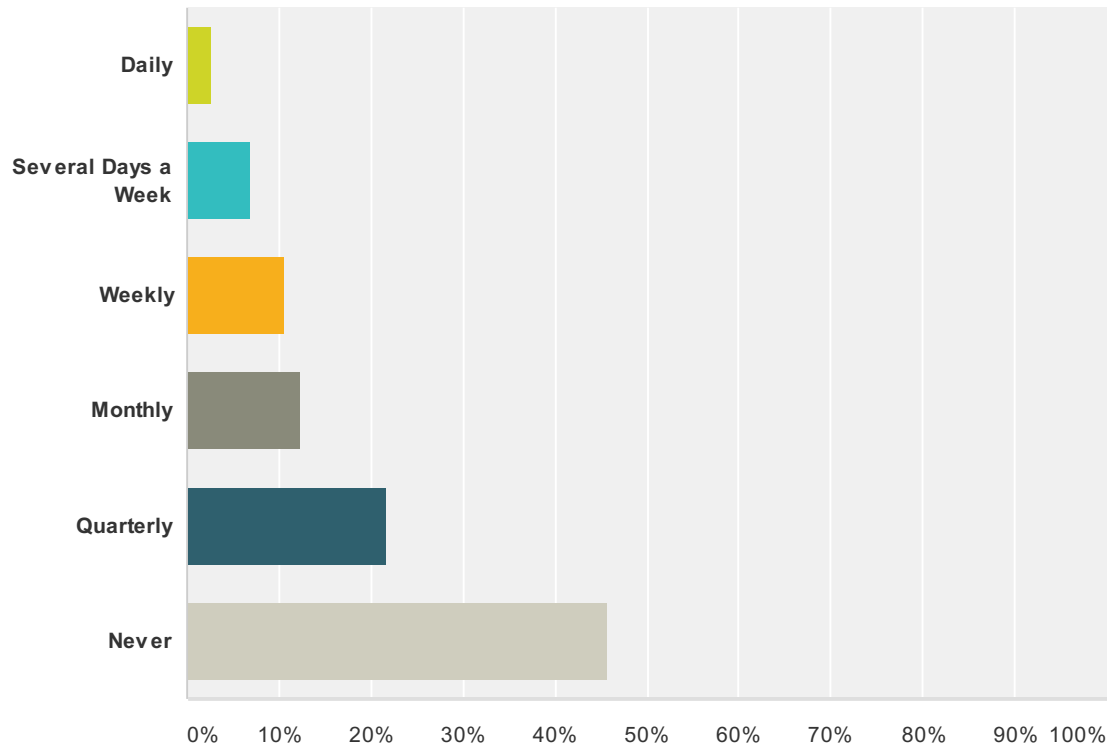
Answered: 435 Skipped: 61



Answer Choices	Responses	
Fewer, larger events (multi-day events, big name speakers and bands, etc.)	54.25%	236
More, smaller events (local speakers, etc.)	45.75%	199
Total		435

Q34 How often do you participate in Registered Student Organization sponsored meetings or events?

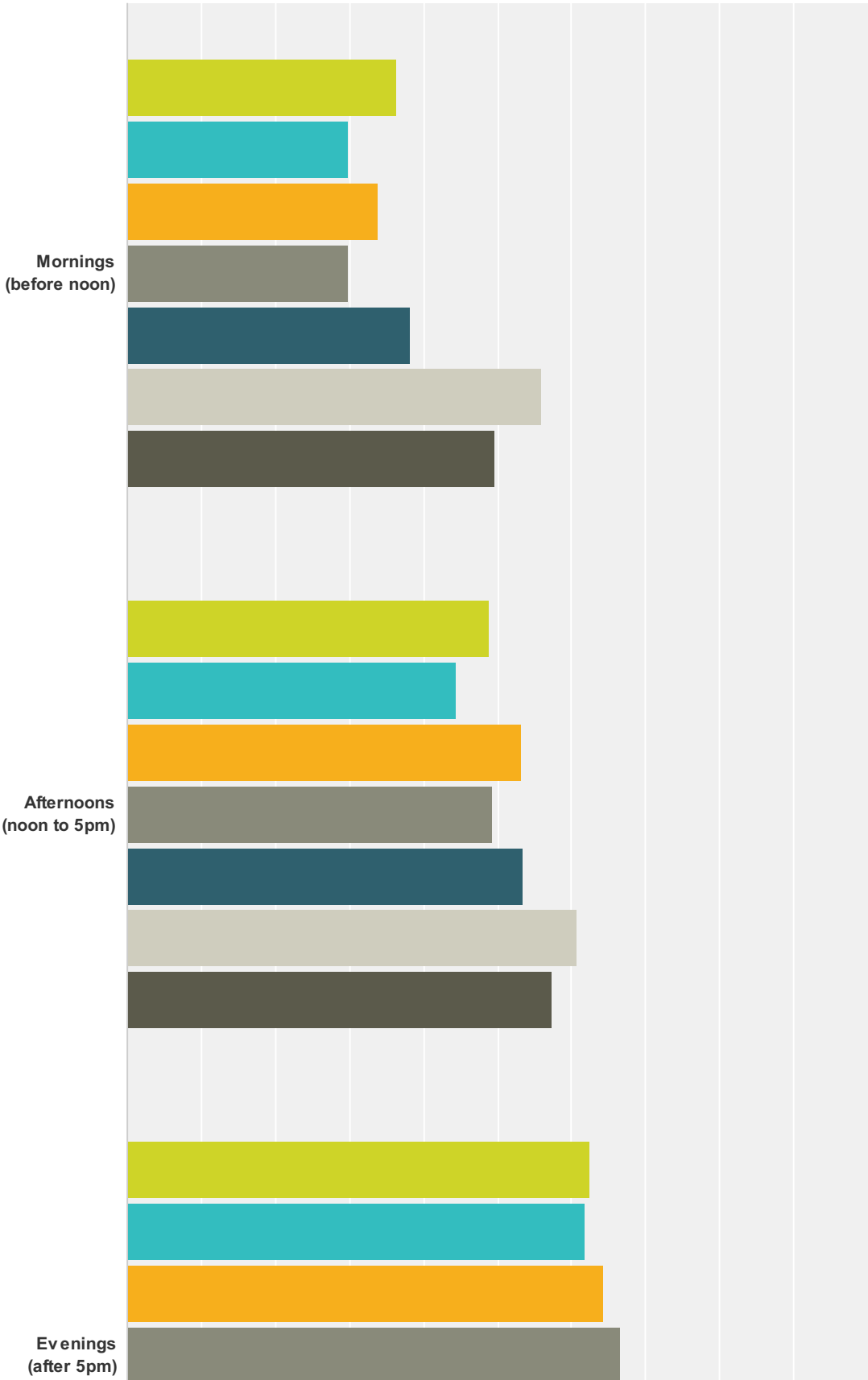
Answered: 451 Skipped: 45



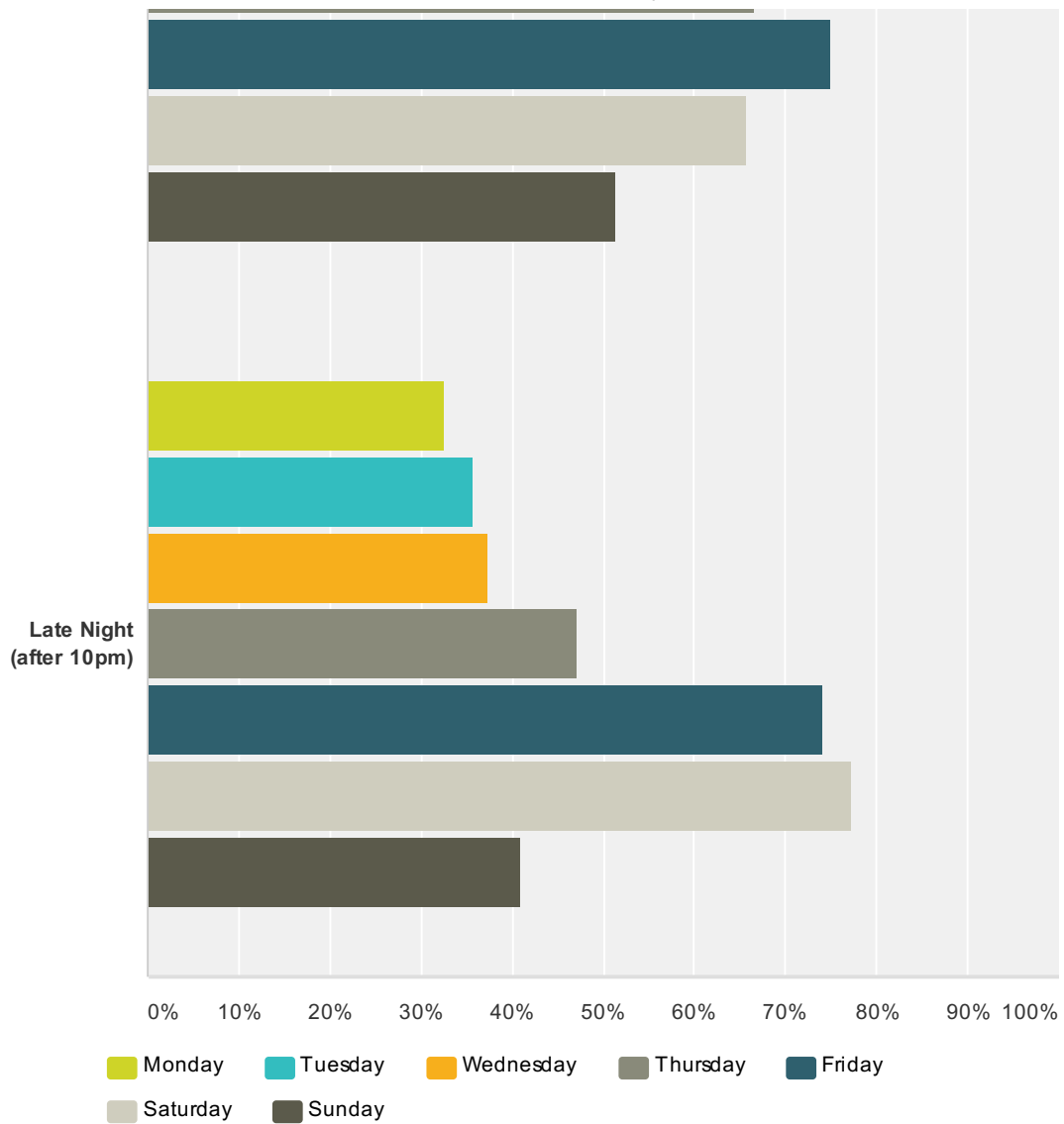
Answer Choices	Responses	
Daily	2.66%	12
Several Days a Week	6.87%	31
Weekly	10.64%	48
Monthly	12.42%	56
Quarterly	21.73%	98
Never	45.68%	206
Total		451

Q35 When are you likely to attend a non-academic activity at Evergreen? (Please check all that apply)

Answered: 428 Skipped: 68



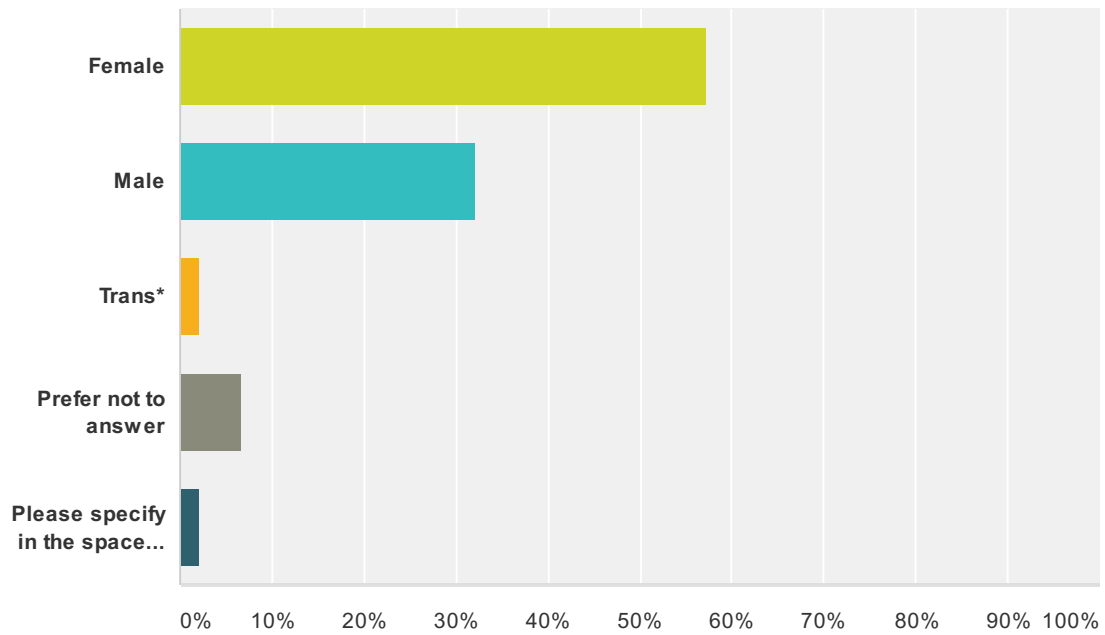
2014 SA Board Survey



	Monday	Tuesday	Wednesday	Thursday	Friday	Saturday	Sunday	Total Respondents
Mornings (before noon)	36.31% 57	29.94% 47	33.76% 53	29.94% 47	38.22% 60	56.05% 88	49.68% 78	157
Afternoons (noon to 5pm)	48.94% 161	44.38% 146	53.19% 175	49.24% 162	53.50% 176	60.79% 200	57.45% 189	329
Evenings (after 5pm)	62.36% 222	61.80% 220	64.33% 229	66.57% 237	75.00% 267	65.73% 234	51.40% 183	356
Late Night (after 10pm)	32.64% 63	35.75% 69	37.31% 72	47.15% 91	74.09% 143	77.20% 149	40.93% 79	193

Q36 How do you self identify your gender? (Optional)

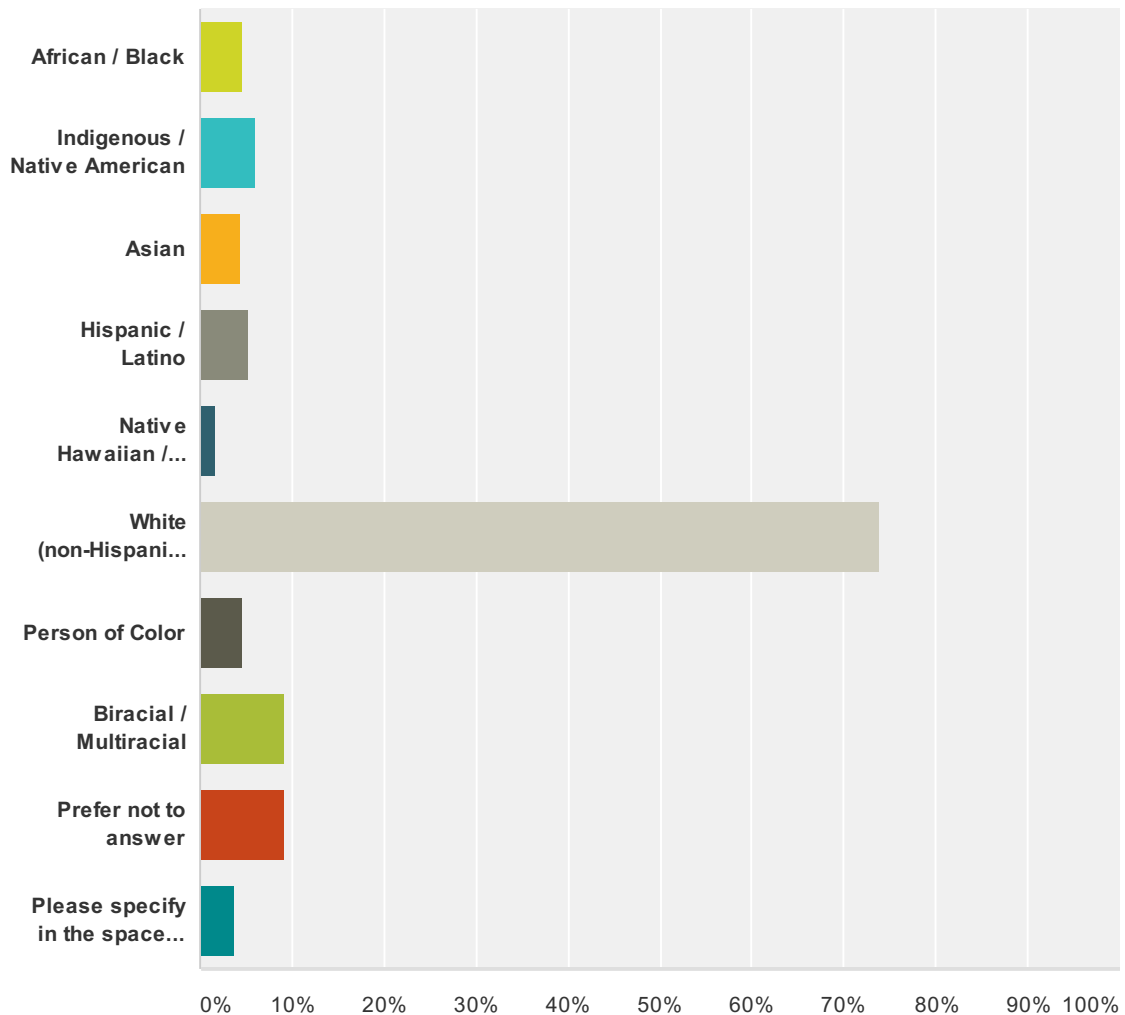
Answered: 452 Skipped: 44



Answer Choices	Responses	
Female	57.30%	259
Male	32.08%	145
Trans*	1.99%	9
Prefer not to answer	6.64%	30
Please specify in the space below:	1.99%	9
Total		452

Q37 How do you self identify? (Optional, Select all that apply)

Answered: 451 Skipped: 45

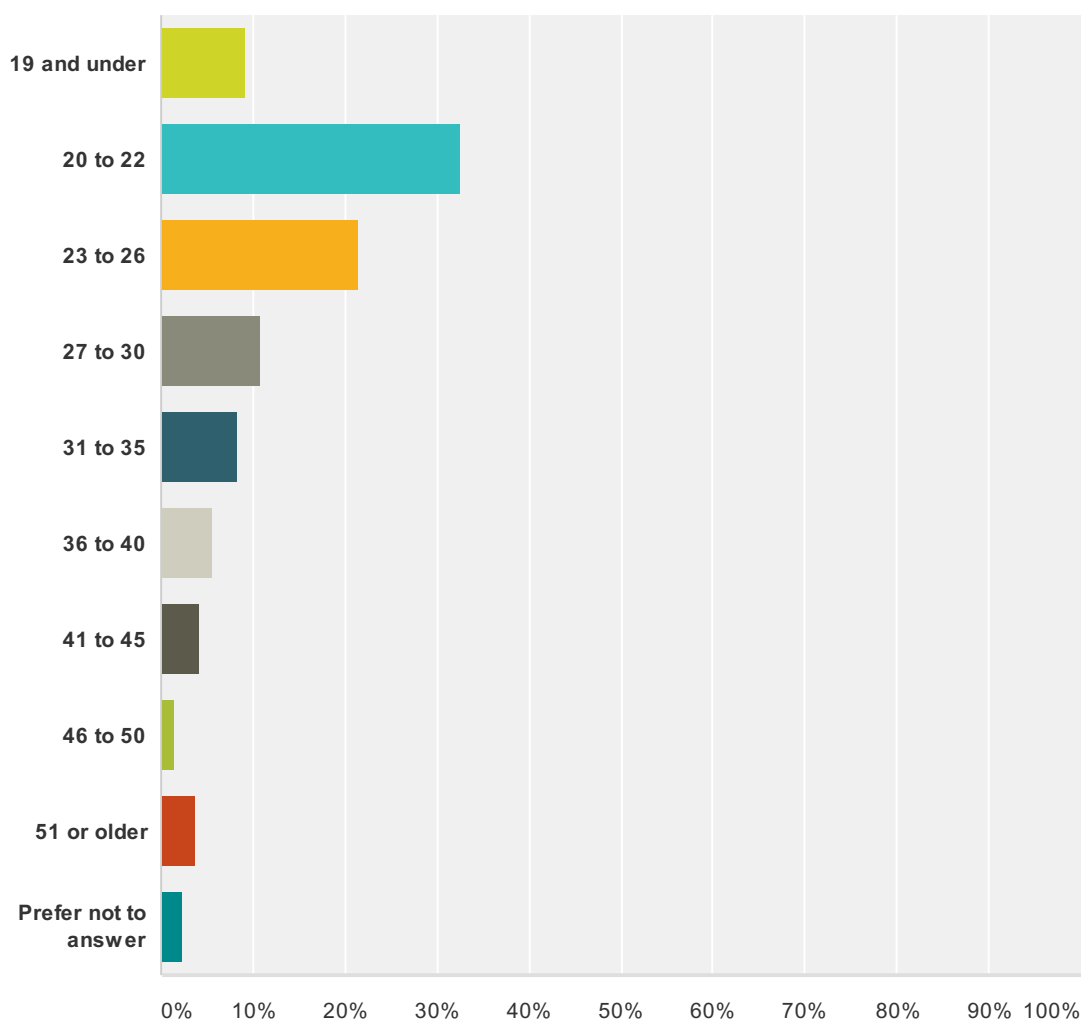


Answer Choices	Responses
African / Black	4.66% 21
Indigenous / Native American	5.99% 27
Asian	4.43% 20
Hispanic / Latino	5.32% 24
Native Hawaiian / Pacific Islander	1.77% 8
White (non-Hispanic / Caucasian)	73.84% 333
Person of Color	4.66% 21
Biracial / Multiracial	9.09% 41
Prefer not to answer	9.09% 41
Please specify in the space below:	3.77% 17

Total Respondents: 451

Q38 What is your age? (Optional)

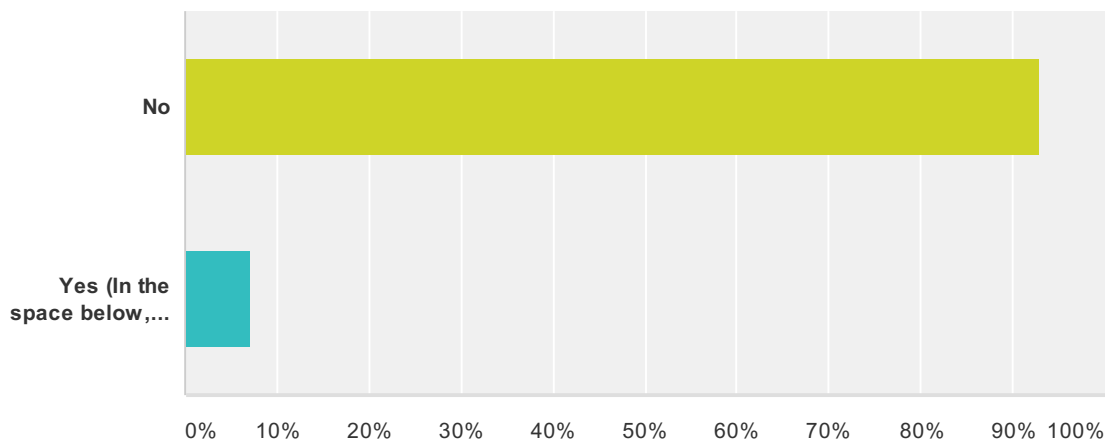
Answered: 454 Skipped: 42



Answer Choices	Responses	
19 and under	9.25%	42
20 to 22	32.60%	148
23 to 26	21.59%	98
27 to 30	10.79%	49
31 to 35	8.37%	38
36 to 40	5.73%	26
41 to 45	4.19%	19
46 to 50	1.54%	7
51 or older	3.74%	17
Prefer not to answer	2.20%	10
Total		454

Q39 It's important for S&A to be aware of student access needs that might prevent you from fully participating in an activity or opportunity. Do you have any special needs that restrict your ability to participate in activities?

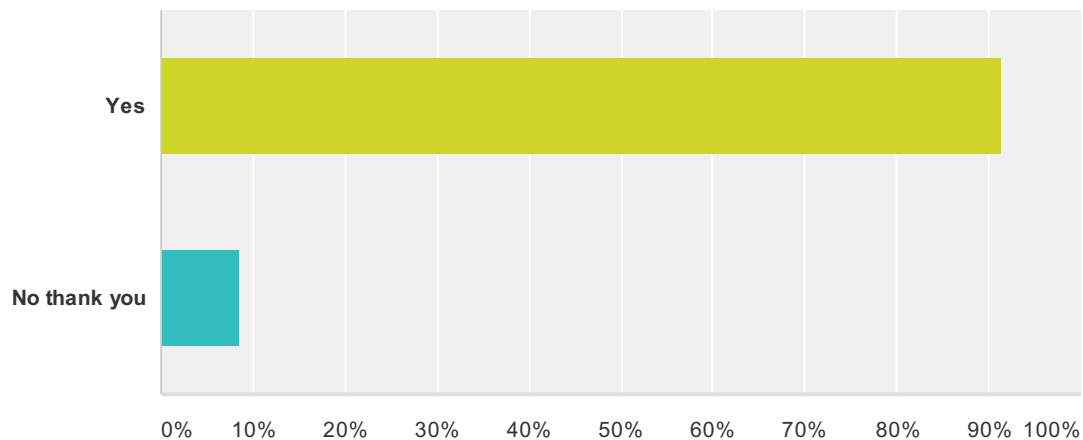
Answered: 443 Skipped: 53



Answer Choices	Responses
No	93.00% 412
Yes (In the space below, please let us know how accessible campus events are to you, and what we might do to improve your access.)	7.00% 31
Total	443

Q41 As a thank you for participating in this survey, would you like to be entered into a random drawing at a chance to win one of fifteen, \$20 gift cards to the Greener Store on campus?

Answered: 463 Skipped: 33



Answer Choices	Responses	
Yes	91.36%	423
No thank you	8.64%	40
Total		463