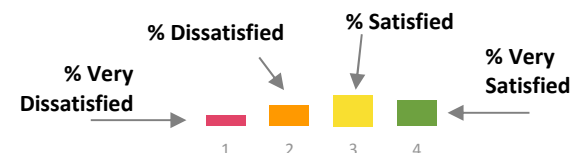


Satisfaction






Students were asked to indicate their level of satisfaction with different aspects of their learning environment at Evergreen. The items with the highest mean levels of satisfaction among First-time, First-year respondents were: Level of respect you feel from faculty, and Narrative evaluations by faculty. Items with the lowest levels of satisfaction were: Campus activities, and Your social experiences at Evergreen. There were two items with a relatively high number of First-time, First-year respondents indicating they were Not Applicable (7). These items were: Opportunities for community service or volunteer work, Opportunities for in-depth academic work/research, and Opportunities to link theory and practice.

Legend for Mini Charts











First-time, First-year respondents

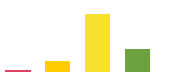


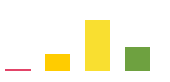




This year, how satisfied are you with...?

<i>Listed from Highest to Lowest Means</i>	Mean	Very Dissatisfied (1)	Dissatisfied (2)	Satisfied (3)	Very Satisfied (4)	N	Not Applicable (7)
 Level of respect you feel from faculty	3.41	2.5%	2.5%	46.8%	48.1%	79	0
 Narrative evaluations by faculty	3.39	3.8%	2.5%	44.3%	49.4%	79	0
 Opportunities for in-depth academic work/research	3.31	0.0%	7.1%	54.3%	38.6%	78	8
 Interdisciplinary approach to education	3.30	3.9%	2.6%	53.2%	40.3%	77	0
 Team teaching by faculty	3.29	3.8%	7.7%	43.6%	44.9%	79	1

First-time, First-year respondents*This year, how satisfied are you with...?*

<i>Listed from Highest to Lowest Means</i>	Mean	Very Dissatisfied (1)	Dissatisfied (2)	Satisfied (3)	Very Satisfied (4)	N	Not Applicable (7)
 Quality of faculty feedback on your work	3.29	1.3%	8.9%	49.4%	40.5%	79	0
 Level of respect you feel from other campus staff	3.26	2.6%	3.8%	59.0%	34.6%	79	1
 Availability of faculty outside of class	3.23	1.3%	6.7%	60.0%	32.0%	79	4
 Overall quality of instruction	3.22	2.5%	6.3%	58.2%	32.9%	79	0
 Opportunities to link theory and practice	3.21	0.0%	8.6%	61.4%	30.0%	78	8
 Level of respect you feel from students	3.15	2.5%	6.3%	64.6%	26.6%	79	0
 Seminars as a way of learning	3.12	2.7%	10.7%	58.7%	28.0%	78	3
 Faculty role in seminars	3.12	0.0%	7.9%	72.4%	19.7%	77	1

First-time, First-year respondents*This year, how satisfied are you with...?*

<i>Listed from Highest to Lowest Means</i>	Mean	Very Dissatisfied (1)	Dissatisfied (2)	Satisfied (3)	Very Satisfied (4)	N	Not Applicable (7)
 Relevance of academic assignments	3.10	1.3%	11.7%	62.3%	24.7%	79	2
 The practice of self-evaluation	3.09	1.3%	11.5%	64.1%	23.1%	79	1
 Availability of information on the college website	3.07	2.7%	8.0%	69.3%	20.0%	78	3
 Academic planning/advising by faculty	3.05	1.4%	17.6%	55.4%	25.7%	79	5
 Amount of time you are able to devote to your academic work	3.05	1.3%	11.4%	68.4%	19.0%	79	0
 Social climate in seminars	3.03	1.3%	11.7%	70.1%	16.9%	78	1
 Your progress in achieving your educational goals	3.03	1.3%	15.2%	63.3%	20.3%	79	0
 The match between the classes you are taking and their description in the catalog	2.99	2.5%	19.0%	55.7%	22.8%	79	0

First-time, First-year respondents
This year, how satisfied are you with...?

<i>Listed from Highest to Lowest Means</i>	Mean	Very Dissatisfied (1)	Dissatisfied (2)	Satisfied (3)	Very Satisfied (4)	N	Not Applicable (7)
Group projects and other peer collaborations	2.96	3.9%	13.0%	66.2%	16.9%	78	1
Respect shown for different or opposing viewpoints	2.94	2.6%	20.5%	57.7%	19.2%	78	0
Opportunities for community service or volunteer work	2.93	6.7%	15.0%	56.7%	21.7%	77	17
Campus activities	2.90	2.7%	17.8%	65.8%	13.7%	79	6
Your social experiences at Evergreen	2.84	10.5%	10.5%	63.2%	15.8%	79	3