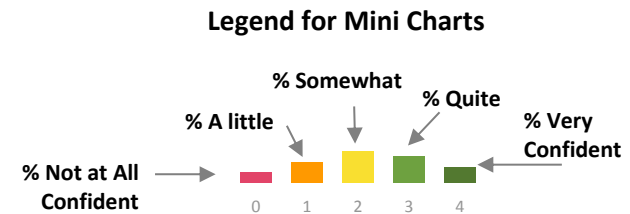







Confidence

Students were asked a series of questions to rate their level of confidence in a variety of areas. Questions are listed below in order of highest to lowest mean response. First-time, First-year respondents expressed most confidence overall in Having the skills and abilities to succeed at Evergreen, Obtaining an interdisciplinary education, and Having the kind of emotional support that you need. The items with the lowest mean responses were: Managing incurred debt and Having the funding to complete your studies at Evergreen. For both of these areas, over 30% of First-time, First-year respondents indicated Not at all or A little.











First-time, First-year respondents

How confident are you that you...?

| <i>Listed from Highest to Lowest Means</i> | Mean | Not at All (0) | A little (1) | Somewhat (2) | Quite (3) | Very (4) | N |
|---|------|----------------|--------------|--------------|--------------|--------------|----|
|  Have the skills and abilities to succeed at Evergreen | 3.20 | 0.0% | 0.0% | 17.7% | 44.3% | 38.0% | 79 |
|  Will obtain an interdisciplinary education (that combines multiple disciplines or perspectives) | 3.15 | 1.3% | 3.8% | 15.2% | 38.0% | 41.8% | 79 |
|  Will have the kind of emotional support from family and friends that you need | 3.09 | 3.8% | 6.3% | 11.4% | 34.2% | 44.3% | 79 |
|  Can manage most interpersonal conflicts | 2.94 | 2.5% | 6.3% | 17.7% | 41.8% | 31.6% | 79 |
|  Will be able to use your education to meet life-long goals | 2.83 | 2.6% | 9.0% | 19.2% | 41.0% | 28.2% | 78 |

First-time, First-year respondents
How confident are you that you...?

| <i>Listed from Highest to Lowest Means</i> | Mean | Not at All (0) | A little (1) | Somewhat (2) | Quite (3) | Very (4) | N |
|--|------|-------------------|-----------------|-----------------|--------------|-------------|----|
|  Will be able to pursue further education (graduate or professional) if you decide to in the future | 2.77 | 2.5% | 6.3% | 29.1% | 35.4% | 26.6% | 79 |
|  Will develop skills and expertise in a specific field or fields | 2.71 | 2.6% | 5.2% | 29.9% | 42.9% | 19.5% | 77 |
|  Can manage your time effectively | 2.62 | 2.5% | 13.9% | 21.5% | 43.0% | 19.0% | 79 |
|  Can get the kinds of classes you want at Evergreen | 2.53 | 3.8% | 5.1% | 39.2% | 38.0% | 13.9% | 79 |
|  Will be able to find a satisfying job or make a desired career change after graduation | 2.39 | 3.8% | 12.7% | 36.7% | 34.2% | 12.7% | 79 |
|  Will fit in at Evergreen socially | 2.39 | 3.8% | 20.3% | 26.6% | 31.6% | 17.7% | 79 |
|  Have the funding to complete your studies at Evergreen | 2.11 | 6.3% | 27.8% | 26.6% | 26.6% | 12.7% | 79 |
|  Will be able to manage any debt that you incur in completing your education at Evergreen | 2.05 | 7.6% | 25.3% | 31.6% | 25.3% | 10.1% | 79 |