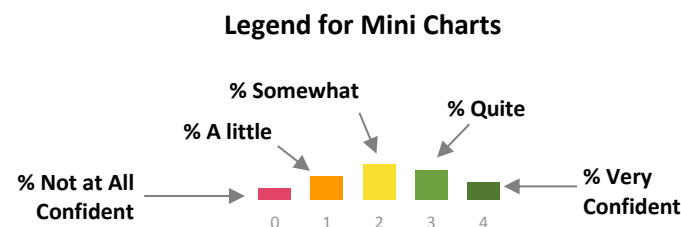







Confidence

Students were asked a series of questions to rate their level of confidence in a variety of areas. Questions are listed below in order of highest to lowest mean response. Olympia Campus respondents expressed most confidence overall in having the skills and abilities to succeed at Evergreen, obtaining an interdisciplinary education, and managing most interpersonal conflicts. The items with the lowest mean responses were: managing incurred debt, finding a satisfying job or make a desired career change after graduation, and getting the kinds of classes you want at Evergreen. For all of these areas, over 20% of Olympia Campus respondents indicated Not at all or A little.











Olympia Campus respondents

How confident are you that you...?

| Listed from Highest to Lowest Means | Mean | Not at All (0) | A little (1) | Somewhat (2) | Quite (3) | Very (4) | N |
|------------------------------------------------------------------------------------------------------------------------------------------------------------------------------------|------|----------------|--------------|--------------|--------------|--------------|-----|
|  Have the skills and abilities to succeed at Evergreen | 3.46 | 0.0% | 0.5% | 9.8% | 33.0% | 56.7% | 194 |
|  Will obtain an interdisciplinary education (that combines multiple disciplines or perspectives) | 3.19 | 0.5% | 3.6% | 12.8% | 42.1% | 41.0% | 195 |
|  Can manage most interpersonal conflicts | 3.04 | 1.5% | 4.1% | 18.6% | 40.7% | 35.1% | 194 |
|  Will be able to use your education to meet life-long goals | 3.03 | 1.6% | 3.6% | 18.7% | 42.5% | 33.7% | 193 |
|  Will have the kind of emotional support from family and friends that you need | 2.96 | 4.8% | 8.5% | 14.3% | 30.7% | 41.8% | 189 |

Olympia Campus respondents***How confident are you that you...?***

| <i>Listed from Highest to Lowest Means</i> | Mean | Not at All (0) | A little (1) | Somewhat (2) | Quite (3) | Very (4) | N |
|--------------------------------------------------------------------------------------------------------------------------------------------------------------------------------------|------|----------------|--------------|--------------|--------------|--------------|-----|
|  Will be able to pursue further education (graduate or professional) if you decide to in the future | 2.86 | 2.6% | 9.2% | 21.5% | 33.3% | 33.3% | 195 |
|  Can manage your time effectively | 2.85 | 0.5% | 7.2% | 28.2% | 35.4% | 28.7% | 195 |
|  Will develop skills and expertise in a specific field or fields | 2.77 | 3.1% | 8.2% | 24.6% | 36.9% | 27.2% | 195 |
|  Have the funding to complete your studies at Evergreen | 2.66 | 5.1% | 10.3% | 26.2% | 30.3% | 28.2% | 195 |
|  Will fit in at Evergreen socially | 2.49 | 6.7% | 11.9% | 29.4% | 29.9% | 22.2% | 194 |
|  Will be able to manage any debt that you incur in completing your education at Evergreen | 2.37 | 7.3% | 13.5% | 35.2% | 22.8% | 21.2% | 193 |
|  Will be able to find a satisfying job or make a desired career change after graduation | 2.34 | 5.7% | 16.6% | 31.6% | 30.1% | 16.1% | 193 |
|  Can get the kinds of classes you want at Evergreen | 2.30 | 6.1% | 14.3% | 34.2% | 34.7% | 10.7% | 196 |