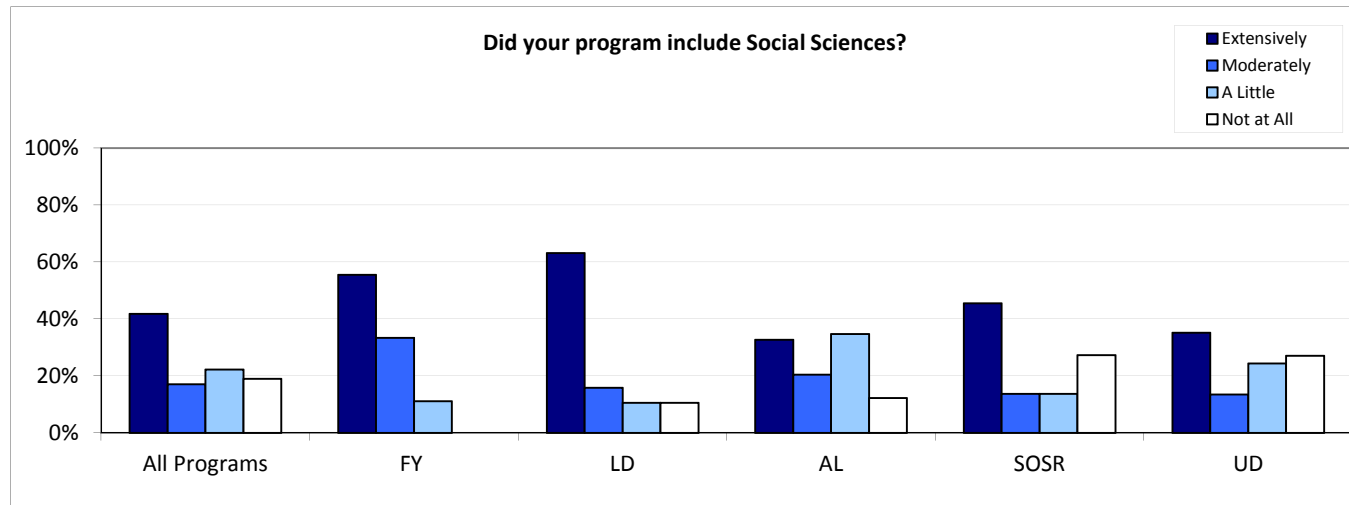


End-of-Program Review 2016-17
Social Sciences in all programs

The presence of Social Sciences in programs offered in 2016-17 increased from 77% in the previous year to 81%. The most common fields of Social Sciences taught in programs that included this division were: Social Justice/Environmental Justice (50%), Political Economy/Science (33%), Sociology (31%), and Communication (30%).

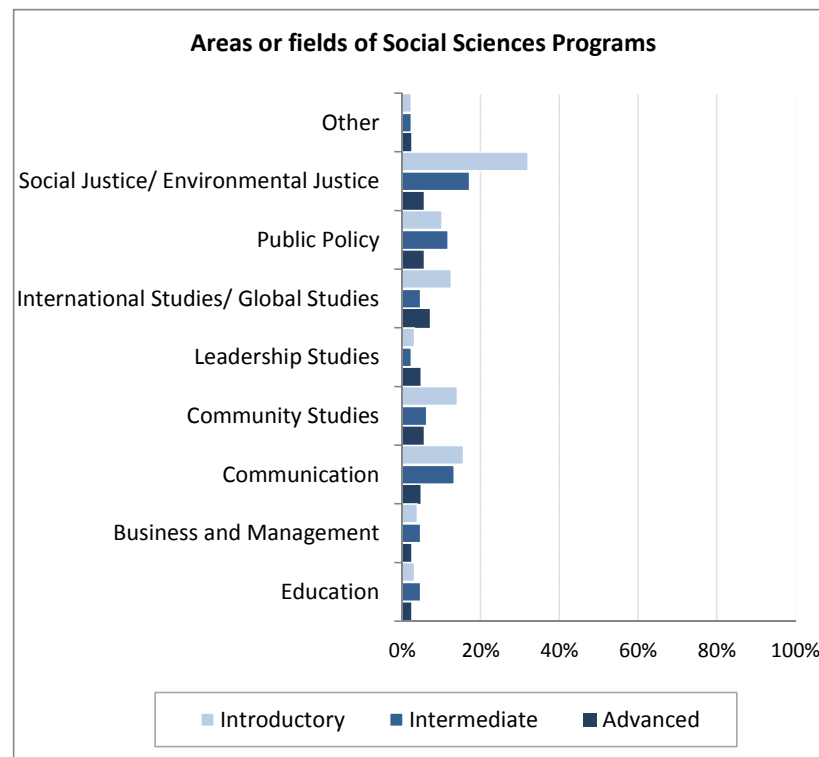
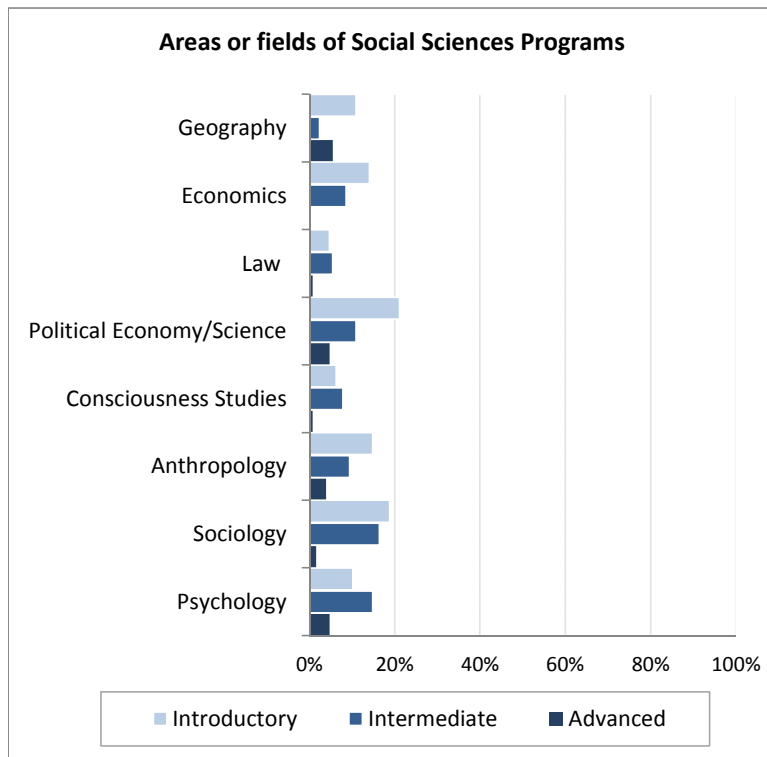


	Extensively	Moderately	A Little	Not at All	Percent of Programs with any Social Sciences	Programs with any Social Sciences (N)	Programs responded (N)
All Programs	41.8%	17.1%	22.2%	19.0%	81.1%	128	158
First-year (FY only)	55.6%	33.3%	11.1%	0.0%	100.0%	9	9
Lower Division (LD) FY-SO	63.2%	15.8%	10.5%	10.5%	89.5%	17	19
All Level (AL) FR-SR	32.7%	20.4%	34.7%	12.2%	87.8%	43	49
Sophomore-Senior (SOSR)	45.5%	13.6%	13.6%	27.3%	72.7%	32	44
Upper Division (UD) JR-SR	35.1%	13.5%	24.3%	27.0%	73.0%	27	37

Level at which the following areas or fields of Social Sciences were taught in programs that included Social Sciences.

(NB: The percent does not add to 100% because a field can be taught at different levels in a program)

	Introductory	Intermediate	Advanced	% prog. that taught field of Soc. Sci.
Psychology	10%	15%	5%	23%
Sociology	19%	16%	2%	31%
Anthropology	15%	9%	4%	21%
Consciousness Studies	6%	8%	1%	13%
Political Economy/Science	21%	11%	5%	33%
Law	5%	5%	1%	11%
Economics	14%	9%	0%	23%
Geography	11%	2%	5%	18%
Education	3%	5%	2%	10%
Business and Management	4%	5%	2%	11%
Communication	16%	13%	5%	30%
Community Studies	14%	6%	5%	23%
Leadership Studies	3%	2%	5%	10%
International Studies/ Global Studies	13%	5%	7%	21%
Public Policy	10%	12%	5%	23%
Social Justice/ Environmental Justice	32%	17%	5%	50%
Other	2%	2%	2%	4%



Explanation of Other:

Intersectional Feminisms

Interns regularly video recorded visiting lecturers in the arts, humanities and social sciences. They were exposed to this material, but no follow up was involved.

Electoral politics

Archeology
