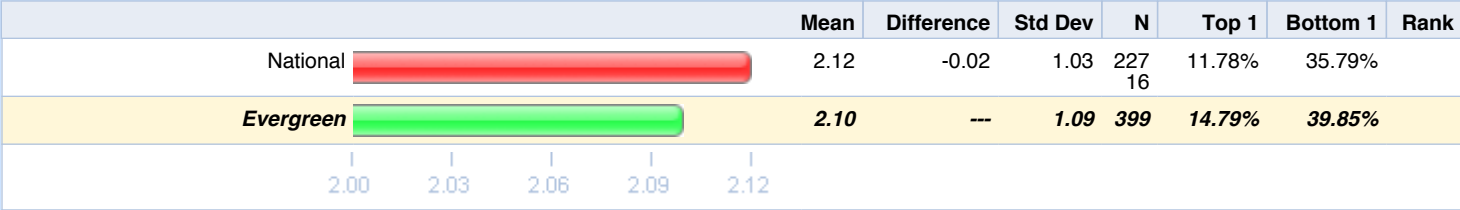


Student Union and Programming with Benchmark

How important was the Student Union (the facilities, amenities, and programs offered at the Union) in deciding which college to attend?





	National	Evergreen
Very important	11.78%	14.79%
Moderately important	23.98%	20.05%
Slightly important	28.46%	25.31%
Not at all important	35.79%	39.85%
Total Respondents	22716	399

On average during the Fall 2009 semester/quarter, how many hours would you say that you spent at the Student Union?



(For those employed at the Student Union, please do not count hours that you spent working.) - During the week (Monday-Thursday)

	National	Evergreen
10 or more hours	8.50%	7.18%
8 - 9 hours	5.24%	5.64%
6 - 7 hours	8.69%	6.92%
4 - 5 hours	15.31%	15.64%
2 - 3 hours	24.27%	30.00%
1 hour or less	28.60%	27.69%
I did not visit the Student Union.	9.39%	6.92%
Total Respondents	23258	390



How often do you visit the Student Union web page?

	 National	 Evergreen
5 or more times a week	1.73%	0.00%
3 - 4 times per week	2.19%	0.00%
1 - 2 times per week	5.21%	0.00%
1 - 2 times per month	9.63%	0.00%
1 - 2 times per semester/quarter	23.86%	0.00%
Never	57.39%	0.00%
Total Respondents	22607	0

What is the most common way you learn about activities, programs, and/or services at the Student Union?



	 National	 Evergreen
Campus newspaper	5.49%	1.24%
Campus e-mail	23.26%	15.35%
Flyers/posters/banners/chalking on campus	28.07%	30.94%
Word of mouth (from students, faculty and/or administrators)	15.82%	17.33%
E-mail message/forward	4.71%	3.22%
E-mail listserv	4.33%	7.18%
Online shared calendar/bulletin board	0.83%	0.50%
Online communities (Facebook, MySpace, etc.)	5.16%	2.23%
Web page	1.76%	0.00%
Other (please specify)	1.37%	2.97%
I never seem to hear about what is happening in the Student Union.	8.27%	17.82%
Total Respondents	23587	404

Please rate your level of agreement with the following statement: - Overall, activities and programs offered at the Student Union are effectively promoted.

	Mean	Difference	Std Dev	N	Top 2	Bottom 2	Rank
National 	3.40	-0.28*	1.03	21391	55.73%	20.86%	
Evergreen 	3.12	---	0.95	348	37.93%	25.00%	



3.00 3.10 3.20 3.30 3.40

* Indicates statistical significance, p < .05



	 National	 Evergreen
Strongly agree	9.40%	3.96%
Somewhat agree	41.13%	28.71%
Neither agree nor disagree	21.22%	31.93%
Somewhat disagree	14.45%	17.08%
Strongly disagree	4.47%	4.46%
No basis to judge	9.33%	13.86%
<i>Total Respondents</i>	<i>23592</i>	<i>404</i>

On average during the Fall 2009 semester/quarter, how many hours would you say that you spent at the Student Union?



(For those employed at the Student Union, please do not count hours that you spent working.) - On the weekends (Friday-Sunday)

	 National	 Evergreen
10 or more hours	1.19%	1.18%
8 - 9 hours	0.83%	0.59%
6 - 7 hours	1.98%	2.06%
4 - 5 hours	5.01%	3.24%
2 - 3 hours	15.56%	15.88%
1 hour or less	34.20%	34.41%
I did not visit the Student Union.	41.24%	42.65%
<i>Total Respondents</i>	<i>21598</i>	<i>340</i>



When you come to the Student Union, how frequently do you do each of the following? - Use a meal plan or declining balance to pay for food

	 National	 Evergreen
5 or more times a week	14.73%	6.97%
3 - 4 times per week	10.17%	3.22%
1 - 2 times per week	10.36%	0.80%
1 - 2 times per month	6.14%	1.34%
1 - 2 times per semester/quarter	5.89%	0.54%
Not applicable/I never do this at the Student Union	51.31%	87.13%
<i>Total Respondents</i>	<i>20934</i>	<i>373</i>



When you come to the Student Union, how frequently do you do each of the following? - Spend time with friends socializing

	 National	 Evergreen
5 or more times a week	10.74%	6.07%
3 - 4 times per week	12.78%	11.35%
1 - 2 times per week	18.62%	21.11%
1 - 2 times per month	15.08%	14.25%
1 - 2 times per semester/quarter	18.97%	21.11%
Not applicable/I never do this at the Student Union	23.16%	26.12%
<i>Total Respondents</i>	<i>22105</i>	<i>379</i>



When you come to the Student Union, how frequently do you do each of the following? - Study on your own

	 National	 Evergreen
5 or more times a week	4.38%	1.86%
3 - 4 times per week	7.27%	5.32%
1 - 2 times per week	13.93%	12.77%
1 - 2 times per month	13.54%	13.56%
1 - 2 times per semester/quarter	17.67%	18.35%
Not applicable/I never do this at the Student Union	41.69%	48.14%
<i>Total Respondents</i>	<i>22122</i>	<i>376</i>



When you come to the Student Union, how frequently do you do each of the following? - Meet with a group to study

	 National	 Evergreen
5 or more times a week	1.24%	0.53%
3 - 4 times per week	2.62%	1.60%
1 - 2 times per week	7.90%	7.98%
1 - 2 times per month	13.02%	12.77%
1 - 2 times per semester/quarter	22.25%	14.89%
Not applicable/I never do this at the Student Union	51.08%	62.23%
<i>Total Respondents</i>	<i>22093</i>	<i>376</i>



When you come to the Student Union, how frequently do you do each of the following? - Meet with a faculty member

	 National	 Evergreen
5 or more times a week	0.44%	0.00%
3 - 4 times per week	0.73%	0.27%
1 - 2 times per week	2.04%	0.80%
1 - 2 times per month	3.83%	2.14%
1 - 2 times per semester/quarter	12.37%	5.90%
Not applicable/I never do this at the Student Union	78.36%	90.88%
<i>Total Respondents</i>	<i>22071</i>	<i>373</i>



When you come to the Student Union, how frequently do you do each of the following? - Use cash to pay for food

	 National	 Evergreen
5 or more times a week	1.93%	3.72%
3 - 4 times per week	5.03%	11.17%
1 - 2 times per week	12.39%	24.73%
1 - 2 times per month	14.71%	20.74%
1 - 2 times per semester/quarter	24.36%	19.41%
Not applicable/I never do this at the Student Union	40.45%	20.21%
<i>Total Respondents</i>	<i>21584</i>	<i>376</i>



When you come to the Student Union, how frequently do you do each of the following? - Relax or take a nap

	 National	 Evergreen
5 or more times a week	1.54%	0.27%
3 - 4 times per week	2.88%	1.33%
1 - 2 times per week	6.74%	5.33%
1 - 2 times per month	8.30%	6.93%
1 - 2 times per semester/quarter	13.29%	9.07%
Not applicable/I never do this at the Student Union	65.37%	77.07%
<i>Total Respondents</i>	<i>22045</i>	<i>375</i>



When you come to the Student Union, how frequently do you do each of the following? - Eat in the Union

	 National	 Evergreen
5 or more times a week	13.77%	10.32%
3 - 4 times per week	15.60%	17.46%
1 - 2 times per week	21.44%	26.72%
1 - 2 times per month	15.88%	18.25%
1 - 2 times per semester/quarter	18.71%	16.14%
Not applicable/I never do this at the Student Union	14.21%	11.11%
<i>Total Respondents</i>	<i>21692</i>	<i>378</i>



When you come to the Student Union, how frequently do you do each of the following? - Attend a program, speaker, event, or performance

	 National	 Evergreen
5 or more times a week	0.56%	0.53%
3 - 4 times per week	1.16%	0.27%
1 - 2 times per week	4.85%	0.53%
1 - 2 times per month	16.65%	7.18%
1 - 2 times per semester/quarter	43.98%	19.15%
Not applicable/I never do this at the Student Union	31.98%	72.34%
<i>Total Respondents</i>	<i>22219</i>	<i>376</i>



When you come to the Student Union, how frequently do you do each of the following? - Attend student club/organization meetings

	 National	 Evergreen
5 or more times a week	0.81%	0.54%
3 - 4 times per week	2.24%	0.27%
1 - 2 times per week	10.79%	7.82%
1 - 2 times per month	11.07%	7.01%
1 - 2 times per semester/quarter	18.37%	11.86%
Not applicable/I never do this at the Student Union	55.22%	72.51%
<i>Total Respondents</i>	<i>22145</i>	<i>371</i>



When you come to the Student Union, how frequently do you do each of the following? - Use student club/organization office space

	 National	 Evergreen
5 or more times a week	1.36%	1.34%
3 - 4 times per week	1.88%	1.07%
1 - 2 times per week	5.81%	4.29%
1 - 2 times per month	6.55%	7.24%
1 - 2 times per semester/quarter	12.64%	10.19%
Not applicable/I never do this at the Student Union	69.65%	75.87%
<i>Total Respondents</i>	<i>20386</i>	<i>373</i>



When you come to the Student Union, how frequently do you do each of the following? - Watch television

	 National	 Evergreen
5 or more times a week	0.97%	0.00%
3 - 4 times per week	1.86%	0.00%
1 - 2 times per week	4.57%	0.00%
1 - 2 times per month	6.33%	0.00%
1 - 2 times per semester/quarter	13.64%	0.00%
Not applicable/I never do this at the Student Union	70.74%	0.00%
<i>Total Respondents</i>	<i>20409</i>	<i>0</i>



Are you now or have you ever been an employee at the Student Union at this college/university?

	 National	 Evergreen
I am currently employed at the Student Union.	3.70%	0.00%
I was previously employed at the Student Union.	2.13%	0.00%
I have never been employed at the Student Union.	94.17%	0.00%
<i>Total Respondents</i>	<i>20593</i>	<i>0</i>



When you come to the Student Union, how frequently do you do each of the following? - Visit bookstore or other retail shop

	 National	 Evergreen
5 or more times a week	1.92%	1.33%
3 - 4 times per week	4.00%	5.84%
1 - 2 times per week	11.51%	16.45%
1 - 2 times per month	30.46%	34.75%
1 - 2 times per semester/quarter	38.95%	36.07%
Not applicable/I never do this at the Student Union	12.95%	5.57%
<i>Total Respondents</i>	<i>20182</i>	<i>377</i>



When you come to the Student Union, how frequently do you do each of the following? - Visit an administrative or student services office

	 National	 Evergreen
5 or more times a week	0.87%	0.80%
3 - 4 times per week	1.40%	0.27%
1 - 2 times per week	4.43%	2.94%
1 - 2 times per month	10.98%	7.49%
1 - 2 times per semester/quarter	30.75%	19.52%
Not applicable/I never do this at the Student Union	50.14%	68.98%
<i>Total Respondents</i>	<i>22053</i>	<i>374</i>



When you come to the Student Union, how frequently do you do each of the following? - Attend late-night programs (movies or 'After Dark' events)

	 National	 Evergreen
5 or more times a week	0.45%	0.00%
3 - 4 times per week	0.78%	0.00%
1 - 2 times per week	2.88%	0.00%
1 - 2 times per month	8.76%	0.00%
1 - 2 times per semester/quarter	25.29%	0.00%
Not applicable/I never do this at the Student Union	59.90%	0.00%
<i>Total Respondents</i>	<i>19851</i>	<i>0</i>



When you come to the Student Union, how frequently do you do each of the following? - Use a computer lab or work station

	 National	 Evergreen
5 or more times a week	2.98%	0.00%
3 - 4 times per week	5.12%	0.00%
1 - 2 times per week	10.27%	0.00%
1 - 2 times per month	13.15%	0.00%
1 - 2 times per semester/quarter	19.51%	0.00%
Not applicable/I never do this at the Student Union	46.86%	0.00%
<i>Total Respondents</i>	<i>20702</i>	<i>0</i>

When you come to the Student Union, how frequently do you do each of the following? - Get information about what is happening on campus

	 National	 Evergreen
5 or more times a week	2.51%	1.85%
3 - 4 times per week	5.24%	4.50%
1 - 2 times per week	11.90%	14.81%
1 - 2 times per month	14.27%	12.43%
1 - 2 times per semester/quarter	23.26%	16.93%
Not applicable/I never do this at the Student Union	41.75%	49.47%
<i>Total Respondents</i>	<i>22088</i>	<i>378</i>



When you come to the Student Union, how frequently do you do each of the following? - Visit the game room or billiard room

	 National	 Evergreen
5 or more times a week	0.90%	0.00%
3 - 4 times per week	1.74%	0.00%
1 - 2 times per week	3.87%	0.00%
1 - 2 times per month	7.74%	0.00%
1 - 2 times per semester/quarter	18.10%	0.00%
Not applicable/I never do this at the Student Union	65.54%	0.00%
<i>Total Respondents</i>	<i>18148</i>	<i>0</i>

For what other reasons (not listed above) do you visit the Student Union?

		National		Evergreen
		100.00%		100.00%
<i>Total Respondents</i>		<i>8085</i>		122



In which of the following types of on-campus activities do you actively participate? (Check all that apply)



		National		Evergreen
Campus events (movies, concerts, speakers)		48.40%		42.74%
Community service/service-learning projects		22.58%		13.97%
Greek-letter organizations		15.07%		0.00%
Honor societies		15.42%		0.00%
Intercollegiate athletics		8.76%		3.84%
Performing arts (theater, music, dance)		17.37%		26.03%
Political activism		6.25%		15.34%
Recreational activities (sport clubs, intramurals)		23.02%		10.41%
Student government		4.12%		4.66%
Student media (yearbook, newspaper, radio)		4.60%		4.93%
Other student organization or student club (please specify)		16.49%		13.42%
None of the above		24.71%		38.08%
<i>Total Respondents</i>		<i>22065</i>		365

Please indicate your level of agreement with the following statements:

As a result of my employment in the Student Union . . .

- My customer service skills have improved.



	Mean	Difference	Std Dev	N	Top 2	Bottom 2	Rank
National 	3.85	-3.85	1.01	1121	66.01%	7.58%	
Evergreen 	0.00	---	0.00	0	0.00%	0.00%	
	0.00	0.96	1.93	2.89	3.85		



	 National	 Evergreen
Strongly agree	30.15%	0.00%
Somewhat agree	35.86%	0.00%
Neither agree nor disagree	26.40%	0.00%
Somewhat disagree	3.93%	0.00%
Strongly disagree	3.66%	0.00%
<i>Total Respondents</i>	1121	0

Please indicate your level of agreement with the following statements:

As a result of my employment in the Student Union . . .

- My time management skills have improved.



	Mean	Difference	Std Dev	N	Top 2	Bottom 2	Rank
National 	3.74	-3.74	1.01	1118	61.72%	9.30%	
Evergreen 	0.00	---	0.00	0	0.00%	0.00%	
<div> <div></div> <div>0.00</div> <div>0.94</div> <div>1.87</div> <div>2.81</div> <div>3.74</div> </div>							

	 National	 Evergreen
Strongly agree	24.87%	0.00%
Somewhat agree	36.85%	0.00%
Neither agree nor disagree	28.98%	0.00%
Somewhat disagree	5.81%	0.00%
Strongly disagree	3.49%	0.00%
<i>Total Respondents</i>	1118	0

Please indicate your level of agreement with the following statements:

As a result of my employment in the Student Union . . .



- My leadership skills have improved.

	Mean	Difference	Std Dev	N	Top 2	Bottom 2	Rank
National 	3.72	-3.72	1.07	1119	58.98%	11.26%	
Evergreen 	0.00	---	0.00	0	0.00%	0.00%	
	0.00	0.93	1.86	2.79	3.72		

	National	Evergreen
Strongly agree	28.06%	0.00%
Somewhat agree	30.92%	0.00%
Neither agree nor disagree	29.76%	0.00%
Somewhat disagree	7.42%	0.00%
Strongly disagree	3.84%	0.00%
Total Respondents	1119	0

Please indicate your level of agreement with the following statements:



As a result of attending programs, speakers, performances, or events at the Student Union . . . - I have been able to meet individuals with different interests from my own.



	Mean	Difference	Std Dev	N	Top 2	Bottom 2	Rank
National 	3.44	0.01	0.99	13952	49.39%	13.27%	
Evergreen 	3.46	---	1.01	137	46.72%	10.95%	
	3.30	3.34	3.38	3.42	3.46		

	National	Evergreen
Strongly agree	13.22%	16.06%
Somewhat agree	36.17%	30.66%
Neither agree nor disagree	37.34%	42.34%
Somewhat disagree	8.43%	5.11%
Strongly disagree	4.85%	5.84%
Total Respondents	13952	137

Please indicate your level of agreement with the following statements:



As a result of attending programs, speakers, performances, or events at the Student Union . . . - I have been able to meet individuals with similar interests to my own.



		Mean	Difference	Std Dev	N	Top 2	Bottom 2	Rank
National		3.63	0.03	0.96	13928	59.86%	9.89%	
Evergreen		3.66	---	1.07	137	60.58%	10.95%	
	3.50 3.54 3.58 3.62 3.66							

		National		Evergreen
Strongly agree		16.94%		22.63%
Somewhat agree		42.91%		37.96%
Neither agree nor disagree		30.26%		28.47%
Somewhat disagree		5.98%		5.11%
Strongly disagree		3.91%		5.84%
Total Respondents		13928		137

Please indicate your level of agreement with the following statements:




As a result of attending programs, speakers, performances, or events at the Student Union . . . - I have been able to connect with other students.



		Mean	Difference	Std Dev	N	Top 2	Bottom 2	Rank
National		3.64	0.09	0.97	13903	61.20%	10.45%	
Evergreen		3.73	---	1.01	136	62.50%	8.82%	
	3.50 3.56 3.62 3.67 3.73							

		National		Evergreen
Strongly agree		17.01%		23.53%
Somewhat agree		44.18%		38.97%
Neither agree nor disagree		28.35%		28.68%
Somewhat disagree		6.56%		4.41%
Strongly disagree		3.89%		4.41%
Total Respondents		13903		136

Please indicate your level of agreement with the following statements:




As a result of attending programs, speakers, performances, or events at the Student Union . . . - I have been able to connect with faculty.



		Mean	Difference	Std Dev	N	Top 2	Bottom 2	Rank
National		2.93	-0.09	1.08	13915	29.16%	30.92%	
Evergreen		2.84	---	0.99	137	21.90%	31.39%	
								

		National		Evergreen
Strongly agree		6.78%		4.38%
Somewhat agree		22.39%		17.52%
Neither agree nor disagree		39.91%		46.72%
Somewhat disagree		18.53%		20.44%
Strongly disagree		12.39%		10.95%
Total Respondents		13915		137

Please indicate your level of agreement with the following statements:




As a result of attending programs, speakers, performances, or events at the Student Union . . . - I have been able to connect with staff members/administrators.



		Mean	Difference	Std Dev	N	Top 2	Bottom 2	Rank
National		2.92	-0.07	1.07	13886	27.82%	30.28%	
Evergreen		2.85	---	1.02	136	24.26%	32.35%	
								

		National		Evergreen
Strongly agree		6.57%		4.41%
Somewhat agree		21.25%		19.85%
Neither agree nor disagree		41.91%		43.38%
Somewhat disagree		18.05%		20.59%
Strongly disagree		12.22%		11.76%
Total Respondents		13886		136

Please indicate your level of agreement with the following statements:




As a result of attending programs, speakers, performances, or events at the Student Union . . . - I feel part of the campus community.



		Mean	Difference	Std Dev	N	Top 2	Bottom 2	Rank
National		3.67	-0.02	0.98	139 22	62.96%	10.25%	
Evergreen		3.65	---	1.03	137	62.04%	10.22%	
								

		National		Evergreen
Strongly agree		18.60%		18.98%
Somewhat agree		44.36%		43.07%
Neither agree nor disagree		26.79%		27.74%
Somewhat disagree		6.38%		4.38%
Strongly disagree		3.87%		5.84%
Total Respondents		13922		137

Please indicate your level of agreement with the following statements:



As a result of attending programs, speakers, performances, or events at the Student Union . . . - I have been able to make a difference on campus.

		Mean	Difference	Std Dev	N	Top 2	Bottom 2	Rank
National		3.03	0.05	1.02	138 62	29.30%	24.66%	
Evergreen		3.08	---	1.06	137	29.93%	20.44%	
								

		National		Evergreen
Strongly agree		7.41%		9.49%
Somewhat agree		21.89%		20.44%
Neither agree nor disagree		46.04%		49.64%
Somewhat disagree		15.40%		9.49%
Strongly disagree		9.26%		10.95%
Total Respondents		13862		137

Please indicate your level of agreement with the following statements:



As a result of attending programs, speakers, performances, or events at the Student Union . . . - I have gained experience/skills relevant to my academic major.

	Mean	Difference	Std Dev	N	Top 2	Bottom 2	Rank
National 	3.20	0.07	1.12	13891	41.51%	23.46%	
Evergreen 	3.26	---	1.16	136	43.38%	21.32%	
	3.10	3.14	3.18	3.22	3.26		

	National	Evergreen
Strongly agree	11.65%	14.71%
Somewhat agree	29.86%	28.68%
Neither agree nor disagree	35.03%	35.29%
Somewhat disagree	13.69%	11.03%
Strongly disagree	9.78%	10.29%
Total Respondents	13891	136

Please indicate your level of agreement with the following statements:



As a result of attending programs, speakers, performances, or events at the Student Union . . . - I have become more involved with additional campus activities.



	Mean	Difference	Std Dev	N	Top 2	Bottom 2	Rank
National 	3.32	-0.11	1.05	13885	46.47%	18.29%	
Evergreen 	3.21	---	1.14	137	38.69%	22.63%	
	3.10	3.16	3.21	3.27	3.32		

	National	Evergreen
Strongly agree	11.56%	14.60%
Somewhat agree	34.92%	24.09%
Neither agree nor disagree	35.24%	38.69%
Somewhat disagree	10.97%	13.14%
Strongly disagree	7.32%	9.49%
Total Respondents	13885	137

Please indicate your level of agreement with the following statements:

As a result of attending programs, speakers, performances, or events at the Student Union . . .
- My self-confidence has increased.



		Mean	Difference	Std Dev	N	Top 2	Bottom 2	Rank
National		3.09	0.02	0.98	138 97	28.86%	19.48%	
Evergreen		3.10	---	1.04	135	28.15%	17.78%	
	2.90 2.95 3.00 3.05 3.10							



		National		Evergreen
Strongly agree		7.63%		10.37%
Somewhat agree		21.23%		17.78%
Neither agree nor disagree		51.66%		54.07%
Somewhat disagree		11.18%		7.41%
Strongly disagree		8.30%		10.37%
<i>Total Respondents</i>		<i>13897</i>		<i>135</i>

Please indicate your level of agreement with the following statements:

As a result of attending programs, speakers, performances, or events at the Student Union . . .

- My stress management skills have improved.

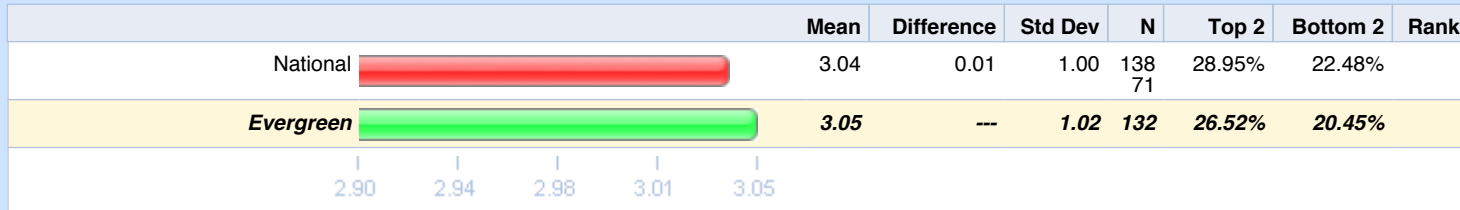
		Mean	Difference	Std Dev	N	Top 2	Bottom 2	Rank
National		3.00	-0.02	0.98	138 72	26.11%	22.89%	
Evergreen		2.99	---	0.98	135	25.19%	22.22%	
	2.80 2.85 2.90 2.95 3.00							



		National		Evergreen
Strongly agree		6.33%		5.93%
Somewhat agree		19.78%		19.26%
Neither agree nor disagree		51.00%		52.59%
Somewhat disagree		13.57%		11.85%
Strongly disagree		9.31%		10.37%
<i>Total Respondents</i>		<i>13872</i>		<i>135</i>

Please indicate your level of agreement with the following statements:

As a result of attending programs, speakers, performances, or events at the Student Union . . .

- My time management skills have improved.

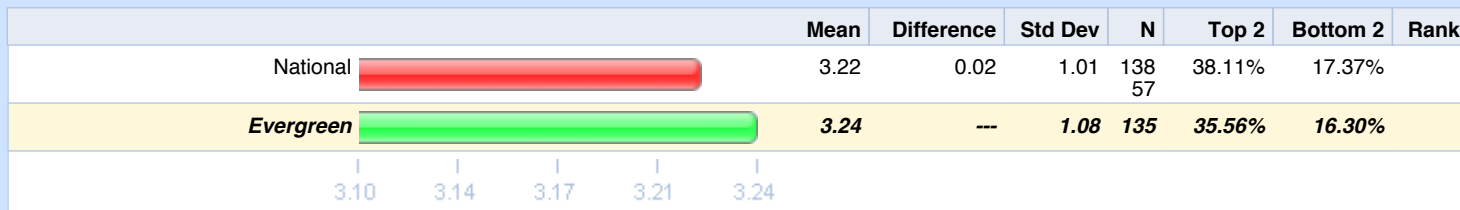




	 National	 Evergreen
Strongly agree	6.80%	9.09%
Somewhat agree	22.15%	17.42%
Neither agree nor disagree	48.58%	53.03%
Somewhat disagree	13.34%	10.61%
Strongly disagree	9.13%	9.85%
Total Respondents	13871	132

Please indicate your level of agreement with the following statements:

As a result of attending programs, speakers, performances, or events at the Student Union . . .

- My communication skills have improved.

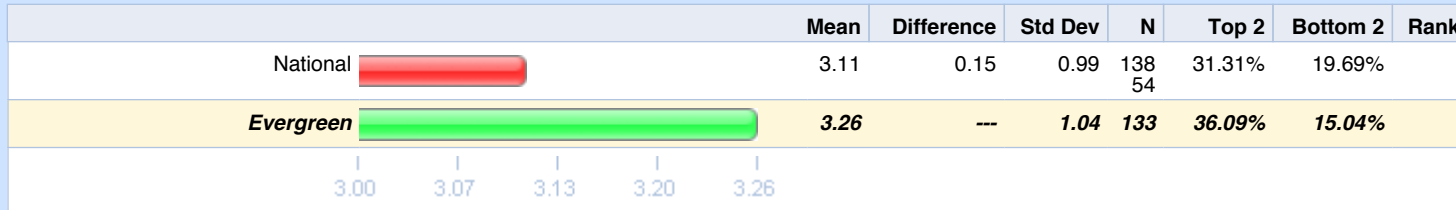




	 National	 Evergreen
Strongly agree	9.14%	14.07%
Somewhat agree	28.97%	21.48%
Neither agree nor disagree	44.52%	48.15%
Somewhat disagree	9.50%	7.41%
Strongly disagree	7.87%	8.89%
Total Respondents	13857	135

Please indicate your level of agreement with the following statements:

As a result of attending programs, speakers, performances, or events at the Student Union . . .

- My critical thinking/problem solving skills have improved.

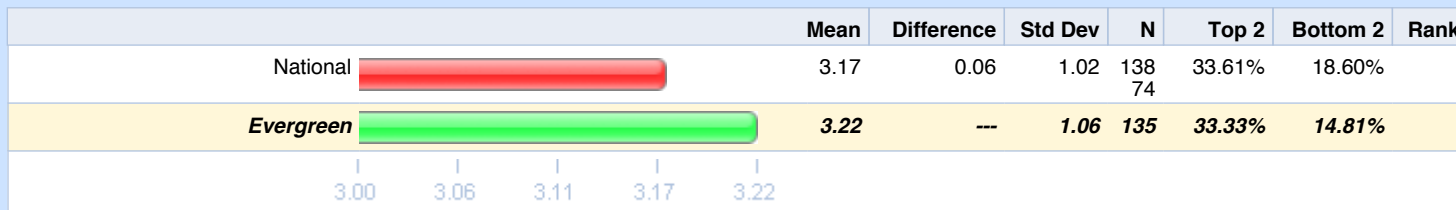




	 National	 Evergreen
Strongly agree	7.74%	12.78%
Somewhat agree	23.57%	23.31%
Neither agree nor disagree	49.00%	48.87%
Somewhat disagree	11.33%	6.77%
Strongly disagree	8.36%	8.27%
Total Respondents	13854	133

Please indicate your level of agreement with the following statements:

As a result of attending programs, speakers, performances, or events at the Student Union . . .

- My leadership skills have improved.

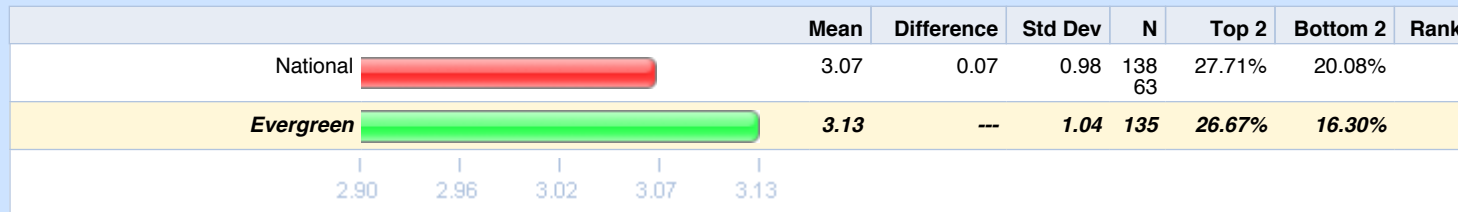




	 National	 Evergreen
Strongly agree	9.69%	13.33%
Somewhat agree	23.92%	20.00%
Neither agree nor disagree	47.79%	51.85%
Somewhat disagree	10.41%	5.19%
Strongly disagree	8.19%	9.63%
Total Respondents	13874	135

Please indicate your level of agreement with the following statements:

As a result of attending programs, speakers, performances, or events at the Student Union . . .

- I am better able to manage conflict.

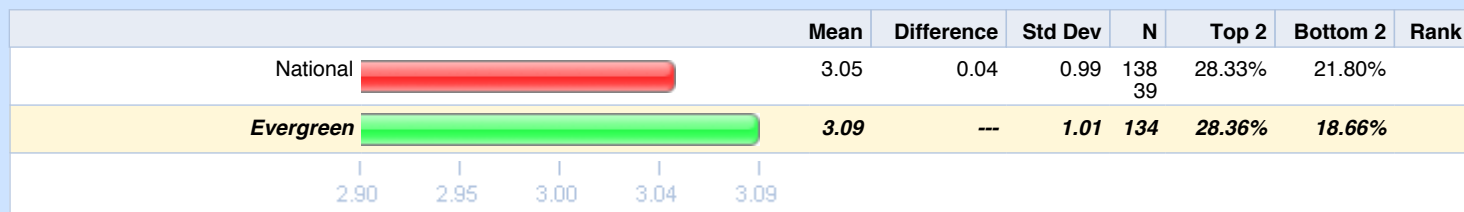




	 National	 Evergreen
Strongly agree	7.68%	12.59%
Somewhat agree	20.03%	14.07%
Neither agree nor disagree	52.22%	57.04%
Somewhat disagree	11.30%	6.67%
Strongly disagree	8.77%	9.63%
Total Respondents	13863	135

Please indicate your level of agreement with the following statements:

As a result of attending programs, speakers, performances, or events at the Student Union . . .

- My study skills have improved.

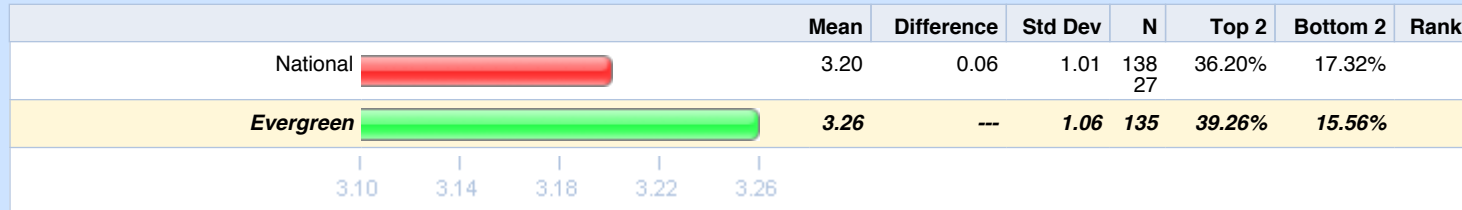




	 National	 Evergreen
Strongly agree	7.09%	8.96%
Somewhat agree	21.24%	19.40%
Neither agree nor disagree	49.87%	52.99%
Somewhat disagree	12.71%	8.96%
Strongly disagree	9.09%	9.70%
Total Respondents	13839	134

Please indicate your level of agreement with the following statements:

As a result of attending programs, speakers, performances, or events at the Student Union . . .

- I am better able to articulate my values, attitudes, and beliefs.

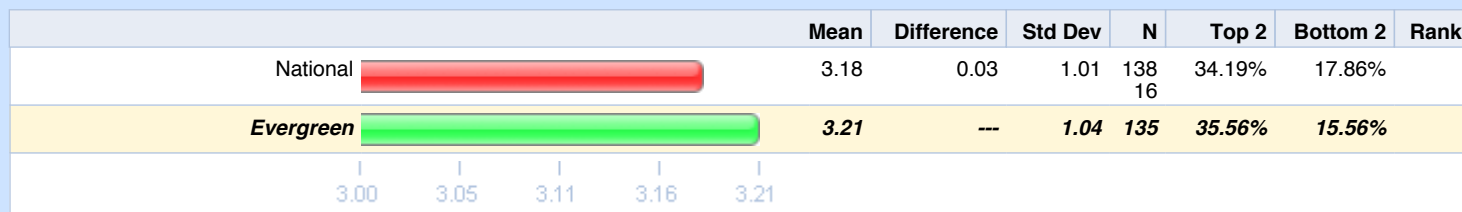




	 National	 Evergreen
Strongly agree	9.43%	11.85%
Somewhat agree	26.77%	27.41%
Neither agree nor disagree	46.48%	45.19%
Somewhat disagree	9.40%	5.93%
Strongly disagree	7.92%	9.63%
Total Respondents	13827	135

Please indicate your level of agreement with the following statements:

As a result of attending programs, speakers, performances, or events at the Student Union . . .

- I am better able to articulate my goals in life.

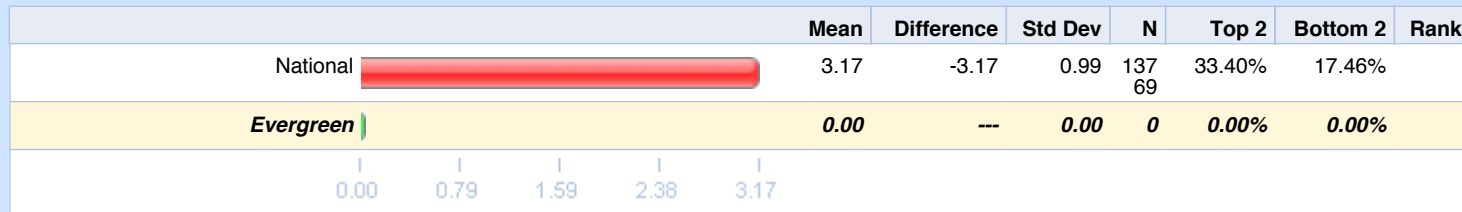


	 National	 Evergreen
Strongly agree	9.42%	10.37%
Somewhat agree	24.78%	25.19%
Neither agree nor disagree	47.94%	48.89%
Somewhat disagree	9.76%	5.93%
Strongly disagree	8.11%	9.63%
Total Respondents	13816	135

Please indicate your level of agreement with the following statements:

As a result of attending programs, speakers, performances, or events at the Student Union . . .

- My ability to work in a team has improved.

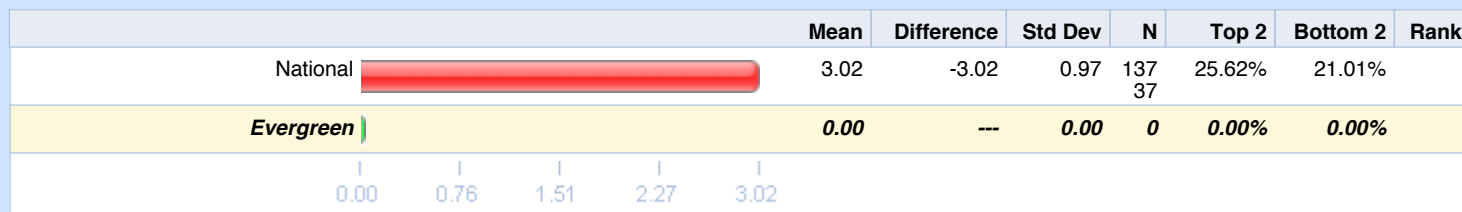


		National		Evergreen
Strongly agree		9.06%		0.00%
Somewhat agree		24.34%		0.00%
Neither agree nor disagree		49.14%		0.00%
Somewhat disagree		9.63%		0.00%
Strongly disagree		7.83%		0.00%
Total Respondents		13769		0

Please indicate your level of agreement with the following statements:

As a result of attending programs, speakers, performances, or events at the Student Union . . .

- My academic achievement and grades have improved.

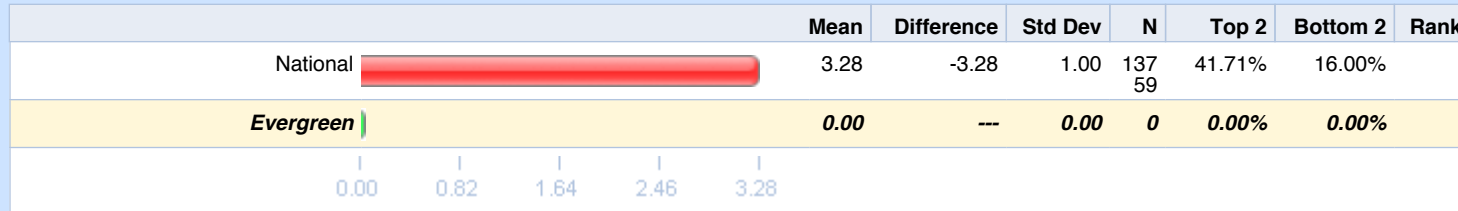


		National		Evergreen
Strongly agree		6.67%		0.00%
Somewhat agree		18.95%		0.00%
Neither agree nor disagree		53.37%		0.00%
Somewhat disagree		12.00%		0.00%
Strongly disagree		9.01%		0.00%
Total Respondents		13737		0

Please indicate your level of agreement with the following statements:

As a result of attending programs, speakers, performances, or events at the Student Union . . .

- I have learned to balance social activities with academic obligations (homework, studying, group meetings, etc.).

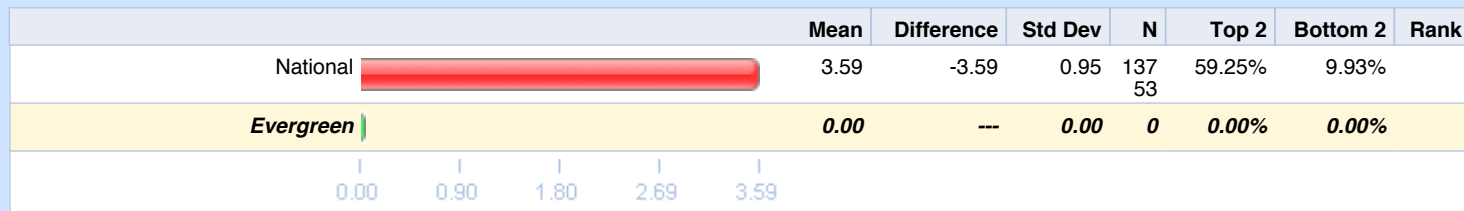


		National		Evergreen
Strongly agree		9.34%		0.00%
Somewhat agree		32.37%		0.00%
Neither agree nor disagree		42.29%		0.00%
Somewhat disagree		8.60%		0.00%
Strongly disagree		7.41%		0.00%
Total Respondents		13759		0

Please indicate your level of agreement with the following statements:

As a result of attending programs, speakers, performances, or events at the Student Union . . .

- I have become more knowledgeable about the campus community.

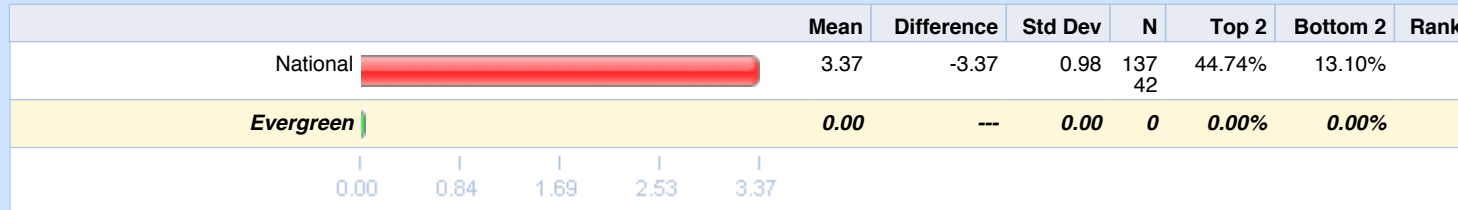




		National		Evergreen
Strongly agree		14.37%		0.00%
Somewhat agree		44.88%		0.00%
Neither agree nor disagree		30.83%		0.00%
Somewhat disagree		5.32%		0.00%
Strongly disagree		4.60%		0.00%
Total Respondents		13753		0

Please indicate your level of agreement with the following statements:

As a result of attending programs, speakers, performances, or events at the Student Union . . .

- My understanding of diverse perspectives has changed.

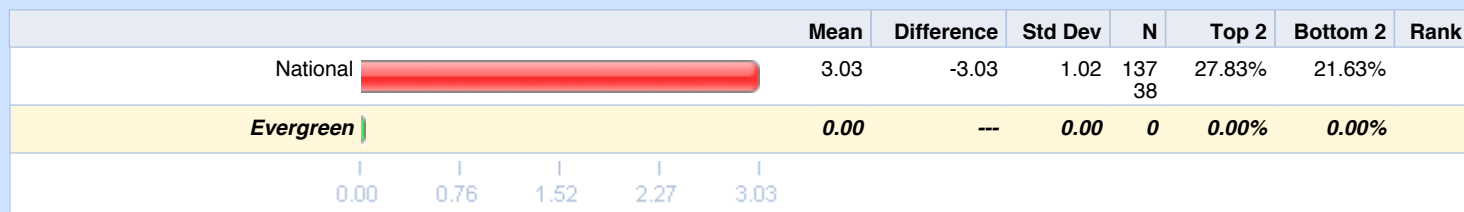




		National		Evergreen
Strongly agree		11.36%		0.00%
Somewhat agree		33.38%		0.00%
Neither agree nor disagree		42.16%		0.00%
Somewhat disagree		7.11%		0.00%
Strongly disagree		5.99%		0.00%
Total Respondents		13742		0

Please indicate your level of agreement with the following statements:

As a result of attending programs, speakers, performances, or events at the Student Union . . .

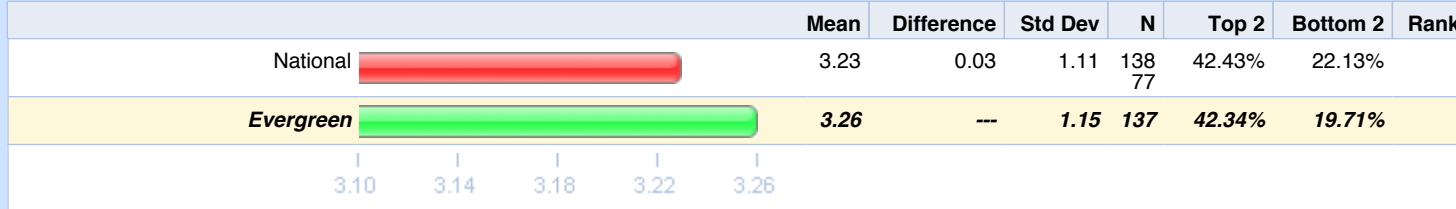
- I am more likely to donate to my college after I graduate.





		National		Evergreen
Strongly agree		7.43%		0.00%
Somewhat agree		20.40%		0.00%
Neither agree nor disagree		50.55%		0.00%
Somewhat disagree		11.17%		0.00%
Strongly disagree		10.46%		0.00%
Total Respondents		13738		0

Please indicate your level of agreement with the following statements:

As a result of attending programs, speakers, performances, or events at the Student Union . . . - I have gained experience/skills relevant to my future career.

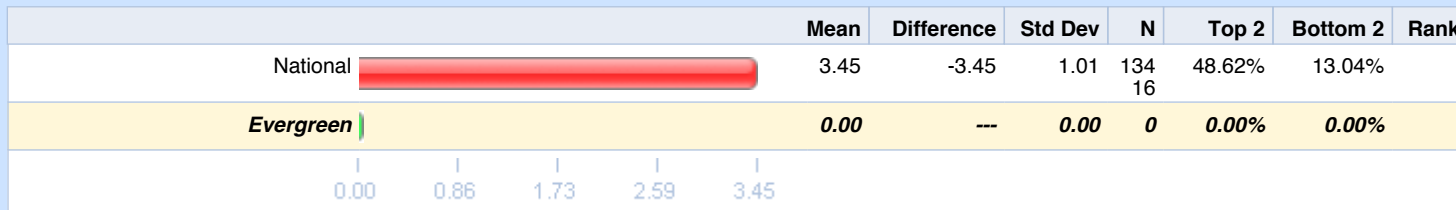




		National		Evergreen
Strongly agree		12.04%		14.60%
Somewhat agree		30.39%		27.74%
Neither agree nor disagree		35.44%		37.96%
Somewhat disagree		12.96%		8.76%
Strongly disagree		9.17%		10.95%
Total Respondents		13877		137

Please indicate your level of agreement with the following statements:

As a result of attending programs, speakers, performances, or events at the Student Union . . .

- I have a greater appreciation for the fine and performing arts.

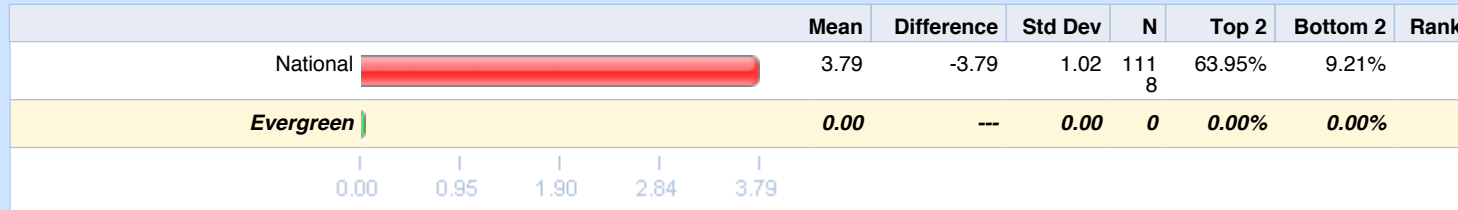




		National		Evergreen
Strongly agree		14.98%		0.00%
Somewhat agree		33.64%		0.00%
Neither agree nor disagree		38.34%		0.00%
Somewhat disagree		7.54%		0.00%
Strongly disagree		5.50%		0.00%
Total Respondents		13416		0

Please indicate your level of agreement with the following statements:

As a result of my employment in the Student Union . . .

- My ability to work as a team has improved.

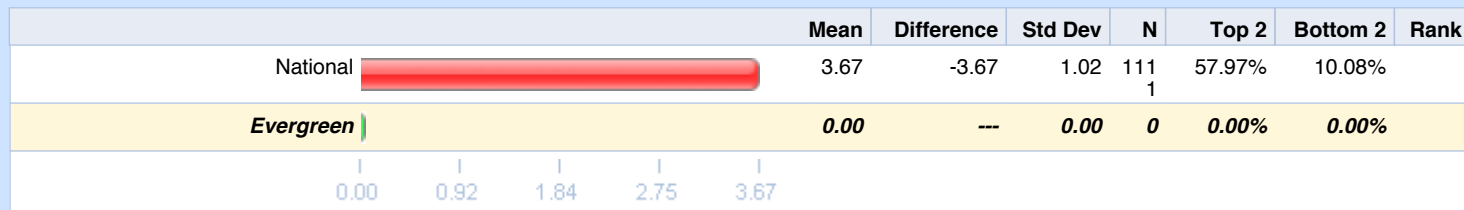




		National		Evergreen
Strongly agree		27.55%		0.00%
Somewhat agree		36.40%		0.00%
Neither agree nor disagree		26.83%		0.00%
Somewhat disagree		5.72%		0.00%
Strongly disagree		3.49%		0.00%
Total Respondents		1118		0

Please indicate your level of agreement with the following statements:

As a result of my employment in the Student Union . . .

- My organizational skills have improved.

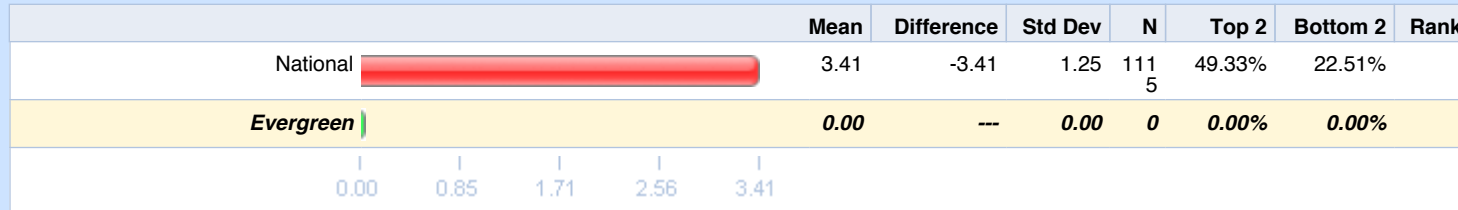




		National		Evergreen
Strongly agree		22.86%		0.00%
Somewhat agree		35.10%		0.00%
Neither agree nor disagree		31.95%		0.00%
Somewhat disagree		6.03%		0.00%
Strongly disagree		4.05%		0.00%
Total Respondents		1111		0

Please indicate your level of agreement with the following statements:

As a result of my employment in the Student Union . . .

- I have gained skills/experience relevant to my future career.

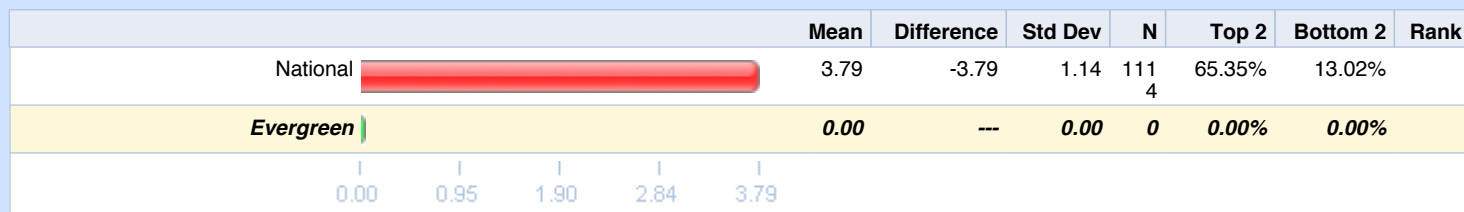




	 National	 Evergreen
Strongly agree	23.95%	0.00%
Somewhat agree	25.38%	0.00%
Neither agree nor disagree	28.16%	0.00%
Somewhat disagree	12.56%	0.00%
Strongly disagree	9.96%	0.00%
Total Respondents	1115	0

Please indicate your level of agreement with the following statements:

As a result of my employment in the Student Union . . .

- I have gained skills/experiences that I will use after college.

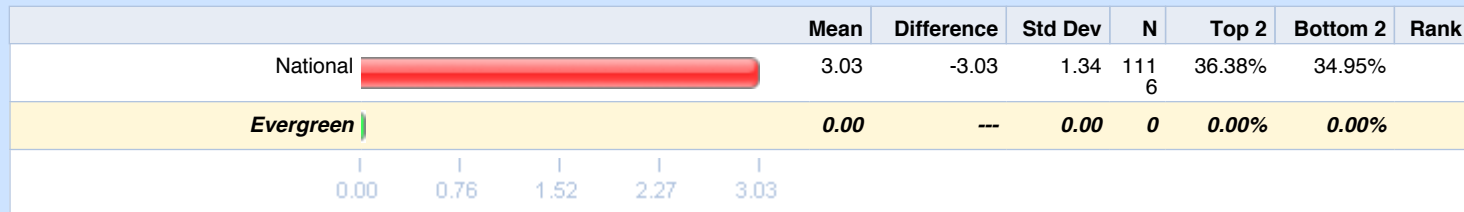




	 National	 Evergreen
Strongly agree	32.14%	0.00%
Somewhat agree	33.21%	0.00%
Neither agree nor disagree	21.63%	0.00%
Somewhat disagree	7.36%	0.00%
Strongly disagree	5.66%	0.00%
Total Respondents	1114	0

Please indicate your level of agreement with the following statements:



As a result of my employment in the Student Union . . .

- I have gained experience/skills relevant to my academic major.

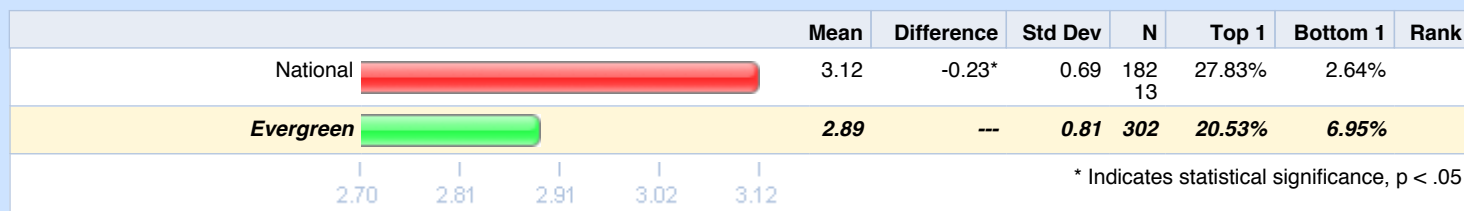




	 National	 Evergreen
Strongly agree	19.00%	0.00%
Somewhat agree	17.38%	0.00%
Neither agree nor disagree	28.67%	0.00%
Somewhat disagree	17.65%	0.00%
Strongly disagree	17.29%	0.00%
Total Respondents	1116	0

What prevents you from visiting the Student Union on a more frequent basis? (Check all that apply)

	 National	 Evergreen
Not a convenient location	21.73%	0.00%
I don't have time/too busy	52.76%	47.83%
Not open when I am on campus	4.07%	13.04%
Nothing I need is there	45.93%	39.13%
Other (please specify)	22.89%	43.48%
Total Respondents	2062	23

Overall, how satisfied are you with the Student Union?







	 National	 Evergreen
Very satisfied	25.82%	18.73%
Somewhat satisfied	54.66%	49.85%
Somewhat dissatisfied	9.88%	16.31%
Very dissatisfied	2.45%	6.34%
No basis to judge/Not applicable	7.19%	8.76%
<i>Total Respondents</i>	<i>19625</i>	<i>331</i>

Please indicate your level of agreement with the following statements:

As a result of attending programs, speakers, performances, or events at the Student Union . . .

- I am more likely to complete my degree at this college.



	Mean	Difference	Std Dev	N	Top 2	Bottom 2	Rank
National 	3.40	-3.40	1.07	13735	42.90%	13.62%	
Evergreen 	0.00	---	0.00	0	0.00%	0.00%	
<div> <div></div> <div>0.00</div> <div>0.85</div> <div>1.70</div> <div>2.55</div> <div>3.40</div> </div>							

	 National	 Evergreen
Strongly agree	17.93%	0.00%
Somewhat agree	24.97%	0.00%
Neither agree nor disagree	43.47%	0.00%
Somewhat disagree	6.63%	0.00%
Strongly disagree	6.99%	0.00%
<i>Total Respondents</i>	<i>13735</i>	<i>0</i>

Please indicate your level of agreement with the following statements:

As a result of attending programs, speakers, performances, or events at the Student Union . . .

- My satisfaction with my collegiate experience has improved.



	Mean	Difference	Std Dev	N	Top 2	Bottom 2	Rank
National 	3.52	-3.52	1.00	13728	52.72%	11.11%	
Evergreen 	0.00	---	0.00	0	0.00%	0.00%	
	0.00	0.88	1.76	2.64	3.52		

	National	Evergreen
Strongly agree	15.71%	0.00%
Somewhat agree	37.02%	0.00%
Neither agree nor disagree	36.17%	0.00%
Somewhat disagree	5.62%	0.00%
Strongly disagree	5.49%	0.00%
Total Respondents	13728	0

Please indicate your level of agreement with the following statements:

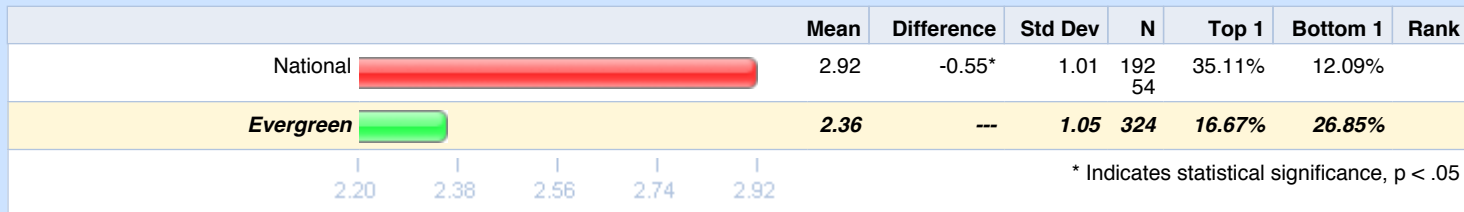
As a result of attending programs, speakers, performances, or events at the Student Union . . .



- I am more likely to participate in alumni events after graduation.

	Mean	Difference	Std Dev	N	Top 2	Bottom 2	Rank
National 	3.20	-3.20	1.02	13703	34.62%	16.84%	
Evergreen 	0.00	---	0.00	0	0.00%	0.00%	
	0.00	0.80	1.60	2.40	3.20		

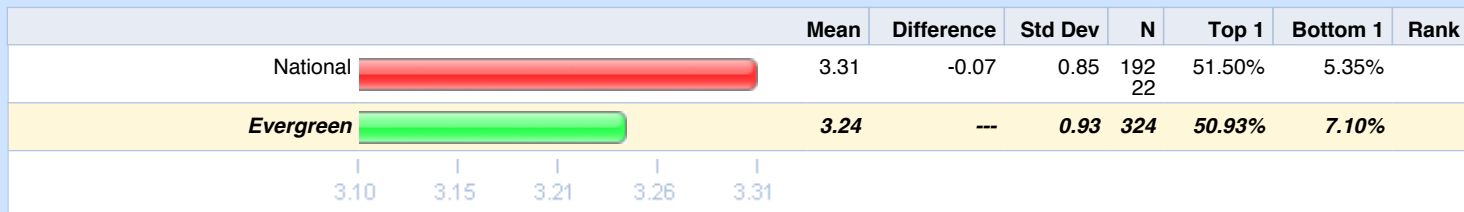
	National	Evergreen
Strongly agree	10.63%	0.00%
Somewhat agree	23.99%	0.00%
Neither agree nor disagree	48.54%	0.00%
Somewhat disagree	8.86%	0.00%
Strongly disagree	7.98%	0.00%
Total Respondents	13703	0



Please indicate how important it is to you that the Student Union on your campus has each of the following features/characteristics. Then indicate your current level of satisfaction with each aspect of the Student Union on your campus. - Availability of lounges and meeting room space



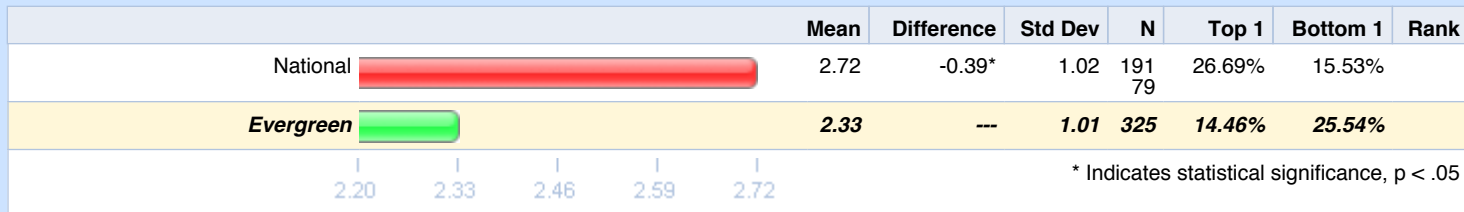
		National		Evergreen
Very important to me		35.11%		16.67%
Moderately important to me		33.62%		29.94%
Slightly important to me		19.18%		26.54%
Not at all important to me		12.09%		26.85%
Total Respondents		19254		324



Please indicate how important it is to you that the Student Union on your campus has each of the following features/characteristics. Then indicate your current level of satisfaction with each aspect of the Student Union on your campus. - Welcoming and comfortable atmosphere



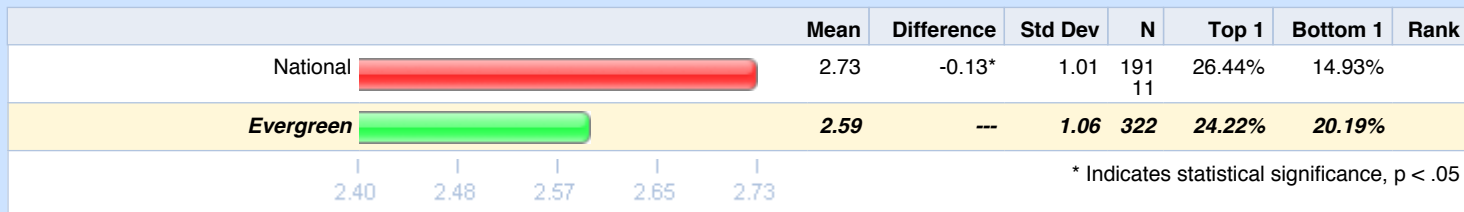
		National		Evergreen
Very important to me		51.50%		50.93%
Moderately important to me		33.36%		29.63%
Slightly important to me		9.79%		12.35%
Not at all important to me		5.35%		7.10%
Total Respondents		19222		324



Please indicate how important it is to you that the Student Union on your campus has each of the following features/characteristics. Then indicate your current level of satisfaction with each aspect of the Student Union on your campus. - Variety of entertainment options



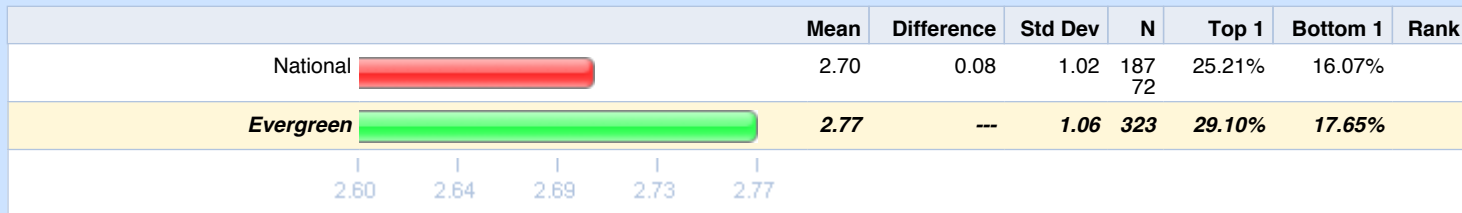
		National		Evergreen
Very important to me		26.69%		14.46%
Moderately important to me		34.50%		29.85%
Slightly important to me		23.28%		30.15%
Not at all important to me		15.53%		25.54%
Total Respondents		19179		325



Please indicate how important it is to you that the Student Union on your campus has each of the following features/characteristics. Then indicate your current level of satisfaction with each aspect of the Student Union on your campus. - Variety of learning opportunities



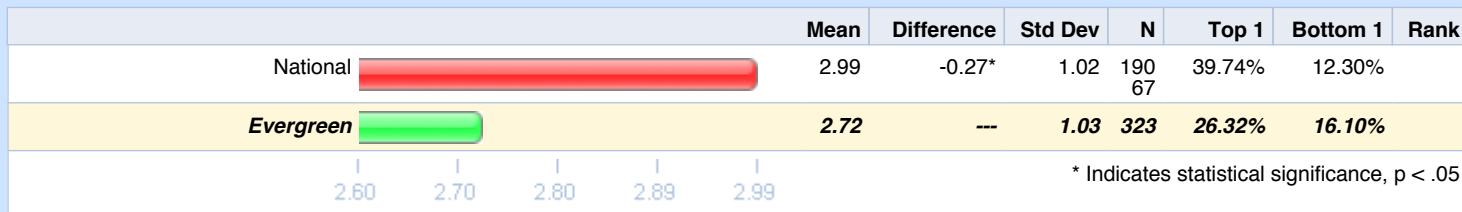
		National		Evergreen
Very important to me		26.44%		24.22%
Moderately important to me		34.76%		31.06%
Slightly important to me		23.87%		24.53%
Not at all important to me		14.93%		20.19%
Total Respondents		19111		322



Please indicate how important it is to you that the Student Union on your campus has each of the following features/characteristics. Then indicate your current level of satisfaction with each aspect of the Student Union on your campus. - Atmosphere that encourages informal interaction amongst students and **faculty**





		National		Evergreen
Very important to me		25.21%		29.10%
Moderately important to me		35.47%		36.84%
Slightly important to me		23.25%		16.41%
Not at all important to me		16.07%		17.65%
Total Respondents		18772		323

Please indicate how important it is to you that the Student Union on your campus has each of the following features/characteristics. Then indicate your current level of satisfaction with each aspect of the Student Union on your campus. - Atmosphere that is conducive to studying



		National		Evergreen
Very important to me		39.74%		26.32%
Moderately important to me		32.10%		35.29%
Slightly important to me		15.87%		22.29%
Not at all important to me		12.30%		16.10%
Total Respondents		19067		323

Please indicate how important it is to you that the Student Union on your campus has each of the following features/characteristics. Then indicate your current level of satisfaction with each aspect of the Student Union on your campus. - Availability of lounges and meeting room space



	Mean	Difference	Std Dev	N	Top 1	Bottom 1	Rank
National 	3.02	0.12*	0.77	155 35	26.08%	4.18%	
Evergreen 	3.14	---	0.74	177	31.64%	3.95%	

2.90 2.96 3.02 3.08 3.14

* Indicates statistical significance, $p < .05$

	National	Evergreen
Very satisfied	21.77%	17.78%
Somewhat satisfied	44.87%	30.79%
Somewhat dissatisfied	13.34%	5.40%
Very dissatisfied	3.49%	2.22%
No basis to judge/Not applicable	16.52%	43.81%
Total Respondents	18610	315

Please indicate how important it is to you that the Student Union on your campus has each of the following features/characteristics. Then indicate your current level of satisfaction with each aspect of the Student Union on your campus. - Welcoming and comfortable atmosphere



	Mean	Difference	Std Dev	N	Top 1	Bottom 1	Rank
National 	3.17	-0.17*	0.75	168 33	34.56%	3.18%	
Evergreen 	2.99	---	0.84	284	27.82%	6.69%	

2.80 2.89 2.99 3.08 3.17

* Indicates statistical significance, $p < .05$

	National	Evergreen
Very satisfied	31.35%	25.00%
Somewhat satisfied	45.97%	45.25%
Somewhat dissatisfied	10.53%	13.61%
Very dissatisfied	2.88%	6.01%
No basis to judge/Not applicable	9.27%	10.13%
Total Respondents	18553	316

Please indicate how important it is to you that the Student Union on your campus has each of the following features/characteristics. Then indicate your current level of satisfaction with each aspect of the Student Union on your campus. - Variety of entertainment options



	Mean	Difference	Std Dev	N	Top 1	Bottom 1	Rank
National 	2.90	-0.34*	0.80	145 81	21.83%	5.83%	
Evergreen 	2.56	---	0.86	189	12.70%	12.17%	

2.40 2.53 2.65 2.78 2.90

* Indicates statistical significance, $p < .05$

	National	Evergreen
Very satisfied	17.20%	7.62%
Somewhat satisfied	41.21%	25.71%
Somewhat dissatisfied	15.80%	19.37%
Very dissatisfied	4.59%	7.30%
No basis to judge/Not applicable	21.20%	40.00%
Total Respondents	18504	315

Please indicate how important it is to you that the Student Union on your campus has each of the following features/characteristics. Then indicate your current level of satisfaction with each aspect of the Student Union on your campus. - Variety of learning opportunities

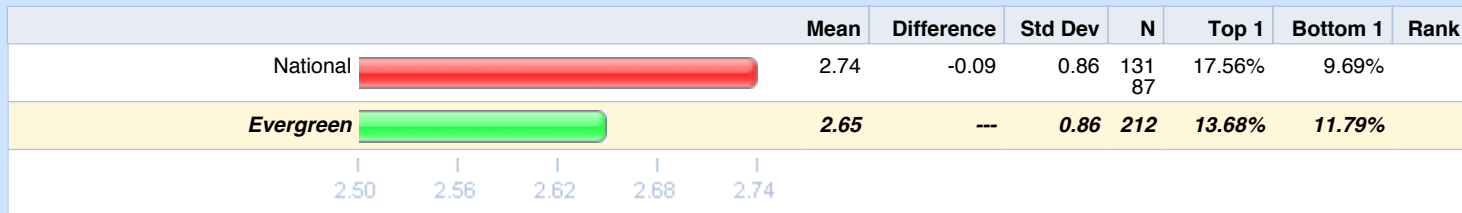
	Mean	Difference	Std Dev	N	Top 1	Bottom 1	Rank
National 	2.88	-0.25*	0.78	138 21	19.34%	5.54%	
Evergreen 	2.63	---	0.88	182	13.19%	13.74%	



2.50 2.60 2.69 2.79 2.88

* Indicates statistical significance, $p < .05$

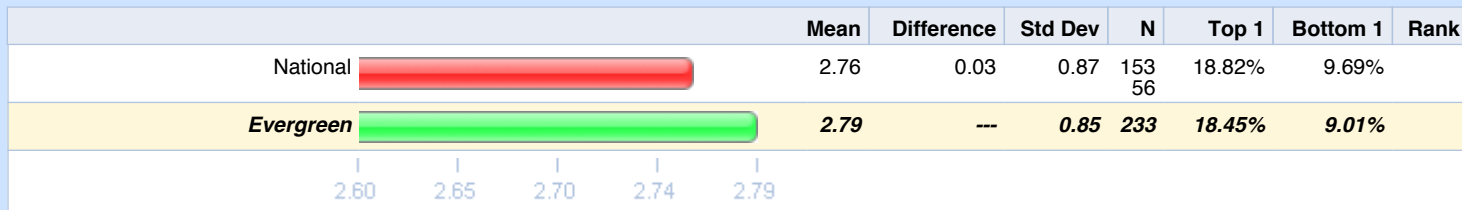
	National	Evergreen
Very satisfied	14.50%	7.69%
Somewhat satisfied	40.81%	29.17%
Somewhat dissatisfied	15.50%	13.46%
Very dissatisfied	4.15%	8.01%
No basis to judge/Not applicable	25.04%	41.67%
Total Respondents	18438	312



Please indicate how important it is to you that the Student Union on your campus has each of the following features/characteristics. Then indicate your current level of satisfaction with each aspect of the Student Union on your campus. - Atmosphere that encourages informal interaction amongst students and **faculty**



		National		Evergreen
Very satisfied		12.74%		9.21%
Somewhat satisfied		35.17%		33.02%
Somewhat dissatisfied		17.63%		17.14%
Very dissatisfied		7.03%		7.94%
No basis to judge/Not applicable		27.42%		32.70%
<i>Total Respondents</i>		<i>18170</i>		<i>315</i>

Please indicate how important it is to you that the Student Union on your campus has each of the following features/characteristics. Then indicate your current level of satisfaction with each aspect of the Student Union on your campus. - Atmosphere that is conducive to studying





		National		Evergreen
Very satisfied		15.61%		13.65%
Somewhat satisfied		40.19%		37.78%
Somewhat dissatisfied		19.09%		15.87%
Very dissatisfied		8.04%		6.67%
No basis to judge/Not applicable		17.08%		26.03%
<i>Total Respondents</i>		<i>18518</i>		<i>315</i>



What is one thing that you would change/improve about the Student Union?



		National		Evergreen
		100.00%		100.00%
<i>Total Respondents</i>		<i>11671</i>		205

Has your participation in programs, speakers, performances, and events at the Student Union provided you with skills that you will use after college?



		National		Evergreen
Yes (please provide a specific example of a meaningful program or event and what you learned by attending the program or event)		19.86%		13.65%
No		80.14%		86.35%
<i>Total Respondents</i>		<i>19682</i>		337



If you could start over again, would you go to the same college/university you are now attending?

	Mean	Difference	Std Dev	N	Top 1	Bottom 1	Rank
National 	3.34	0.11*	0.77	18970	49.27%	2.53%	
Evergreen 	3.45	---	0.73	333	56.16%	2.70%	
	3.20 3.26 3.33 3.39 3.45				* Indicates statistical significance, p < .05		



		National		Evergreen
Definitely yes		49.27%		56.16%
Probably yes		37.61%		35.14%
Probably no		10.60%		6.01%
Definitely no		2.53%		2.70%
<i>Total Respondents</i>		<i>18970</i>		333

Will you be enrolled at this college/university next semester/quarter?



	Mean	Difference	Std Dev	N	Top 1	Bottom 1	Rank
National 	3.81	-0.22*	0.55	16466	86.67%	1.94%	
Evergreen 	3.59	---	0.76	256	71.09%	4.30%	
<div> <div>3.40</div> <div>3.50</div> <div>3.61</div> <div>3.71</div> <div>3.81</div> </div> <div>* Indicates statistical significance, p < .05</div>							

	 National	 Evergreen
Definitely yes	75.18%	54.65%
Probably yes	8.27%	16.22%
Probably no	1.61%	2.70%
Definitely no	1.69%	3.30%
Not applicable/Graduating	13.25%	23.12%
<i>Total Respondents</i>	<i>18982</i>	<i>333</i>



Did you transfer to this college?

	 National	 Evergreen
No	75.53%	49.24%
Yes, from a two-year college	15.37%	34.44%
Yes, from a four-year college or university	9.09%	16.31%
<i>Total Respondents</i>	<i>18896</i>	<i>331</i>



In which subject area is your major?

	 National	 Evergreen
Business	14.30%	6.31%
Computer Science	1.60%	4.50%
Education	8.31%	8.41%
Engineering	6.45%	0.00%
Health Sciences	10.71%	3.60%
Interdisciplinary	1.06%	4.20%
Liberal Arts/Humanities	11.76%	11.11%
Mathematics	1.45%	2.70%
Physical Sciences	7.40%	12.01%
Social Sciences	10.71%	12.01%
Technology	0.60%	0.00%
Visual and Performing Arts	4.30%	9.31%
I have more than one major	3.97%	6.61%
Undecided	3.57%	2.70%
Other	10.64%	13.21%
Not applicable/I do not have a major.	1.25%	3.30%
<i>Total Respondents</i>	<i>18042</i>	<i>333</i>



Have you ever been enlisted in any branch of the US military (active duty, veteran, national guard, or reserves)?

	 National	 Evergreen
Yes	2.47%	6.04%
No	97.53%	93.96%
<i>Total Respondents</i>	<i>18835</i>	<i>331</i>



Please indicate your current class standing:

	 National	 Evergreen
First year/Freshman	20.18%	8.71%
Sophomore	19.40%	12.31%
Junior	25.36%	27.33%
Senior	27.03%	38.74%
Graduate student	6.79%	11.71%
Non-degree seeking	0.39%	0.30%
Other	0.79%	0.90%
<i>Total Respondents</i>	<i>19319</i>	<i>333</i>



What is your current enrollment status?

	 National	 Evergreen
Full time	91.26%	87.31%
Less than full time	8.74%	12.69%
<i>Total Respondents</i>	<i>19235</i>	<i>331</i>



Are you an international student (holding a SEVIS visa group: F1, F2, J1, J2, BE, BP, B1, B2, WB, WP)?

	 National	 Evergreen
Yes	3.21%	0.91%
No	96.79%	99.09%
<i>Total Respondents</i>	<i>19194</i>	<i>330</i>



Where do you currently live?

	 National	 Evergreen
On campus (e.g., residence hall, apartment, family housing)	35.01%	14.80%
Fraternity or sorority housing	3.05%	0.00%
Off campus, alone or with friends/roommates	32.76%	48.34%
Off campus, with my parent(s)/guardian(s)	14.47%	5.74%
Off campus, with my spouse/partner/children	13.24%	29.00%
I am currently studying abroad.	0.78%	0.00%
Other	0.64%	2.11%
<i>Total Respondents</i>	<i>19081</i>	<i>331</i>



What is your current gender identity?

	 National	 Evergreen
Man	35.82%	40.91%
Woman	63.57%	52.73%
Transgender	0.14%	1.52%
Other	0.42%	4.85%
I prefer to not respond to this question.	0.00%	0.00%
<i>Total Respondents</i>	<i>19259</i>	<i>330</i>



With which category do you most identify?

	 National	 Evergreen
Asian/Pacific Islander	7.69%	3.03%
Black/African-American	5.27%	0.00%
Latino(a)/Hispanic	5.53%	2.42%
Middle Eastern	0.72%	0.61%
Indigenous/Native American	0.76%	1.21%
White	70.37%	73.03%
Multiracial	3.65%	7.88%
I prefer to not respond to this question.	6.01%	11.82%
<i>Total Respondents</i>	<i>19293</i>	<i>330</i>



Which term best describes your sexual orientation? (DELETE FOR 2011-12)

	 National	 Evergreen
Asexual	6.61%	3.64%
Bisexual	2.37%	9.39%
Gay	1.42%	3.03%
Heterosexual	79.94%	63.33%
Lesbian	0.71%	0.91%
Queer	0.51%	5.45%
Questioning	0.57%	0.91%
Other	0.75%	3.64%
I prefer not to respond to this question.	7.13%	9.70%
<i>Total Respondents</i>	<i>18573</i>	<i>330</i>

Are you the first in your family to go to college (i.e., neither of your parents/guardians or siblings have attended any college)?



	 National	 Evergreen
Yes	17.05%	19.64%
No	82.95%	80.36%
<i>Total Respondents</i>	<i>18846</i>	<i>331</i>

What is your approximate cumulative GPA? (DELETE FOR 2011-12)

	 National	 Evergreen
4.0 or higher	5.10%	0.00%
3.9	6.48%	0.00%
3.8	8.20%	0.00%
3.7	8.14%	0.00%
3.6	7.81%	0.00%
3.5	9.67%	0.00%
3.4	7.02%	0.00%
3.3	7.13%	0.00%
3.2	6.61%	0.00%
3.1	4.41%	0.00%
3.0	8.42%	0.00%
2.9	4.06%	0.00%
2.8	4.06%	0.00%
2.7	3.18%	0.00%
2.6	1.81%	0.00%
2.5	2.72%	0.00%
2.4	0.92%	0.00%
2.3	0.94%	0.00%
2.2	0.68%	0.00%
2.1	0.54%	0.00%
2.0	0.72%	0.00%
1.9	0.17%	0.00%
1.8	0.11%	0.00%
1.7	0.08%	0.00%
1.6	0.08%	0.00%
1.5	0.09%	0.00%
1.4	0.04%	0.00%
1.3	0.04%	0.00%
1.2	0.02%	0.00%
1.1	0.01%	0.00%
1.0	0.02%	0.00%
.9	0.02%	0.00%
.8	0.00%	0.00%
.7	0.01%	0.00%
.6	0.01%	0.00%
.5	0.00%	0.00%
.4	0.00%	0.00%
.3	0.00%	0.00%



.3	0.00%	0.00%
.2	0.01%	0.00%
.1	0.01%	0.00%
0	0.02%	0.00%
Not applicable/I do not have a GPA yet.	0.64%	0.00%
<i>Total Respondents</i>	<i>18493</i>	<i>0</i>

Please indicate how important it is to you that the Student Union on your campus has each of the following features/characteristics. Then indicate your current level of satisfaction with each aspect of the Student Union on your campus. - Variety of food options



	Mean	Difference	Std Dev	N	Top 1	Bottom 1	Rank
National 	3.33	0.05	0.90	18959	55.60%	6.59%	
Evergreen 	3.38	---	0.90	326	60.12%	6.13%	
	3.20 3.25 3.29 3.34 3.38						

	National	Evergreen
Very important to me	55.60%	60.12%
Moderately important to me	28.11%	23.93%
Slightly important to me	9.70%	9.82%
Not at all important to me	6.59%	6.13%
<i>Total Respondents</i>	<i>18959</i>	<i>326</i>



Please indicate how important it is to you that the Student Union on your campus has each of the following features/characteristics. Then indicate your current level of satisfaction with each aspect of the Student Union on your campus. - Variety of food options



	Mean	Difference	Std Dev	N	Top 1	Bottom 1	Rank
National 	2.63	-0.29*	0.94	16478	17.99%	14.86%	
Evergreen 	2.34	---	0.99	285	12.98%	24.56%	
	2.20 2.31 2.42 2.52 2.63						

* Indicates statistical significance, p < .05



		National		Evergreen
Very satisfied		16.19%		11.67%
Somewhat satisfied		37.71%		29.65%
Somewhat dissatisfied		22.74%		26.50%
Very dissatisfied		13.37%		22.08%
No basis to judge/Not applicable		9.99%		10.09%
Total Respondents		18307		317



Please indicate how important it is to you that the Student Union on your campus has each of the following features/characteristics. Then indicate your current level of satisfaction with each aspect of the Student Union on your campus. - Atmosphere that encourages informal interaction amongst students and staff

	Mean	Difference	Std Dev	N	Top 1	Bottom 1	Rank
National 	2.67	0.06	1.02	19067	24.25%	16.61%	
Evergreen 	2.73	---	1.07	323	29.10%	18.58%	
	2.50 2.56 2.62 2.67 2.73						

		National		Evergreen
Very important to me		24.25%		29.10%
Moderately important to me		34.81%		33.13%
Slightly important to me		24.33%		19.20%
Not at all important to me		16.61%		18.58%
Total Respondents		19067		323



Please indicate how important it is to you that the Student Union on your campus has each of the following features/characteristics. Then indicate your current level of satisfaction with each aspect of the Student Union on your campus. - Atmosphere that encourages informal interaction amongst students and staff

	Mean	Difference	Std Dev	N	Top 1	Bottom 1	Rank
National 	2.81	-0.05	0.83	13464	19.13%	7.87%	
Evergreen 	2.76	---	0.87	220	17.27%	11.36%	
	2.60 2.65 2.71 2.76 2.81						



	 National	 Evergreen
Very satisfied	13.94%	11.99%
Somewhat satisfied	37.07%	36.59%
Somewhat dissatisfied	16.12%	12.93%
Very dissatisfied	5.74%	7.89%
No basis to judge/Not applicable	27.13%	30.60%
<i>Total Respondents</i>	<i>18477</i>	<i>317</i>



How old are you? (DELETE FOR 2011-12)

Please enter a number only.



	Mean	Difference	Std Dev	N	Top 20	Bottom 20	Rank
National 	22.65	5.64*	6.50	19180	2.83%	96.67%	
Evergreen 	28.30	---	11.06	330	18.18%	80.91%	
<div> <div>22.50</div> <div>23.95</div> <div>25.40</div> <div>26.85</div> <div>28.30</div> </div> <div>* Indicates statistical significance, p < .05</div>							



Please indicate how important it is to you that the Student Union on your campus has each of the following features/characteristics. Then indicate your current level of satisfaction with each aspect of the Student Union on your campus. - Variety of retail/service options

	Mean	Difference	Std Dev	N	Top 1	Bottom 1	Rank
National 	2.75	-0.18*	0.99	19052	25.93%	13.67%	
Evergreen 	2.57	---	1.01	324	21.60%	16.98%	
<div> <div>2.40</div> <div>2.49</div> <div>2.58</div> <div>2.66</div> <div>2.75</div> </div> <div>* Indicates statistical significance, p < .05</div>							



	 National	 Evergreen
Very important to me	25.93%	21.60%
Moderately important to me	36.93%	30.56%
Slightly important to me	23.47%	30.86%
Not at all important to me	13.67%	16.98%
<i>Total Respondents</i>	<i>19052</i>	<i>324</i>

Please indicate how important it is to you that the Student Union on your campus has each of the following features/characteristics. Then indicate your current level of satisfaction with each aspect of the Student Union on your campus. - Variety of retail/service options



	Mean	Difference	Std Dev	N	Top 1	Bottom 1	Rank
National 	2.77	-0.09	0.84	15107	17.78%	8.53%	
Evergreen 	2.68	---	0.93	249	18.47%	13.65%	
	2.50	2.57	2.64	2.70	2.77		

	 National  Evergreen
Very satisfied	14.58% 14.60%
Somewhat satisfied	41.17% 35.24%
Somewhat dissatisfied	19.26% 18.41%
Very dissatisfied	7.00% 10.79%
No basis to judge/Not applicable	17.99% 20.95%
<i>Total Respondents</i>	<i>18422</i> <i>315</i>

- How many hours do you typically spend a week studying?

	 National  Evergreen
0 hours	0.88% 0.30%
1 - 5 hours	18.67% 7.88%
6 - 10 hours	24.50% 23.94%
11 - 15 hours	17.59% 16.06%
16 - 20 hours	14.36% 19.39%
21 - 25 hours	8.62% 7.27%
26 - 30 hours	6.20% 6.06%
31 - 35 hours	3.45% 4.85%
36 - 40 hours	2.77% 4.85%
41+ hours per week	2.93% 9.39%
<i>Total Respondents</i>	<i>18913</i> <i>330</i>

- How many hours (during the academic year) do you typically work for pay?

	 National	 Evergreen
0 hours	32.02%	31.48%
1 - 5 hours	7.41%	5.56%
6 - 10 hours	12.67%	7.41%
11 - 15 hours	10.09%	12.04%
16 - 20 hours	11.37%	12.35%
21 - 25 hours	7.16%	7.10%
26 - 30 hours	4.74%	4.01%
31 - 35 hours	2.66%	2.47%
36 - 40 hours	5.12%	8.64%
41+ hours per week	6.70%	8.95%
<i>Total Respondents</i>	<i>18578</i>	<i>324</i>

National

- Augustana College (South Dakota) - Consortium 2010: Student Union and Programming Student Survey
- Babson College - Consortium: Student Union and Programming Student Survey
- Baldwin-Wallace College - Consortium 2010: Student Union and Programming Student Survey
- Butler University - Consortium 2010: Student Union and Programming Student Survey
- California State University, Dominguez Hills - Consortium 2010: Loker Student Union and Programming Student Survey
- Colorado State University - Consortium 2010: Student Union and Programming Student Survey
- Denison University - Consortium 2010: Student Union and Programming Student Survey
- DePauw University - Consortium 2010: Student Union and Programming Student Survey
- Evergreen State College - Consortium: Student Union and Programming Student Survey
- Fort Hays State University - Consortium 2010: Memorial Union and Programming Student Survey
- George Mason University - Consortium 2010: Student Union and Programming Student Survey
- Georgia College & State University - Consortium 2010: Student Activities Center and CAB Campus Programming Student Survey
- Grinnell College - Consortium 2010: Joe Rosenfield '25 Center and Programming Student Survey
- Kalamazoo College - Consortium 2010: Hicks Student Center and Programming Student Survey
- Kean University - Consortium 2010: Student Union and Programming Student Survey
- Lehigh University - Lehigh University Student Center and Programming Student Survey
- Louisiana State University - Consortium 2010: Student Union and Programming Student Survey
- Loyola University-New Orleans - Consortium 2010: Student Union and Programming Student Survey
- Macalester College - Consortium 2010: Ruth Stricker Dayton Campus Center and Programming Student Survey
- Miami University of Ohio - Consortium 2010: Student Union and Programming Student Survey
- Missouri State University - Consortium 2010: Student Union and Programming Student Survey
- Mount St. Mary's University IPEDS: 163462 - Consortium 2010: Student Union and Programming Student Survey
- Northwestern University - Consortium 2010: Student Union and Programming Student Survey
- Otterbein University - Consortium 2010: Campus Center and Programming Student Survey
- Sam Houston State University - Consortium 2010: Lowman Student Center and Programming Student Survey

- Simpson College - Consortium 2010: Student Union and Programming Student Survey
- Southern Illinois University, Carbondale - Consortium 2010: Student Union and Programming Student Survey
- Southern Methodist University - Consortium 2010: Hughes-Trigg Student Center and Programming Student Survey
- Texas Tech University - Consortium: Student Union and Programming Student Survey
- Towson University - Consortium 2010: Student Union and Programming Student Survey
- Transylvania University - Consortium 2010: Student Union and Programming Student Survey
- University at Albany - Consortium 2010: Campus Center and Programming Student Survey
- University of Alabama - Consortium 2010: Student Union and Programming Student Survey
- University of Alaska - Anchorage - Consortium 2010: Student Union and Programming Student Survey
- University of Colorado at Boulder - Consortium 2010: University Memorial Center and Programming Student Survey
- University of Dubuque - Consortium 2010: Student Union and Programming Student Survey
- University of Florida - Consortium 2010: Reitz Union and Programming Student Survey
- University of Missouri - Columbia - Consortium 2010: Student Union and Programming Student Survey
- University of Nebraska-Lincoln - University of Nebraska-Lincoln: Student Union and Programming Student Survey
- University of Nevada, Las Vegas - Consortium 2010: Student Union and Programming Student Survey
- University of North Carolina at Chapel Hill - Consortium 2010: Student Union and Programming Student Survey
- University of North Carolina at Charlotte - Consortium 2010: Student Union and Programming Student Survey
- University of North Carolina at Greensboro - Consortium 2010: Elliott University Center and Programming Student Survey
- University of Puget Sound - Consortium 2010: Student Union and Programming Student Survey
- University of Utah - Consortium 2010: Student Union and Programming Student Survey
- Weber State University - Consortium 2010: Student Union and Programming Student Survey
- West Chester University - Consortium: Student Union and Programming Student Survey
- Western Washington University - Consortium 2010: Viking Union and Programming Student Survey